
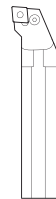


**PALEFARICARLO**



**KORLOY**



**TORNITURA**

 **PALEARICARLO**  
2 0 1 8

# Acquista on-line

Registrati sul sito: troverai il catalogo  
sempre aggiornato con prodotti,  
disponibilità e **con gli sconti  
e i vantaggi a te riservati.**

Il modo più semplice e  
veloce per acquistare!



[palea-ricar-10.com](http://palea-ricar-10.com)



**Qualità e  
Rompitrucoli**



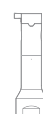
**A**

**Tornitura**



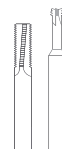
**B**

**Taglio e Gole**



**C**

**Frese a filettare**



**D**

**Fresatura**



**E**

**Foratura**



**F**

**Sistemi utensili  
Dinox**



**G**



## INNOVAZIONE COSTANTE, EVOLUZIONE STRABILIANTE.



LAVORAZIONE VALVOLE



RAILWAY



COSTRUZIONE NAVI



LAVORAZIONE MATERIALI SPECIALI



AUTOMOTIVE



LAVORAZIONE CARBONIO E ALLUMINIO



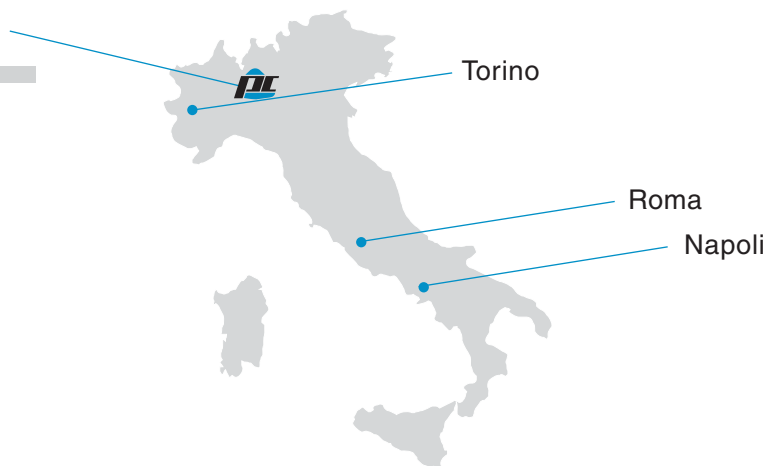
AEREOSPACE



sede principale:

**Busto Arsizio (VA)**

4 sedi  
in Italia



**1988**

Fondazione  
Ditta Paleari Carlo



**1998**

Apertura  
Filiale di Roma  
e Napoli



**2001**

Ampliamento  
sede di Busto e  
nuovo assetto societario



**2013**

Nuova filiale  
di Torino



**2016**

Ampliamento della  
gamma e acquisizione  
nuovi brand

# A

## Qualità e rompitruccioli





**Gradi CVD**


**Gradi per acciaio**

**NC3215 *New* / NC3225 *New***

- Per lavorazioni di componenti in acciaio forgiato per automotive sia in taglio continuo che interrotto
- Indicati per tutti i tipi di acciai: al carbonio, legati, laminati, dolci, per utensili e cuscinetti nonché per speciali tipologie d'acciaio
- Il nuovo rivestimento assicura un effetto antischeggiatura potenziato che garantisce una durata più lunga



**▶ Caratteristiche**



▶ Basso sforzo di taglio, effetto antischeggiatura, aumento durata utensile, produttività aumentata

**Grado per ghisa**

**NC6315 *New***

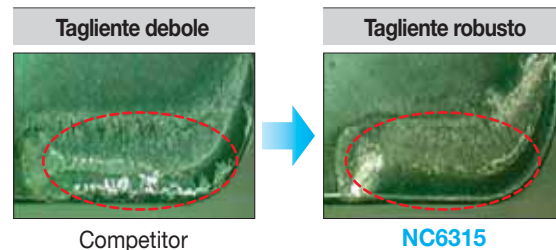

- Per lavorazione di ghisa, ghisa grigia GC e ghisa duttile GCD, sia in taglio continuo che interrotto
- Il nuovo rivestimento assicura un effetto antischeggiatura potenziato che garantisce una durata più lunga



**▶ Caratteristiche**

▶ L'inserto del competitor mostra una forte usura sul lato nella lavorazione di ghisa in taglio interrotto.  
-> Il nuovo rivestimento dell'inserto Korloy **assicura un effetto antiusura**

▶ L'inserto del competitor mostra delle scheggiature sul tagliente nella lavorazione di ghisa in taglio interrotto.  
-> Il substrato altamente resistente (K15) dell'inserto Korloy **assicura un tagliente più robusto**



▶ L'inserto del competitor mostra una forte usura nella lavorazione di ghisa in taglio interrotto/continuo ad alto avanzamento.  
-> Il rompitrucolo VK Korloy per lavorazioni ad alto avanzamento assicura un effetto antiusura notevole




## Gradi PVD

Gradi per tornitura di leghe resistenti al calore e acciaio inossidabile

### PC8105 *New*


- Tagliante rinforzato ed effetto antisceggiatura grazie alla grana ultrafine del metallo duro
- Rivestimento PVD di grande durezza resistente alle ossidazioni
- Rugosità superficie migliorata e sforzo taglio ridotto al minimo assicurano un'eccellente resistenza all'usura



### PC8110

- Applicazione di un substrato altamente resistente all'usura e alle deformazioni plastiche dovute alle alte temperature
- Rivestimento PVD di grande durezza resistente alle ossidazioni
- Durata aumentata nelle lavorazioni ad alta velocità di leghe resistenti al calore e acciaio inossidabile

#### Caratteristiche del grado PC 8100



- Effetto antiusura anche ad alte temperature e rugosità superficie eccellente grazie allo speciale rivestimento molto duro e resistente alle ossidazioni
- La matrice uniforme assicura una distanza precisa tra i taglianti garantendo un'ottima resistenza all'usura e alla sceggiatura

### PC8115 *New*

- Tagliante rinforzato ed effetto antisceggiatura grazie alla grana ultrafine del metallo duro
- Rivestimento PVD di grande durezza resistente alle ossidazioni
- Il tagliante robusto e un'eccellente effetto antisceggiatura assicurano una lavorazione stabile
- Durata aumentata nelle lavorazioni ad alta velocità di leghe resistenti al calore e acciaio inossidabile

#### Nuova tecnologia applicata al rivestimento



#### Nuova tecnologia resistente alle ossidazioni (rivestimento trattato a 900°C)



#### Sistema di selezione dei gradi PVD

Materiale	Lavorazione	Grado	Velocità (m/min)	ISO	Gradi di applicazione				
P	Acciaio	Taglio continuo	175 (100 ~ 250)	P30	PC5300				
		Taglio interrotto	145 (80 ~ 120)	P40					
M	Inox	Taglio continuo	125 (80 ~ 160)	P50	PC5400 <i>New</i>				
		Taglio interrotto	175 (120 ~ 230)	M01		PC8105 <i>New</i>			
			160 (110 ~ 210)	M10					
	Taglio interrotto	150 (100 ~ 200)	M20	PC8110	PC8115 <i>New</i>	PC5300	PC9030	PC5400 <i>New</i>	
		135 (80 ~ 190)	M30	PC8105 <i>New</i>	PC8110	PC8115 <i>New</i>	PC5300	PC5400 <i>New</i>	
		130 (80 ~ 180)	M40						
		110 (80 ~ 140)	M50						
Taglio continuo	55 (40 ~ 70)	S01	PC8105 <i>New</i>						PC8110
	50 (35 ~ 65)	S10							
S	HRSA	Taglio continuo	45 (30 ~ 60)	S20	PC8105 <i>New</i>	PC8110	PC8115 <i>New</i>	PC5300	PC5400 <i>New</i>
		Taglio interrotto	40 (20 ~ 60)	S30					
H	Temprati	Taglio interrotto	35 (20 ~ 50)	S40	PC8105 <i>New</i>	PC8110	PC8115 <i>New</i>	PC5300	PC5400 <i>New</i>
		100 (70 ~ 130)	H01	PC8110					
		90 (65 ~ 115)	H10						



## Caratteristiche dei gradi PVD ricoperti

Gradi PVD ricoperti	ISO	Caratteristiche
PC8105 <i>New</i>	M05-M15 S01-S10	<ul style="list-style-type: none"> <li>Per finitura ad alta velocità e taglio continuo di materiali difficili da tagliare e STS</li> <li>Alta resistenza all'usura e alle ossidazioni</li> <li>Substrato a grana ultrafine, applicazione del nuovo rivestimento TiAlN</li> </ul>
PC8110	M10-M20 S05-S15 H01-H10	<ul style="list-style-type: none"> <li>Per lavorazioni medie ad alta velocità e taglio continuo di materiali difficili da tagliare e STS</li> <li>Durata eccellente grazie all'alta resistenza all'usura e alle deformazioni plastiche ad alte temperature</li> <li>Nuovo rivestimento TiAlN e substrato ad alta resistenza termica</li> </ul>
PC8115 <i>New</i>	M15-M25 S10-S20 H05-H15	<ul style="list-style-type: none"> <li>Per lavorazioni a velocità medio-basse e sgrossatura medie di materiali difficili da tagliare e STS</li> <li>Durata eccellente grazie all'alta resistenza all'usura e alle scheggiature</li> <li>Substrato a grana ultrafine, applicazione del nuovo rivestimento TiAlN</li> </ul>
PC5300	P30-P40 M20-M30 K20-K25 S15-S25	<ul style="list-style-type: none"> <li>Per lavorazioni di acciaio inossidabile, HRSA, acciaio generico e taglio interrotto di ghisa</li> <li>Durata eccellente grazie all'alta resistenza all'usura e alle scheggiature</li> <li>Substrato a grana ultrafine, applicazione del nuovo rivestimento TiAlN</li> </ul>
PC9030	M25-M35	<ul style="list-style-type: none"> <li>Per medie lavorazioni, sgrossatura e taglio altamente interrotto di acciaio inossidabile</li> <li>Substrato a grana ultrafine, applicazione del nuovo rivestimento TiAlN</li> <li>Lavorazioni stabili grazie all'alta resistenza alle scheggiature</li> </ul>
PC5400 <i>New</i>	P35-P45 M30-M40 K30-K35 S25-S35	<ul style="list-style-type: none"> <li>Per medie lavorazioni di materiali difficili da tagliare, acciaio inossidabile, acciaio generico e ghisa a velocità medio o basse</li> <li>Lavorabilità stabile grazie all'alta resistenza alle scheggiature, e ai materiali da riporto</li> <li>Substrato a grana ultrafine, applicazione del nuovo rivestimento AlCrN</li> </ul>

### Risultati prove con PC8105 / PC8110 / PC8115

#### S Inconel 718

- Parametri**  $vc$  (m/min) = 50  
 $fn$  (mm/giro) = 0,15  
 $ap$  (mm) = 0,5  
Con refrigerante
- Designazione** **INSERTO** CNMG120408-VP3(PC8105)  
**UTENSILE** PCLNR2525-M12

#### Risultato prova



#### S Inconel 718

- Parametri**  $vc$  (m/min) = 50  
 $fn$  (mm/giro) = 0,25  
 $ap$  (mm) = 2  
Con refrigerante
- Designazione** **INSERTO** CNMG120408-VP3(PC8115)  
**UTENSILE** PCLNR2525-M12

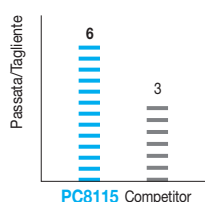
#### Risultato prova



#### M Acciaio inossidabile (AISI316L)

- Parametri**  $vc$  (m/min) = 140  
 $fn$  (mm/giro) = 0,25  
 $ap$  (mm) = 7,0  
Con refrigerante
- Designazione** **INSERTO** CNMG120408-VP3(PC8115)  
**UTENSILE** PCLNR2525-M12

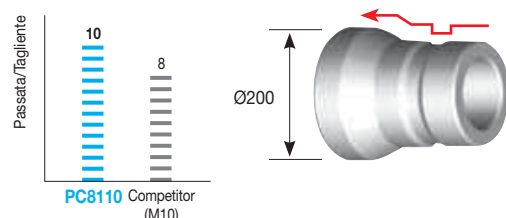
#### Risultato prova



#### S Inconel 625

- Parametri**  $vc$  (m/min) = 60  
 $fn$  (mm/giro) = 0,2  
 $ap$  (mm) = 2,0  
Con refrigerante
- Designazione** **INSERTO** DNMG150608-HS(PC8110)  
**UTENSILE** DDLNL2525-M15

#### Risultato prova





## Gradi in Cermet

Per tornitura di acciaio

### CN1500 *New*

- Per taglio continuo di acciaio forgiato a freddo/a caldo e leghe ferrose sinterizzate ad alte velocità e basse profondità di taglio
- Resistenza all'usura e alla scheggiatura eccellenti
- Rugosità superficie migliorata grazie all'applicazione di nuovi taglienti



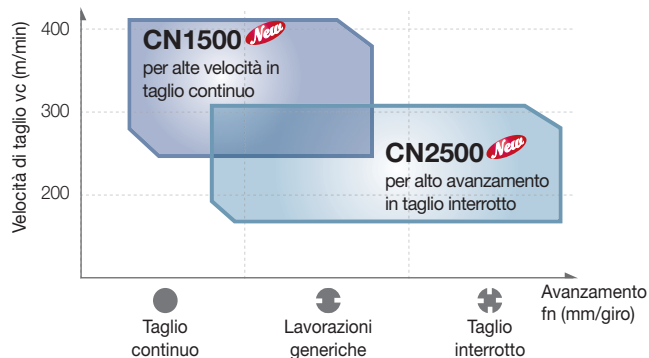
### CN2500 *New*

- Per taglio continuo di acciaio forgiato a freddo/a caldo e leghe ferrose sinterizzate ad alte velocità e basse profondità di taglio
- Eccellente resistenza all'usura, alle scheggiature e agli shock termici
- Rugosità superficie migliorata grazie all'applicazione di nuovi taglienti

#### Parametri raccomandati

Lavorazione	Materiale	Grado	Velocità raccomandata (m/min)		
			Minima	Raccomandata	Massima
Tornitura	C40	CN1500	150	<b>270</b>	400
		CN2500	130	<b>240</b>	350
	C45	CN1500	150	<b>250</b>	350
		CN2500	130	<b>220</b>	300
	leghe ferrose sinterizzate	CN1500	120	<b>220</b>	300
		CN2500	100	<b>200</b>	250

#### Gamma gradi



#### Gamma rompitrucoli

Negativo		
Sgrossatura	-	
Medie lavorazioni		
Finitura	<b>VL</b>	<b>VQ</b>

Positivo		
Sgrossatura	-	
Medie lavorazioni	<b>MP</b>	
Finitura	<b>VL</b>	<b>VF</b>

#### Sistema di selezione

Materiale	Lavorazione	Grado raccomandato	Velocità (m/min)	ISO	Gamma applicazione
P Acciaio	Taglio continuo	CN1500 <i>New</i>	250 (150 ~ 350)	P10	
	Taglio interrotto	CN2500 <i>New</i>	220 (130 ~ 300)	P30	

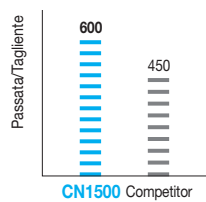
## Risultati prove con CN1500

### P Acciaio al carbonio (C45)

- **Parametri**  $vc$  (m/min) = 400  
 $fn$  (mm/giro) = 0,1  
 $ap$  (mm) = 0,3  
con refrigerante

- **Designazione** INSERTO CCMT09T304-HMP(CN1500)  
UTENSILE SCLCR2020-K09

#### ■ Risultato prova


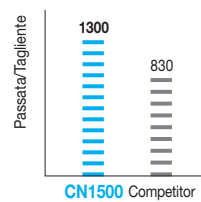


### P Acciaio legato (38MCD4)

- **Parametri**  $vc$  (m/min) = 330  
 $fn$  (mm/giro) = 0,12  
 $ap$  (mm) = 0,8  
con refrigerante

- **Designazione** INSERTO TNMG160404-VQ(CN1500)  
UTENSILE DTGNR3232-P16

#### ■ Risultato prova


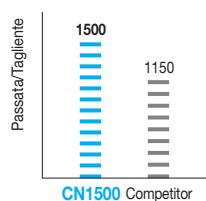


### P Acciaio per cuscinetti (K100)

- **Parametri**  $vc$  (m/min) = 350  
 $fn$  (mm/giro) = 0,1  
 $ap$  (mm) = 0,3  
con refrigerante

- **Designazione** INSERTO DCMT11T302-VF(CN1500)  
UTENSILE SDJCR2525-M11

#### ■ Risultato prova

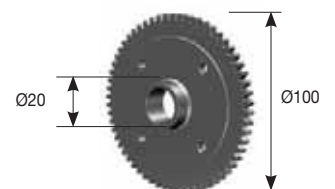
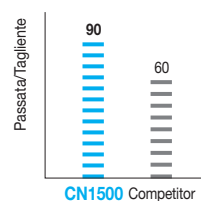


### P Leghe ferrose sinterizzate

- **Parametri**  $vc$  (m/min) = 250  
 $fn$  (mm/giro) = 0,17  
 $ap$  (mm) = 0,2  
con refrigerante

- **Designazione** INSERTO SNMG120408-GM(CN1500)  
UTENSILE MSRNR2525-M12

#### ■ Risultato prova



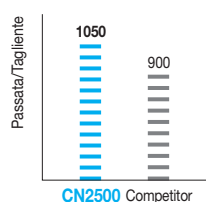
## Risultati prove con CN2500

### P Acciaio al Carbonio (C45)

- **Parametri**  $vc$  (m/min) = 300  
 $fn$  (mm/giro) = 0,15  
 $ap$  (mm) = 0,4  
con refrigerante

- **Designazione** INSERTO CCMT09T304-MP(CN2500)  
UTENSILE SCLCR2020-K09

#### ■ Risultato prova


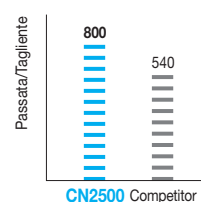


### P Leghe ferrose sinterizzate























- **Parametri**  $vc$  (m/min) = 300  
 $fn$  (mm/giro) = 0,2  
 $ap$  (mm) = 0,2  
con refrigerante

- **Designazione** INSERTO VBMT160404-MP(CN2500)  
UTENSILE SVABL-2020-K16

#### ■ Risultato prova

























## Rompitrucoli negativi KORLOY per tornitura

Geometria	Profilo e applicazione <b>P M K S N</b>	Parametri											Caratteristiche		
		Avanzamento $f_n$ (mm/giro)													
		0,04	0,063	0,10	0,16	0,25	0,4	0,63	1,0	1,6	2,5	4,0		6,3	
Profondità di taglio $a_p$ (mm)															
		0,1	0,16	0,25	0,4	0,63	1,0	1,6	2,5	4,0	6,3	10,0	11,6	13	
<b>VL</b> 	<b>P</b> 				0,10-0,35	0,2-1,5									<b>Per finitura</b> <ul style="list-style-type: none"><li>Ottimo controllo del truciolo per lavorazioni di materiali molto tenaci, acciaio a bassa percentuale di carbonio, acciaio per tubi e piastre d'acciaio</li><li>Indicato per sfacciatura e copiatura, assicura un'ottima finitura della superficie</li></ul>
<b>VF</b> 	<b>P</b> 			0,05-0,35		0,5-1,5									<b>Per finitura</b> <ul style="list-style-type: none"><li>Buon controllo del truciolo a varie profondità di taglio</li><li>Tagliente molto robusto grazie allo speciale rompitruciolo</li></ul>
<b>VC</b> 	<b>P</b> 				0,12-0,45	0,5-3,5									<b>Per finitura</b> <ul style="list-style-type: none"><li>Buon controllo del truciolo in copiatura e lavorazioni interne a varie profondità di taglio</li></ul>
<b>VM</b> 	<b>P M</b> 				0,10-0,50		1,0-5,0								<b>Per finitura</b> <ul style="list-style-type: none"><li>Buon controllo del truciolo nelle medie finiture e medie sgrossature</li><li>Ideale nelle lavorazioni con CNC</li></ul>
<b>VK</b> 	<b>P K</b> 				0,15-0,50		1,0-5,0								<b>Per media-sgrossatura in fresatura</b> <ul style="list-style-type: none"><li>Ideale nelle lavorazioni ad alta velocità e taglio interrotto</li></ul>
<b>VP2</b> 	<b>P M S</b> 			0,05-0,40		0,5-4,0									<b>Per media-finitura</b> <ul style="list-style-type: none"><li>Controllo truciolo stabile e grande lavorabilità in copiatura a varie profondità di taglio</li></ul>
<b>VP3</b> 	<b>P M S</b> 			0,05-0,45		0,5-4,5									<b>Per medie lavorazioni</b> <ul style="list-style-type: none"><li>Tagliente molto positivo con superficie estesa</li><li>Lavorazione stabile in taglio interrotto di materiali molto tenaci</li><li>Stabile controllo del truciolo nelle lavorazioni con grandi profondità di taglio</li></ul>
<b>VP4</b> 	<b>P M S</b> 				0,15-0,35		1,0-4,0								<b>Per sgrossatura</b> <ul style="list-style-type: none"><li>Tagliente positivo per generare bassi sforzi di taglio ma robusto per garantire alti avanzamenti</li><li>Ideale per sgrossatura su acciai inossidabili e HRSA</li></ul>
<b>VR</b> 	<b>P K</b> 				0,20-0,50		1,2-5,0								<b>Per medie lavorazioni di ghisa e media sgrossatura di acciaio</b> <ul style="list-style-type: none"><li>Ideale nelle lavorazioni ad alto avanzamento</li><li>Il design speciale del rompitruciolo previene l'incastro dei trucioli nelle lavorazioni ad alto avanzamento</li><li>Lo speciale trattamento applicato al tagliente assicura un effetto antiusura</li></ul>
<b>LP</b> 	<b>P M</b> 				0,10-0,40		0,5-2,5								<b>Per media-finitura di acciaio</b> <ul style="list-style-type: none"><li>Il rompitruciolo ampio garantisce un basso sforzo di taglio e una buona rugosità della superficie</li><li>Il design speciale del rompitruciolo previene l'incastro dei trucioli nelle lavorazioni ad alto avanzamento</li></ul>
<b>MP</b> 	<b>P M K</b> 				0,10-0,45		0,5-4,4								<b>Per medie lavorazioni</b> <ul style="list-style-type: none"><li>Ottimo controllo del truciolo con vari parametri di lavorazione</li><li>Buona durata grazie alla riduzione dello sforzo di taglio ad alta velocità e avanzamento</li></ul>

Note: Parametri basati su materiali generici





## Rompitruccioli negativi KORLOY per tornitura

Geometria	Profilo e applicazione <b>P M K S N</b>	Parametri											Caratteristiche		
		Avanzamento fn (mm/giro)													
		0,04	0,063	0,10	0,16	0,25	0,4	0,63	1,0	1,6	2,5	4,0		6,3	
Profondità di taglio ap (mm)															
		0,1	0,16	0,25	0,4	0,63	1,0	1,6	2,5	4,0	6,3	10,0	11,6	13	
<b>MM</b> 	<b>P M</b> 				0,10-0,35			0,80-5,0							<b>Per medie lavorazioni su acciai inossidabili</b> <ul style="list-style-type: none"> <li>Ottimo controllo del truciolo e buona superficie lavorata.</li> <li>La preparazione del tagliente evita il materiale di riporto durante la lavorazione</li> </ul>
<b>MK</b> 	<b>P K</b> 				0,12-0,48			0,8-4,8							<b>Per medie lavorazioni su ghisa</b> <ul style="list-style-type: none"> <li>Ideale nelle lavorazioni generiche su ghisa.</li> <li>Bassi sforzi di taglio</li> </ul>
<b>RM</b> 	<b>M K</b> 				0,18-0,55			2,0-6,0							<b>Per sgrossatura su acciai inossidabili</b> <ul style="list-style-type: none"> <li>Tagliente rinforzato per garantire buone performance nella sgrossatura degli acciai inossidabili</li> </ul>
<b>RK</b> 	<b>P K</b> 				0,20-0,58			1,8-6,2							<b>Per lavorazioni di sgrossatura su ghisa</b> <ul style="list-style-type: none"> <li>Tagliente rinforzato per garantire buone performance in sgrossatura di ghisa.</li> <li>Ideale per i tagli interrotti</li> </ul>
<b>HR</b> 	<b>P M K</b> 				0,25-0,65			2,5-7,0							<b>Per leghe leggere e acciaio inossidabile</b> <ul style="list-style-type: none"> <li>Tagliente molto affilato e robusto assicura un basso sforzo di taglio durante la lavorazione</li> <li>Ideale nelle lavorazioni di acciaio a basso contenuto di carbonio, inossidabile e alluminio</li> </ul>
<b>HA</b> 	<b>P M N</b> 	0,03-0,30				0,5-2,5									<b>Per leghe leggere e acciaio inossidabile</b> <ul style="list-style-type: none"> <li>Tagliente molto affilato e robusto assicura un bassosforzo di taglio durante la lavorazione</li> <li>Ideale nelle lavorazioni di acciaio a basso contenuto di carbonio, inossidabile e alluminio</li> </ul>
<b>HS</b> 	<b>P M</b> 				0,10-0,40			1,0-4,0							<b>Per medie lavorazioni di acciaio inossidabile</b> <ul style="list-style-type: none"> <li>Design esclusivo per lavorare acciaio inossidabile</li> <li>Effetto antiusura potenziato grazie all'alto angolo di spoglia del rompitruciolo</li> </ul>
<b>HM</b> 	<b>P M</b> 				0,10-0,40			0,7-4,0							<b>Per medie lavorazioni</b> <ul style="list-style-type: none"> <li>Eccellente controllo del truciolo su acciai indicato nell'uso generico</li> </ul>
<b>GR</b> 	<b>P K</b> 				0,30-0,80			3,0-8,0							<b>Per media sgrossatura</b> <ul style="list-style-type: none"> <li>Ideale nelle lavorazioni di acciaio e ghisa con alte profondità di taglio ad alto avanzamento</li> <li>Indicato per lavorazioni in taglio interrotto</li> </ul>
<b>GS</b> 	<b>P M</b> 				0,15-0,50			1,5-5,5							<b>Per media sgrossatura di inossidabile</b> <ul style="list-style-type: none"> <li>Rompitruciolo esclusivo per acciaio inossidabile</li> </ul>
<b>B25</b> 	<b>P M K</b> 						0,50-1,00								<b>Per lavorazioni generiche</b> <ul style="list-style-type: none"> <li>Indicato nelle lavorazioni generiche</li> </ul>










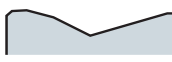






Note: Parametri basati su materiali generici



## Rompitruccioli negativi KORLOY WIPER



















Geometria	Profilo e applicazione <b>P M K S N</b>	Parametri											Caratteristiche		
		Avanzamento $f_n$ (mm/giro)													
		0,04	0,063	0,10	0,16	0,25	0,4	0,63	1,0	1,6	2,5	4,0		6,3	
Profondità di taglio $a_p$ (mm)															
		0,1	0,16	0,25	0,4	0,63	1,0	1,6	2,5	4,0	6,3	10,0	11,6	13	
<b>LW</b> 	<b>P K</b> 						0,15~0,60								
										1,0~5,0					
<b>VW</b> 	<b>P K</b> 						0,15~0,50								
										0,5~3,5					

## Rompitruccioli negativi KORLOY per sgrossatura pesante

<b>GH</b> 	<b>P M S</b> 							0,30~1,30							
										3,0~11,0					
<b>VH</b> 	<b>P S</b> 								0,70~1,40						
											6,0~15,0				
<b>VT</b> 	<b>P M K S</b> 								0,75~1,60						
												7,0~17,0			
<b>HP</b> 	<b>P M S</b> 								0,50~0,90						
												5,0~15,0			
<b>X279</b> 	<b>P M S</b> 									0,65~1,0					
												5,0~17,0			
<b>X280</b> 	<b>P M S</b> 									0,75~1,1					
												5,0~20,0			
<b>X287</b> 	<b>P</b> 									0,60~1,2					
												5,0~15,0			
<b>X288</b> 	<b>P</b> 									0,70~1,3					
												5,0~17,0			

Note: Parametri basati su materiali generici

## Rompitruccioli positivi KORLOY per tornitura

Geometria	Profilo e applicazione <b>P M K S N</b>	Parametri											Caratteristiche		
		Avanzamento fn (mm/giro)													
		0,04	0,063	0,10	0,16	0,25	0,4	0,63	1,0	1,6	2,5	4,0		6,3	
Profondità di taglio ap (mm)															
		0,1	0,16	0,25	0,4	0,63	1,0	1,6	2,5	4,0	6,3	10,0	11,6	13	
<b>VF</b> 	<b>P M S</b> 				0,05-0,25										<b>Per finitura</b> <ul style="list-style-type: none"><li>Buon controllo del truciolo, basso sforzo di taglio</li><li>La preparazione del tagliente migliora la superficie lavorata</li></ul>
<b>VL</b> 	<b>P M K S</b> 				0,05-0,20										<b>Per finitura</b> <ul style="list-style-type: none"><li>Eccellente controllo del truciolo nelle lavorazioni di acciaio con basso contenuto di carbonio, acciaio per tubi e piastre d'acciaio</li></ul>
<b>VP1</b> 	<b>P M S</b> 				0,01-0,25										<b>Per finitura su HRSA o Inossidabili</b> <ul style="list-style-type: none"><li>Eccellente controllo del truciolo nelle lavorazioni con bassa profondità di taglio e basso avanzamento</li><li>Basso sforzo di taglio e ottima finitura superficie</li><li>Ideale sia per lavorazioni interne che esterne</li></ul>
<b>HFP</b> 	<b>P</b> 				0,05-0,25										<b>Per finitura</b> <ul style="list-style-type: none"><li>Eccellente controllo del truciolo nelle lavorazioni con bassa profondità di taglio e basso avanzamento</li><li>Basso sforzo di taglio e ottima finitura superficie</li></ul>
<b>HMP</b> 	<b>P M S</b> 				0,08-0,40										<b>Per medie lavorazioni</b> <ul style="list-style-type: none"><li>Eccellente controllo del truciolo con vari parametri di lavorazione</li><li>Ideale nelle lavorazioni di acciaio inossidabile</li></ul>
<b>C25</b> 	<b>P K</b> 				0,10-0,35										<b>Per medie lavorazioni</b> <ul style="list-style-type: none"><li>Ideale nelle lavorazioni con taglio interrotto e di ghisa</li><li>Buona finitura superficie grazie al basso sforzo di taglio</li><li>Ideale per alesatura e tornitura di diametri esterni</li></ul>
<b>MP</b> 	<b>P M K S</b> 				0,05-0,30										<b>Per medie lavorazioni</b> <ul style="list-style-type: none"><li>Tagliente affilato e ampia tasca raccogli truciolo assicurano un basso sforzo di taglio</li><li>Controllo truciolo stabile a varie profondità di taglio</li><li>Risultati eccellenti nelle lavorazioni di parti di automotive</li></ul>
<b>AK</b> 	<b>M S N</b> 				0,03-0,40										<b>Per alluminio</b> <ul style="list-style-type: none"><li>L'alto angolo di spoglia e il tagliente particolare assicurano un basso sforzo di taglio e una lunga durata in tornitura di alluminio a taglio continuo</li><li>Capacità di lavorare ad alta velocità nelle lavorazioni di finitura</li></ul>
<b>L</b> 	<b>P M K S</b> 				0,01-0,12										<b>Per finitura</b> <ul style="list-style-type: none"><li>Tagliente affilato per base profondità di taglio</li><li>Durata aumentata nelle lavorazioni ad alta velocità grazie al basso sforzo di taglio</li><li>Buona finitura superficie</li></ul>

Note: Parametri basati su materiali generici





## Nuovi rompitrucioli

# ROMPITRUCIOLO LP per media finitura

- Ideale per lavorare parti di automobili in acciaio forgiato e acciaio generico
- Il design particolare, assicura una buona produttività grazie a un eccellente controllo del truciolo nelle lavorazioni ad alto avanzamento
- La particolare angolazione assicura un basso sforzo di taglio

### Caratteristiche

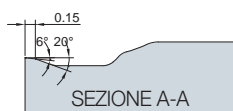
#### ► Rompitruciolo

- Buona evacuazione truciolo nelle lavorazioni ad alto avanzamento
- Eccellente controllo truciolo in copiatura
- Basso sforzo di taglio a basse profondità e in alto avanzamento

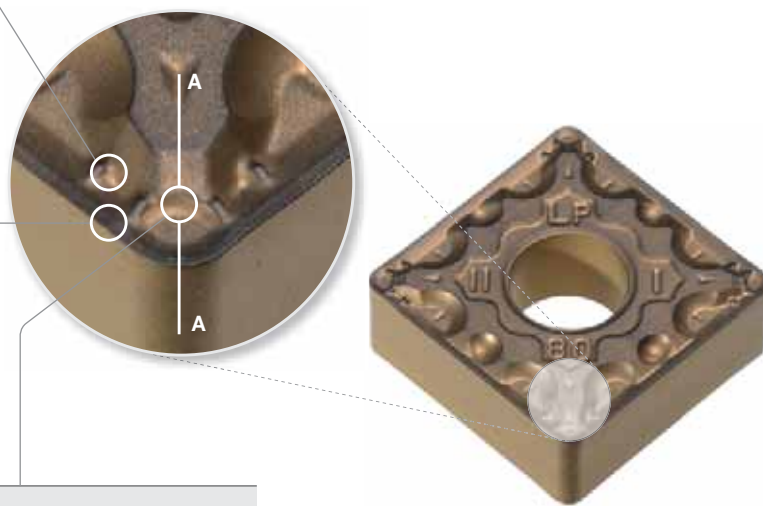
#### ► Trattamento della superficie

- Effetto antiusura
- Effetto antisceggiatura

#### ► Sezione del rompitruciolo

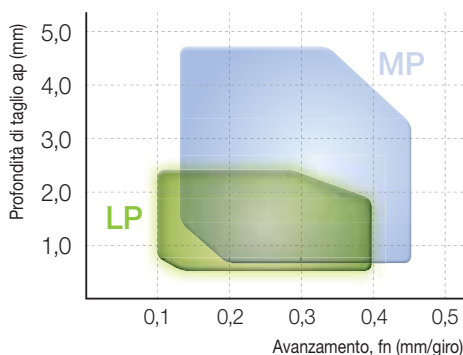


- Tasca raccogli truciolo allargata per una migliore evacuazione in alto avanzamento
- Riduzione dello sforzo di taglio grazie al contatto tra la superficie e il truciolo



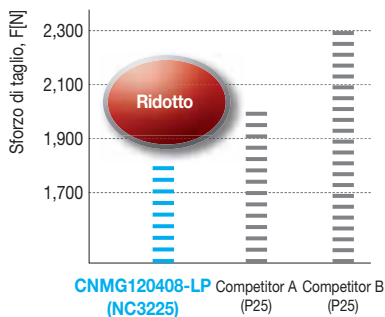
Qualità e Rompitrucioli

### Parametri (media finitura)

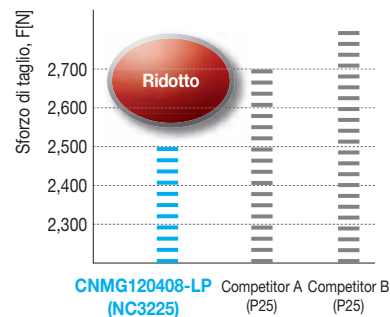


### Risultati prove

Avanzamento medio (0,25mm/giro)



Alto avanzamento (0,40mm/giro)



Nuovi rompitrucioli

# ROMPITRUCIOLO **MP** per medie lavorazioni

- Ideale per lavorare parti di automobili in acciaio forgiato e acciaio generico
- Il design particolare, assicura una buona produttività grazie a un eccellente controllo del truciolo nelle lavorazioni ad alto avanzamento
- La particolare angolazione assicura un basso sforzo di taglio

## Caratteristiche

### ► Rompitruciolo

- Stabile evacuazione truciolo nelle lavorazioni ad alto avanzamento
- Eccellente controllo truciolo in copiatura
- Basso sforzo di taglio a basse profondità di taglio in alto avanzamento



### ► Trattamento della superficie

- Effetto antiusura
- Effetto antisceggiatura
- Ideale nelle lavorazioni ad alte profondità di taglio e taglio interrotto

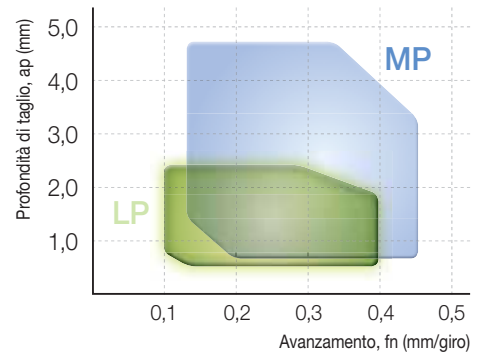
### ► Sezione del rompitruciolo



- Tasca raccogli truciolo allargata per una migliore evacuazione in alto avanzamento
- Riduzione dello sforzo di taglio grazie al contatto tra la superficie e il truciolo

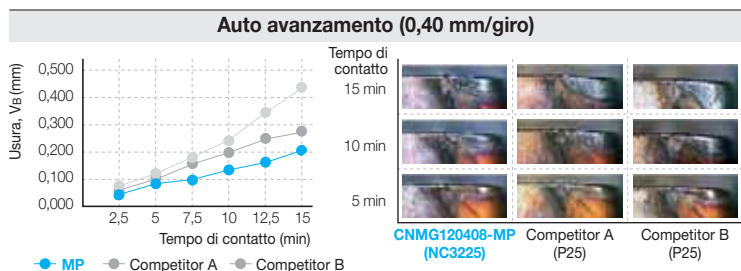
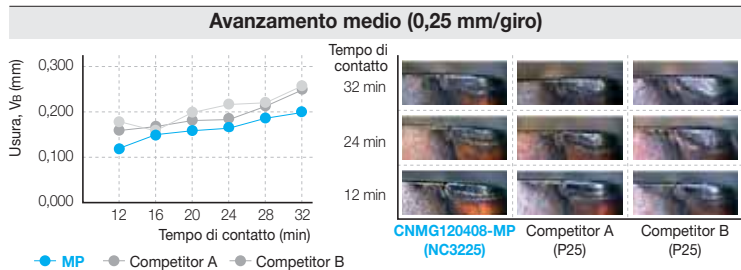


## Parametri (media finitura)



## Prova antiusura

- **Materiale** SCM440 (acciaio legato)  
Ø100  
Lavorazione diametro esterno
- **Parametri** vc (m/min) = 280  
ap (mm) = 1,5  
fn (mm/giro) = 0,25 / 0,40  
Con refrigerante
- **Utensile** CNMG120408-MP




Qualità e Rompitrucioli

## Nuovi rompitrucioli

### ROMPITRUCIOLO LW/VW per alto avanzamento


- Produttività aumentata grazie all'utilizzo in alto avanzamento e finitura superficie migliorata
- Resistenza all'usura migliorata

#### Caratteristiche LW



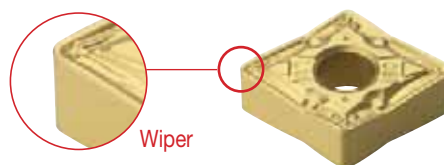
- ▶ **Tagliante curvilineo**
  - Assicura un basso sforzo di taglio
- ▶ **Design tridimensionale speciale**
  - Per lavorare anche ad alte profondità di taglio
- ▶ **Eccellente controllo del truciolo anche a basse profondità di taglio**
  - grazie all'ampia tasca raccogli trucioli

#### Caratteristiche VW

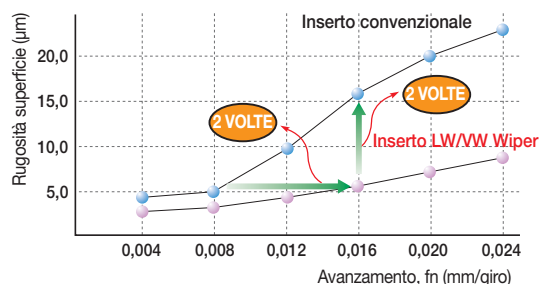


- ▶ **Risultati eccellenti in finitura**
  - grazie all'ottimo controllo del truciolo
- ▶ **Design speciale**
  - assicura uno staffaggio robusto
- ▶ **Fori tridimensionali sul tagliante**
  - assicurano un basso sforzo di taglio e un buon controllo del truciolo a basse profondità di taglio

#### Inserto Wiper




- ▶ Alta produttività
- ▶ Rugosità superficie migliorata
- ▶ Tempi di lavorazioni ridotti grazie all'utilizzo in alto avanzamento
- ▶ Durata aumentata grazie alla riduzione dello sforzo di taglio



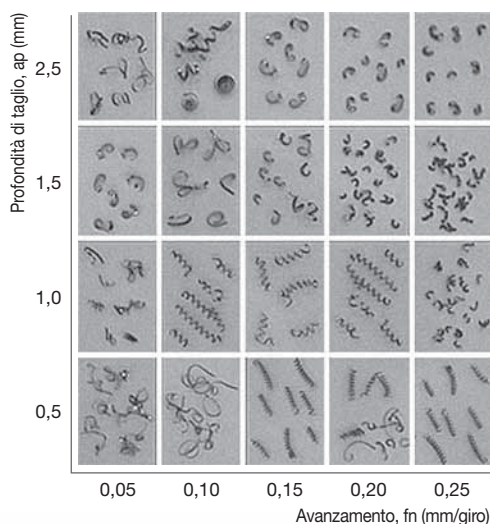
### ROMPITRUCIOLO MP per medio avanzamento

- Per lavorazioni in taglio continuo di acciaio forgiato ad alto avanzamento
- Inserto per tornitura interna di componenti automotive



#### Caratteristiche rompitruciolo MP

- ▶ Stabile controllo del truciolo
- ▶ Previene l'incastro dei trucioli nelle lavorazioni interne a varie profondità di taglio e avanzamento
- ▶ Tagliante rinforzato e tasca raccogli trucioli allargata assicurano un effetto antisceggiatura nelle lavorazioni instabili



#### Risultati prove

- **Materiale** SCM440
- **Parametri**  $v_c = 200$  m/min,  $a_p = 0,5 \sim 2,5$  mm  
 $f_n = 0,05 \sim 0,25$  mm/ giro
- **Utensile** CCMT09T304-MP



# B

## Tornitura



### C O N T E N U T O

#### Inserti

Pag. B 18-63

#### Inserti per Leghe Leggere

Pag. B 64-70

#### Inserti PCD

Pag. B 71-76

#### Inserti cBN

Pag. B 77-88

#### Inserti Ceramici

Pag. B 89-92

#### Portainseri Esterni

Pag. B 93-114

#### Portainseri Interni

Pag. B 115-126

#### Multi Turn

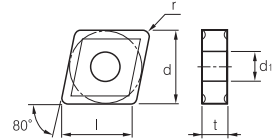
Pag. B










**CN**  **80° Negativo**

Articolo	l	d	t	d1
CNMG 12..	12,9	12,7	4,76	5,16
CNMG 16..	16,1	15,875	6,35	6,35
CNMG 19..	19,3	19,05	6,35	7,93
CNMG 2507..	25,8	25,4	7,94	9,12
CNMG 2509..	25,8	25,4	9,52	9,12

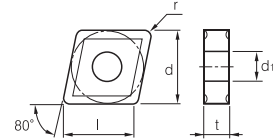







CNMG-VL	Articolo	RICOPERTO											CERMET				Utens. Applicab. CAT. B Pag. 97, 103, 115, 119							
		NC3010	NC3215	NC3120	NC9115	NC9125	NC9135	NC5330	PC8105	PC8110	PC8115	PC5300	PC5400	H01+TiAlN	H01+TiN	CN1500		CN2000	CN2500	CN30				
 ap (mm) 0,2-1,5 av (mm/giro) 0,10-0,35	CNMG 120404 VL																				DCLNR/L			
	120408 VL	●		●																		DCKNR/L		
																						DCBNR/L		
																						PCLNR/L		
																						PCBNR/L		
																						PCKNR/L		
																						PCLNR/L		
																						A..DCLNR/L		
																						S..PCLNR/L		
																						S..PCKNR/L		
CNMG-HM	Articolo	RICOPERTO													CERMET			Utens. Applicab. CAT. B Pag. 97, 103, 115, 119						
		NC3010	NC3215	NC3120	NC3225	NC3030	NC9115	NC9125	NC9135	PC9030	NC5330	PC8105	PC8110	PC8115	PC5300	PC5400	NC6205		NC6210	NC6215				
 ap (mm) 0,7-4,0 av (mm/giro) 0,10-0,40	CNMG 090304 HM	●		●																		DCLNR/L		
	090308 HM			●																			DCKNR/L	
	120404 HM	●		●	●	●																	DCBNR/L	
	120408 HM	●		●	●	●				●				○		●							PCLNR/L	
	120412 HM			●	●	●																	PCBNR/L	
	160608 HM			●	●	●																		PCKNR/L
	160612 HM	○		●	●	●									●									PCLNR/L
190612 HM			●	●	●																		A..DCLNR/L	
																							S..PCLNR/L	
																							S..PCKNR/L	
CNMG-VM	Articolo	RICOPERTO													CERMET			Utens. Applicab. CAT. B Pag. 97, 103, 115, 119						
		NC3010	NC3215	NC3120	NC3225	NC3030	NC9115	NC9125	NC9135	PC9030	NC5330	PC8105	PC8110	PC8115	PC5300	PC5400	NC6205		NC6210	NC6215				
 ap (mm) 1,0-5,0 av (mm/giro) 0,10-0,50	CNMG 120404 VM	●		●																		DCLNR/L		
	120408 VM			●	●																		DCKNR/L	
	120412 VM			●	●																		DCBNR/L	
	120416 VM		○																				PCLNR/L	
	160612 VM			○	○																			PCBNR/L
	190608 VM			○																				PCKNR/L
	190612 VM																							PCLNR/L
190616 VM					●																		A..DCLNR/L	
																							S..PCLNR/L	
																							S..PCKNR/L	
<b>New</b> CNMG-MK	Articolo	RICOPERTO													CERMET			Utens. Applicab. CAT. B Pag. 97, 103, 115, 119						
		NC3010	NC3215	NC3120	NC3225	NC3030	NC9115	NC9125	NC9135	PC9030	NC5330	PC8105	PC8110	PC8115	PC5300	NC6315	NC6205		NC6210	NC6215				
 ap (mm) 0,8-4,8 av (mm/giro) 0,12-0,48	CNMG 120404 MK															●						DCLNR/L		
	120408 MK															●							DCKNR/L	
	120412 MK															●							DCBNR/L	
																							PCLNR/L	
																							PCBNR/L	
																							PCKNR/L	
																							PCLNR/L	
																							A..DCLNR/L	
																							S..PCLNR/L	
																							S..PCKNR/L	
<b>New</b> CNMG-MP	Articolo	RICOPERTO													CERMET			Utens. Applicab. CAT. B Pag. 97, 103, 115, 119						
		NC3010	NC3215	NC3120	NC3225	NC3030	NC9115	NC9125	NC9135	PC9030	NC5330	PC8105	PC8110	PC8115	PC5300	PC5400	CN1500		CN2000	CN2500				
 ap (mm) 0,5-4,4 av (mm/giro) 0,10-0,45	CNMG 120408 MP		●		●																	DCLNR/L		
	120412 MP		●		●																		DCKNR/L	
	160612 MP		●		●																		DCBNR/L	
	160616 MP		○																				PCLNR/L	
																							PCBNR/L	
																							PCKNR/L	
																							PCLNR/L	
																							A..DCLNR/L	
																							S..PCLNR/L	
																							S..PCKNR/L	

●: Disponibile ○: A richiesta



Articolo	l	d	t	d1
CNMG 12..	12,9	12,7	4,76	5,16
CNMG 16..	16,1	15,875	6,35	6,35
CNMG 19..	19,3	19,05	6,35	7,93
CNMG 2507..	25,8	25,4	7,94	9,12
CNMG 2509..	25,8	25,4	9,52	9,12

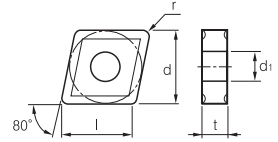



New CNMG-MM	Articolo	RICOPERTO													CERMET			Utens. Applicab. CAT. B Pag. 97, 103, 115, 119		
		NC3010	NC3215	NC3120	NC3225	NC3030	NC9115	NC9125	NC9135	PC9030	NC5330	PC8105	PC8110	PC8115	PC5300	PC5400	CN1500		CN2000	CN2500
 <p>ap (mm) 0,80-5,0 av (mm/giro) 0,10-0,35</p>	CNMG 120408 MM						●	●	●											DCLNR/L DCKNR/L DCBNR/L PCLNR/L PCBNR/L PCKNR/L PCLNR/L
	120412 MM						●	●	●											A..DCLNR/L S..PCLNR/L S..PCKNR/L
	160612 MM							○	●											
	160616 MM							○	○											
	190608 MM							○	○											
	190612 MM							○	○											
190616 MM							○	○												
 <p>ap (mm) 1,5-5,5 av (mm/giro) 0,15-0,50</p>	CNMG 120404 GS			●																DCLNR/L DCKNR/L DCBNR/L PCLNR/L PCBNR/L PCKNR/L PCLNR/L
	120408 GS			●		●									○					A..DCLNR/L S..PCLNR/L S..PCKNR/L
	120412 GS			●			●	●	●											
	160612 GS							○	●											
	190612 GS							●	●											
	190616 GS							●	●											
 <p>ap (mm) 1,0-4,0 av (mm/giro) 0,10-0,40</p>	CNMG 120404 HS																			DCLNR/L DCKNR/L DCBNR/L PCLNR/L PCBNR/L PCKNR/L PCLNR/L
	120408 HS						●	●	●	●										A..DCLNR/L S..PCLNR/L S..PCKNR/L
	120412 HS							●	●	●										
	160612 HS							●	●	●										
	160616 HS							●	●	●										
	190612 HS							●	●	●										
190616 HS							●	●	●											
 <p>ap (mm) 0,5-4,0 av (mm/giro) 0,05-0,40</p>	CNMG 120404 VP2																			DCLNR/L DCKNR/L DCBNR/L PCLNR/L PCBNR/L PCKNR/L PCLNR/L
	120408 VP2										●	●	●	●	●					A..DCLNR/L S..PCLNR/L S..PCKNR/L
 <p>ap (mm) 0,5-4,5 av (mm/giro) 0,05-0,45</p>	CNMG 120408 VP3																			DCLNR/L DCKNR/L DCBNR/L PCLNR/L PCBNR/L PCKNR/L PCLNR/L
	120412 VP3										●	●	●	●	●					A..DCLNR/L S..PCLNR/L S..PCKNR/L


Tornitura


**CN**  **80° Negativo**


Articolo	l	d	t	d1
CNMG 12..	12,9	12,7	4,76	5,16
CNMG 16..	16,1	15,875	6,35	6,35
CNMG 19..	19,3	19,05	6,35	7,93
CNMG 2507..	25,8	25,4	7,94	9,12
CNMG 2509..	25,8	25,4	9,52	9,12



CNMG-RM	Articolo	RICOPERTO													CERMET			Utens. Applicab. CAT. B Pag. 97, 103, 115, 119		
		NC3010	NC3215	NC3120	NC3225	NC3030	NC9115	NC9125	NC9135	PC9030	NC5330	PC8105	PC8110	PC8115	PC5300	PC5400	CN1500		CN2000	CN2500
 <p>ap (mm) 2,0-6,0 av (mm/giro) 0,18-0,55</p>	CNMG 120408 RM						●		●											DCLNR/L
	120412 RM							●	●											DCKNR/L
	160612 RM								●											DCBNR/L
	160616 RM									●										PCLNR/L
	190612 RM									●										PCBNR/L
	190616 RM									●	●									PCKNR/L
																				PCLNR/L
																				A..DCLNR/L
																				S..PCLNR/L
																				S..PCKNR/L

CNMG-HR	Articolo	RICOPERTO													CERMET			Utens. Applicab. CAT. B Pag. 97, 103, 115, 119			
		NC3010	NC3215	NC3120	NC3225	NC3030	NC9115	NC9125	NC9135	PC9030	NC5330	PC8105	PC8110	PC8115	PC5300	PC5400	NC6205		NC6210	NC6215	
 <p>ap (mm) 2,5-7,0 av (mm/giro) 0,25-0,65</p>	CNMG 120408 HR	●	●	●	●	●					●		●							DCLNR/L	
	120412 HR	●	●	●	●	●					●		●								DCKNR/L
	120416 HR			●																	DCBNR/L
	160608 HR			●																	PCLNR/L
	160612 HR		●	●	●	●					●		●	○							PCBNR/L
	160616 HR		●	●	●	●					●		●	○						●	PCKNR/L
																				PCLNR/L	
																				A..DCLNR/L	
																				S..PCLNR/L	
																				S..PCKNR/L	

CNMG-GR	Articolo	RICOPERTO													CERMET			Utens. Applicab. CAT. B Pag. 97, 103, 115, 119			
		NC3010	NC3215	NC3120	NC3225	NC3030	NC9115	NC9125	NC9135	PC9030	NC5330	PC8105	PC8110	PC8115	PC5300	NC6315	NC6205		NC6210	NC6215	
 <p>ap (mm) 3,0-8,0 av (mm/giro) 0,30-0,80</p>	CNMG 120408 GR	●		●		●					●									DCLNR/L	
	120412 GR	●		●		●					●										DCKNR/L
	120416 GR			●		●															DCBNR/L
	160608 GR			●		●															PCLNR/L
	160612 GR		●	●	●	●					●								●	○	PCBNR/L
	160616 GR		●	●	●	●					●								●	○	PCKNR/L
																				PCLNR/L	
																				A..DCLNR/L	
																				S..PCLNR/L	
																				S..PCKNR/L	

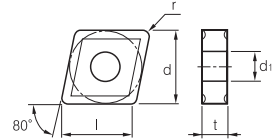
New CNMG-RK	Articolo	RICOPERTO													CERMET			Utens. Applicab. CAT. B Pag. 97, 103, 115, 119			
		NC3010	NC3215	NC3120	NC3225	NC3030	NC9115	NC9125	NC9135	PC9030	NC5330	PC8105	PC8110	PC8115	PC5300	NC6315	NC6205		NC6210	NC6215	
 <p>ap (mm) 1,8-6,2 av (mm/giro) 0,20-0,58</p>	CNMG 120408 RK															●				DCLNR/L	
	120412 RK															●					DCKNR/L
																					DCBNR/L
																					PCLNR/L
																					PCBNR/L
																					PCKNR/L
																					PCLNR/L
																					A..DCLNR/L
																					S..PCLNR/L
																					S..PCKNR/L


●: Disponibile ○: A richiesta





**CN**  **80° Negativo**


Articolo	l	d	t	d1
CNMG 12..	12,9	12,7	4,76	5,16
CNMG 16..	16,1	15,875	6,35	6,35
CNMG 19..	19,3	19,05	6,35	7,93
CNMG 2507..	25,8	25,4	7,94	9,12
CNMG 2509..	25,8	25,4	9,52	9,12




CNMM-GH	Articolo	RICOPERTO													Utens. Applicab. CAT. B Pag. 97, 103, 115, 119						
		NC3010	NC3215	NC3120	NC3225	NC3030	NC9115	NC9125	NC9135	PC9030	NC5330	PC8105	PC8110	PC8115		PC5300	PC5400	NC6205	NC6210	NC6215	
 ap (mm) 3,0-11,0 av (mm/giro) 0,30-1,30	CNMM120408 GH	●		●		●															DCLNR/L DCKNR/L DCBNR/L PCLNR/L PCBNR/L PCKNR/L PCLNR/L A..DCLNR/L S..PCLNR/L S..PCKNR/L
	120412 GH	●		●		●															
	160612 GH			●		●															
	160616 GH	●		●		●															
	160624 GH			●		●															
	190612 GH			●		●															
	190616 GH	●	●	●	●	●			●		●										
	190624 GH	●	●	●	●	●					●										
250924 GH		●	●			○					●										

CNMM-HH	Articolo	RICOPERTO													Utens. Applicab. CAT. B Pag. 97, 103, 119					
		NC3010	NC3215	NC3120	NC3225	NC3030	NC9115	NC9125	NC9135	PC9030	NC5330	PC8105	PC8110	PC8115		PC5300	PC5400	NC6205	NC6210	NC6215
 ap (mm) 4,0-13,0 av (mm/giro) 0,45-1,50	CNMM190616 HH			●		●				●										DCLNR/L DCKNR/L DCBNR/L PCLNR/L PCBNR/L PCKNR/L PCLNR/L A..DCLNR/L S..PCLNR/L S..PCKNR/L
	190624 HH			●		●														
	250924 HH			●		●					●									

CNMM-VH	Articolo	RICOPERTO													Utens. Applicab. CAT. B Pag. 97, 103, 119					
		NC3010	NC3215	NC3120	NC3225	NC3030	NC9115	NC9125	NC9135	PC9030	NC5330	PC8105	PC8110	PC8115		PC5300	PC5400	NC6205	NC6210	NC6215
 ap (mm) 6,0-15,0 av (mm/giro) 0,70-1,40	CNMM190616 VH			●																DCLNR/L DCKNR/L DCBNR/L PCLNR/L PCBNR/L PCKNR/L PCLNR/L A..DCLNR/L S..PCLNR/L S..PCKNR/L
	190624 VH		●	●	●															
	250924 VH				●															

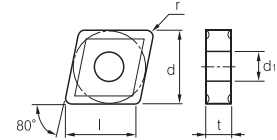
CNMM-VT	Articolo	RICOPERTO													Utens. Applicab. CAT. B Pag. 97, 103, 119					
		NC3010	NC3215	NC3120	NC3225	NC3030	NC9115	NC9125	NC9135	PC9030	NC5330	PC8105	PC8110	PC8115		PC5300	PC5400	NC6205	NC6210	NC6215
 ap (mm) 7,0-17,0 av (mm/giro) 0,75-1,60	CNMM190616 VT		●	●		●														DCLNR/L DCKNR/L DCBNR/L PCLNR/L PCBNR/L PCKNR/L PCLNR/L A..DCLNR/L S..PCLNR/L S..PCKNR/L
	190624 VT		●	●		●														
	250924 VT	○	●	●		○														









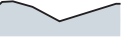






CNMM-X38	Articolo	RICOPERTO													Utens. Applicab. CAT. B Pag. 97, 103, 115, 119					
		NC3010	NC3215	NC3120	NC3225	NC3030	NC9115	NC9125	NC9135	PC9030	NC5330	PC8105	PC8110	PC8115		PC5300	PC5400	NC6205	NC6210	NC6215
 ap (mm) 4,0-13,0 av (mm/giro) 0,45-1,50	CNMM160612 X38			●																DCLNR/L DCKNR/L DCBNR/L PCLNR/L PCBNR/L PCKNR/L PCLNR/L A..DCLNR/L S..PCLNR/L S..PCKNR/L
	160616 X38			●																
	190616 X38			●		●														

●: Disponibile ○: A richiesta



Articolo	l	d	t	d1
CNMG 12..	12,9	12,7	4,76	5,16
CNMG 16..	16,1	15,875	6,35	6,35
CNMG 19..	19,3	19,05	6,35	7,93
CNMG 2507..	25,8	25,4	7,94	9,12
CNMG 2509..	25,8	25,4	9,52	9,12



CNMM-X223	Articolo	RICOPERTO													Utens. Applicab. CAT. B Pag. 97, 103, 119				
		NC3010	NC3215	NC3120	NC3225	NC3030	NC9115	NC9125	NC9135	PC9030	NC5330	PC8105	PC8110	PC8115		PC5300	PC5400	NC6205	NC6210
 	CNMM 190616 X223			●		●													
	ap (mm) 2,0-7,0																		
	av (mm/giro) 0,30-0,80																		
CNMM-X253	Articolo	RICOPERTO													Utens. Applicab. CAT. B Pag. 97, 103, 119				
		NC3010	NC3215	NC3120	NC3225	NC3030	NC9115	NC9125	NC9135	PC9030	NC5330	PC8105	PC8110	PC8115		PC5300	PC5400	NC6205	NC6210
 	CNMM 190616 X253	●		●		●													
	ap (mm) 3,0-7,0																		
	av (mm/giro) 0,30-0,80																		
CNMM-X279	Articolo	RICOPERTO													Utens. Applicab. CAT. B Pag. 103				
		NC3010	NC3215	NC3120	NC3225	NC3030	NC9115	NC9125	NC9135	PC9030	NC5330	PC8105	PC8110	PC8115		PC5300	PC5400	NC6205	NC6210
 	CNMM 250924 X279		●	●	●	●			●	●									
	ap (mm) 5,0-17,0																		
	av (mm/giro) 0,65-1,00																		
CNMM-X287	Articolo	RICOPERTO													Utens. Applicab. CAT. B Pag. 103				
		NC3010	NC3215	NC3120	NC3225	NC3030	NC9115	NC9125	NC9135	PC9030	NC5330	PC8105	PC8110	PC8115		PC5300	PC5400	NC6205	NC6210
 	CNMM 250924 X287	●		●		●													
	ap (mm) 5,0-15,0																		
	av (mm/giro) 0,60-1,20																		
CNMM-X288	Articolo	RICOPERTO													Utens. Applicab. CAT. B Pag. 103				
		NC3010	NC3215	NC3120	NC3225	NC3030	NC9115	NC9125	NC9135	PC9030	NC5330	PC8105	PC8110	PC8115		PC5300	PC5400	NC6205	NC6210
 	CNMM 250924 X288	●		●		○													
	ap (mm) 5,0-17,0																		
	av (mm/giro) 0,70-1,30																		

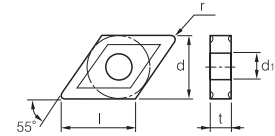











## DN 55° Negativo

Articolo	l	d	t	d1
DNMG 1104..	11,6	9,525	4,76	3,81
DNMG 1506..	15,5	12,7	6,35	5,16

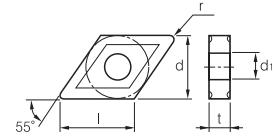



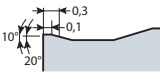

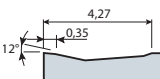

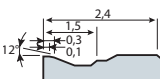

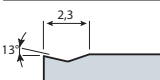

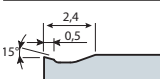
DNMG-VL	Articolo	RICOPERTO													N.R.*	CERMET				Utens. Applicab. CAT. B Pag. 98, 104, 119, 115	
		NC3010	NC3215	NC3120	NC9115	NC9125	NC9135	PC8105	PC8110	PC8115	PC5300	H01+TiAlN	H01+TiN	PD1000	H01	CN1500	CN2000	CN2500	CN30		
 ap (mm) 0,2-1,5 av (mm/giro) 0,10-0,35	DNMG 150604 VL															●					DDJNR/L PDJNR/L PDNNR/L A..DDUNR/L S..PDUNR/L
	150608 VL			●												●					
DNMG-HM	Articolo	RICOPERTO																	Utens. Applicab. CAT. B Pag. 98, 104, 119, 115		
 ap (mm) 0,7-4,0 av (mm/giro) 0,10-0,40	DNMG 110404 HM				●																
	110408 HM			●	●																
	150604 HM				●	●															
	150608 HM			●	●	●										●					
	150612 HM				●																
DNMG-VM	Articolo	RICOPERTO													C**					Utens. Applicab. CAT. B Pag. 98, 104, 119, 115	
 ap (mm) 1,0-5,0 av (mm/giro) 0,10-0,50	DNMG 110404 VM			●																	○
	110412 VM				●																
	150608 VM			●								●		●							
<b>New</b> DNMG-MK	Articolo	RICOPERTO																	Utens. Applicab. CAT. B Pag. 98, 104, 119, 115		
 ap (mm) 0,8-4,8 av (mm/giro) 0,12-0,48	DNMG 150608 MK																				●
	150612 MK																			●	
<b>New</b> DNMG-MP	Articolo	RICOPERTO													CERMET				Utens. Applicab. CAT. B Pag. 98, 104, 119, 115		
 ap (mm) 0,5-4,4 av (mm/giro) 0,10-0,45	DNMG 150604 MP		●																		
	150608 MP		●																		
	150612 MP		●		●																

●: Disponibile ○: A richiesta\* N.R.: Non ricoperto \*\*C: CERMET

**DN**  **55° Negativo**

Articolo	l	d	t	d1
DNMG 1104..	11,6	9,525	4,76	3,81
DNMG 1506..	15,5	12,7	6,35	5,16

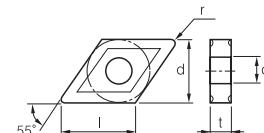



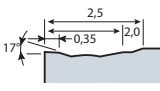

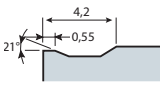

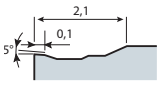

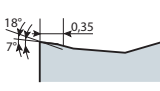


DNMG-MM	Articolo	RICOPERTO												Utens. Applicab. CAT. B Pag. 98, 104, 119, 115						
		NC3010	NC3215	NC3120	NC3225	NC3030	NC9115	NC9125	NC9135	PC9030	NC5330	PC8105	PC8110		PC8115	PC5300	PC5400	NC6205	NC6210	NC6215
 DNMG 150604 MM 150608 MM 150612 MM							●	●												
							●	●	●											
								●	●											
 ap (mm) 0,80-5,0 av (mm/giro) 0,10-0,35																				
DNMG-GS	Articolo	RICOPERTO												Utens. Applicab. CAT. B Pag. 98, 104, 119, 115						
		NC3010	NC3215	NC3120	NC3225	NC3030	NC9115	NC9125	NC9135	PC9030	NC5330	PC8105	PC8110		PC8115	PC5300	PC5400	NC6205	NC6210	NC6215
 DNMG 150604 GS 150608 GS													●							
													●		●					
 ap (mm) 1,5-5,5 av (mm/giro) 0,15-0,50																				
DNMG-HS	Articolo	RICOPERTO												Utens. Applicab. CAT. B Pag. 98, 104, 119, 115						
		NC3010	NC3215	NC3120	NC3225	NC3030	NC9115	NC9125	NC9135	PC9030	NC5330	PC8105	PC8110		PC8115	PC5300	PC5400	NC6205	NC6210	NC6215
 DNMG 110404 HS 110408 HS 150604 HS 150608 HS 150612 HS													●							
													○							
										●										
										●										
										●										
 ap (mm) 1,0-4,0 av (mm/giro) 0,10-0,40																				
DNMG-VP2	Articolo	RICOPERTO												Utens. Applicab. CAT. B Pag. 98, 104, 119, 115						
		NC3010	NC3215	NC3120	NC3225	NC3030	NC9115	NC9125	NC9135	PC9030	NC5330	PC8105	PC8110		PC8115	PC5300	PC5400	NC6205	NC6210	NC6215
 DNMG 150604 VP2 150608 VP2								●												
										●	●	●	●		●					
 ap (mm) 0,5-4,0 av (mm/giro) 0,50-0,40																				
DNMG-VP3	Articolo	RICOPERTO												Utens. Applicab. CAT. B Pag. 98, 104, 119, 115						
		NC3010	NC3215	NC3120	NC3225	NC3030	NC9115	NC9125	NC9135	PC9030	NC5330	PC8105	PC8110		PC8115	PC5300	PC5400	NC6205	NC6210	NC6215
 DNMG 150608 VP3 150612 VP3																				
										●		●			●					
												●			●					
 ap (mm) 0,5-4,5 av (mm/giro) 0,50-0,45																				

●: Disponibile ○: A richiesta

## DN 55° Negativo

Articolo	l	d	t	d1
DNMG 1104..	11,6	9,525	4,76	3,81
DNMG 1506..	15,5	12,7	6,35	5,16

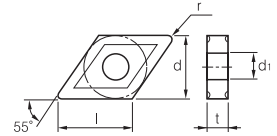



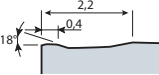

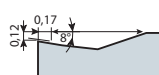


DNMG-HR	Articolo	RICOPERTO													Utens. Applicab. CAT. B Pag. 98, 104, 119, 115								
		NC3010	NC3215	NC3120	NC3225	NC3030	NC9115	NC9125	NC9135	PC9030	NC5330	PC8105	PC8110	PC8115		PC5300	PC5400	NC6205	NC6210	NC6215			
  ap (mm) 2,5-7,0 av (mm/giro) 0,25-0,65	DNMG 150608 HR	●	●	●	●	●					●							●			DDJNR/L PDJNR/L PDNNR/L A..DDUNR/L S..PDUNR/L		
	150612 HR	●	●	●	●																		
	150616 HR			●																			
DNMG-GR	Articolo	RICOPERTO													Utens. Applicab. CAT. B Pag. 98, 104, 119, 115								
		NC3010	NC3215	NC3120	NC3225	NC3030	NC9115	NC9125	NC9135	PC9030	NC5330	PC8105	PC8110	PC8115		PC5300	PC5400	NC6205	NC6210	NC6215			
  ap (mm) 3,0-8,0 av (mm/giro) 0,30-0,80	DNMG 150608 GR	●		●	●						●								●		DDJNR/L PDJNR/L PDNNR/L A..DDUNR/L S..PDUNR/L		
	150612 GR	●		●	●																		
	150616 GR	●																					
DNMG-RK	Articolo	RICOPERTO													Utens. Applicab. CAT. B Pag. 98, 104, 119, 115								
		NC3010	NC3215	NC3120	NC3225	NC3030	NC9115	NC9125	NC9135	PC9030	NC5330	PC8105	PC8110	PC8115		PC5300	NC6315	NC6205	NC6210	NC6215			
  ap (mm) 1,8-6,2 av (mm/giro) 0,20-0,58	DNMG 150608 RK															●					DDJNR/L PDJNR/L PDNNR/L A..DDUNR/L S..PDUNR/L		
	150612 RK															●							
DNMG-RM	Articolo	RICOPERTO													Utens. Applicab. CAT. B Pag. 98, 104, 119, 115								
		NC3010	NC3215	NC3120	NC3225	NC3030	NC9115	NC9125	NC9135	PC9030	NC5330	PC8105	PC8110	PC8115		PC5300	PC5400	NC6205	NC6210	NC6215			
  ap (mm) 2,0-6,0 av (mm/giro) 0,18-0,55	DNMG 150608 RM						●	●	●												DDJNR/L PDJNR/L PDNNR/L A..DDUNR/L S..PDUNR/L		
	150612 RM							●	●														
DNMG-LW WIPER	Articolo	RICOPERTO													CERMET			Utens. Applicab. CAT. B Pag. 98-104 119-115					
		NC3010	NC3215	NC3120	NC3225	NC3030	NC9115	NC9125	NC9135	PC9030	NC5330	PC8105	PC8110	PC8115	PC5300	PC5400	CN1500		CN2000	CN2500			
  ap (mm) 1,0-5,0 av (mm/giro) 0,15-0,60	DNMG 150608 LW	●		●																		DDJNR/L PDJNR/L PDNNR/L A..DDUNR/L S..PDUNR/L	

Tornitura

**DN**  **55° Negativo**

Articolo	l	d	t	d1
DNMG 1104..	11,6	9,525	4,76	3,81
DNMG 1506..	15,5	12,7	6,35	5,16



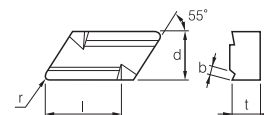
DNMG-VK	Articolo	RICOPERTO													Utens. Applicab. CAT. B Pag. 98, 104, 119, 115					
		NC3010	NC3215	NC3120	NC3225	NC3030	NC9115	NC9125	NC9135	PC9030	NC5330	PC8105	PC8110	PC8115		PC5300	PC5400	NC6205	NC6210	NC6215
  ap (mm) 1,0-5,0 av (mm/giro) 0,15-0,50	DNMG 150608 VK																●	●		DDJNR/L PDJNR/L PDNNR/L A..DDUNR/L S..PDUNR/L
	150612 VK																			
DNMG-VP4	Articolo	RICOPERTO													Utens. Applicab. CAT. B Pag. 98, 104, 119, 115					
		NC3010	NC3215	NC3120	NC3225	NC3030	NC9115	NC9125	NC9135	PC9030	NC5330	PC8105	PC8110	PC8115		PC5300	PC5400	NC6205	NC6210	NC6215
  ap (mm) 1,0-4,0 av (mm/giro) 0,15-0,35	DNMG 150608 VP4													●						DDJNR/L PDJNR/L PDNNR/L A..DDUNR/L S..PDUNR/L
	150612 VP4													●						
DNMX-L/R-SH	Articolo	RICOPERTO													Utens. Applicab. CAT. B Pag. 98, 104, 119, 115					
		NC3010	NC3215	NC3120	NC3225	NC3030	NC9115	NC9125	NC9135	PC9030	NC5330	PC8105	PC8110	PC8115		PC5300	PC5400	NC6205	NC6210	NC6215
 In foto inserto R	DNMX 150604 L-SH														●					DDJNR/L PDJNR/L PDNNR/L A..DDUNR/L S..PDUNR/L
	150604 R-SH														●					
150608 L-SH										●				●						
150608 R-SH										●				●						
 ap (mm) 1,5-5,0 av (mm/giro) 0,15-0,40																				



●: Disponibile ○: A richiesta





## KN 55° Negativo

Articolo	l	d	t	b
1604.. R11	16,0	9,52	4,76	2,2
1604.. L11	16,0	9,52	4,76	2,2
1604.. R12	16,0	9,52	4,76	3,2
1604.. L12	16,0	9,52	4,76	3,2



KNUX-11	Articolo	RICOPERTO													Utens. Applicab. CAT. B Pag. 102, 117					
		NC3010	NC3215	NC3120	NC3225	NC3030	NC9115	NC9125	NC9135	PC9030	NC5330	PC8105	PC8110	PC8115		PC5300	PC5400	NC6205	NC6210	NC6215
 In foto inserto R   ap (mm) 1,0-6,0 av (mm/giro) 0,15-0,25	KNUX 160405 R11	●		●	●	●	●	●												
	160410 R11			●		●														
	160405 L11	●		●		●		●												
	160410 L11			●		●														

KNUX-12	Articolo	RICOPERTO													Utens. Applicab. CAT. B Pag. 102, 117					
		NC3010	NC3215	NC3120	NC3225	NC3030	NC9115	NC9125	NC9135	PC9030	NC5330	PC8105	PC8110	PC8115		PC5300	PC5400	NC6205	NC6210	NC6215
 In foto inserto R   ap (mm) 1,0-6,0 av (mm/giro) 0,20-0,40	KNUX 160405 R12			●		●	●													
	160410 R12			●		●														
	160405 L12			●		●														
	160410 L12			●		●														

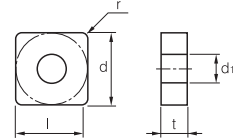
●: Disponibile ○: A richiesta





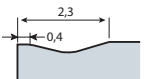



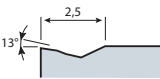
**SN**  **90° Negativo**



Articolo	l=d	t	d1
SNMG 12..	12,7	4,76	5,16
SNMG 16..	15,875	6,35	6,35
SNMG 19..	19,05	6,35	7,93
SNMG 2507..	25,4	7,94	9,12
SNMG 2509..	25,4	9,52	9,12





SNMA	Articolo	RICOPERTO													N.R.*	Utens. Applicab. CAT. B Pag. 99, 105, 106 107, 115, 120					
		NC3010	NC3215	NC3120	NC9115	NC9125	NC9135	PC9030	NC5330	PC8105	PC8110	PC8115	PC5300	PC5400	NC6315		NC6205	NC6210	NC6215	G10	
	SNMA 120408														●				●	DSBNR/L	
	120412	○													●	●		●		DSDNN	
	150612																●			DSKNR/L	
	250924																		●	DSSNR/L	
																				●	PSBNR/L
																				●	PSSNR/L
																				●	PSDNN
																				●	PSKNR/L
																				●	A..DSKNR/L
																				●	S..PSKNR/L

SNMG-B25	Articolo	RICOPERTO													N.R.*	Utens. Applicab. CAT. B Pag. 99, 105, 106 107, 115, 120				
		NC3010	NC3215	NC3120	NC3225	NC3030	NC9115	NC9125	NC9135	NC5330	PC8105	PC8110	PC8115	PC5300	PC5400		NC6205	NC6210	NC6215	H01
  ap (mm) 4,0-10,0 av (mm/giro) 0,50-1,00	SNMG 120404 B25			●		●														DSBNR/L
	120408 B25	○		●		●													○	DSDNN
	120412 B25			●		●														DSKNR/L
	150616 B25			●		●													○	DSSNR/L
	190608 B25			●		●														PSBNR/L
	190612 B25			●		●														PSSNR/L
	190616 B25			●		●		●												PSDNN
																				PSKNR/L
																				A..DSKNR/L
																				S..PSKNR/L

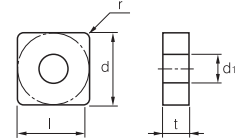
SNMG-HA	Articolo	RICOPERTO													N.R.*	Utens. Applicab. CAT. B Pag. 99, 105, 106 107, 115, 120				
		NC3010	NC3215	NC3120	NC3030	NC9115	NC9125	NC9135	PC9030	NC5330	PC8105	PC8110	PC8115	PC5300	PC5400		H01+TiAlN	H01+TiN	PD1000	H01
  ap (mm) 0,5-2,5 av (mm/giro) 0,03-0,30	SNMG 120404 HA																		●	DSBNR/L
	120408 HA			●				●								●			●	DSDNN
																				DSSNR/L
																				PSBNR/L
																				PSSNR/L
																				PSDNN
																				PSKNR/L
																				A..DSKNR/L
																				S..PSKNR/L


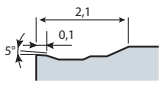
SNMG-VF	Articolo	RICOPERTO											N.R.*	CERMET			Utens. Applicab. CAT. B Pag. 99, 105, 106 107, 115, 120			
		NC3010	NC3215	NC3120	NC9115	NC9125	NC9135	NC5330	PC8105	PC8110	PC8115	PC5300	H01+TiAlN	H01+TiN	H01	CN1500		CN2000	CN2500	CN30
  ap (mm) 0,5-1,5 av (mm/giro) 0,05-0,35	SNMG 120404 VF				●															DSBNR/L
	120408 VF			●																
																				DSKNR/L
																				DSSNR/L
																				PSBNR/L
																				PSSNR/L
																				PSDNN
																				PSKNR/L
																				A..DSKNR/L
																				S..PSKNR/L

SNMG-HM	Articolo	RICOPERTO													N.R.*	Utens. Applicab. CAT. B Pag. 99, 105, 106 107, 115, 120				
		NC3010	NC3215	NC3120	NC3225	NC3030	NC9115	NC9125	NC9135	PC9030	NC5330	PC8105	PC8110	PC8115	PC5300		PC5400	NC6205	NC6210	NC6215
  ap (mm) 0,7-4,0 av (mm/giro) 0,10-0,40	SNMG 120404 HM																			DSBNR/L
	120408 HM	●		●		●														DSDNN
	190612 HM			●		●								●						DSKNR/L
																				DSSNR/L
																				PSBNR/L
																				PSSNR/L
																				PSDNN
																				PSKNR/L
																				A..DSKNR/L
																				S..PSKNR/L


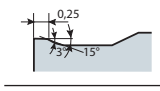
●: Disponibile ○: A richiesta N.R.: Non ricoperto

Articolo	l=d	t	d1
SNMG 12..	12,7	4,76	5,16
SNMG 16..	15,875	6,35	6,35
SNMG 19..	19,05	6,35	7,93
SNMG 2507..	25,4	7,94	9,12
SNMG 2509..	25,4	9,52	9,12





SNMG-VM	Articolo	RICOPERTO													Utens. Applicab. CAT. B Pag. 99, 105, 106 107, 115, 120						
		NC3010	NC3215	NC3120	NC3225	NC3030	NC9115	NC9125	NC9135	PC9030	NC5330	PC8105	PC8110	PC8115		PC5300	PC5400	NC6205	NC6210	NC6215	
  ap (mm) 1,0-5,0 av (mm/giro) 0,10-0,50	SNMG 120408 VM			●											●					DSBNR/L	
	120412 VM																				DSDNN
	190616 VM																				DSKNR/L
																					DSSNR/L
																					PSBNR/L
																					PSSNR/L
																					PSDNN
																					PSKNR/L
																					A..DSKNR/L
																					S..PSKNR/L


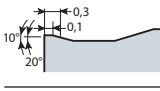
  

New SNMG-MK	Articolo	RICOPERTO													Utens. Applicab. CAT. B Pag. 99, 105, 106 107, 115, 120						
		NC3010	NC3215	NC3120	NC3225	NC3030	NC9115	NC9125	NC9135	PC9030	NC5330	PC8105	PC8110	PC8115		PC5300	NC6815	NC6205	NC6210	NC6215	
  ap (mm) 0,8-4,8 av (mm/giro) 0,12-0,48	SNMG 120408 MK														●					DSBNR/L	
	120412 MK														●						DSDNN
																					DSKNR/L
																					DSSNR/L
																					PSBNR/L
																					PSSNR/L
																					PSDNN
																					PSKNR/L
																					A..DSKNR/L
																					S..PSKNR/L


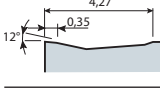
  

New SNMG-MP	Articolo	RICOPERTO													CERMET			Utens. Applicab. CAT. B Pag. 99, 105, 106 107, 115, 120			
		NC3010	NC3215	NC3120	NC3225	NC3030	NC9115	NC9125	NC9135	PC9030	NC5330	PC8105	PC8110	PC8115	PC5300	PC5400	CN1500		CN2000	CN2500	
  ap (mm) 0,5-4,4 av (mm/giro) 0,10-0,45	SNMG 120404 MP		●		●															DSBNR/L	
	120408 MP		●		●																DSDNN
																					DSKNR/L
																					DSSNR/L
																					PSBNR/L
																					PSSNR/L
																					PSDNN
																					PSKNR/L
																					A..DSKNR/L
																					S..PSKNR/L

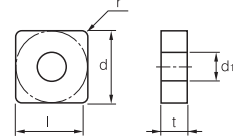
  

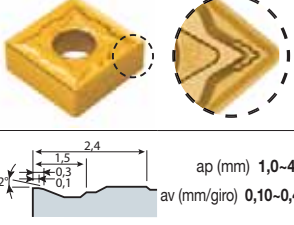
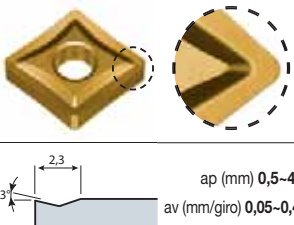
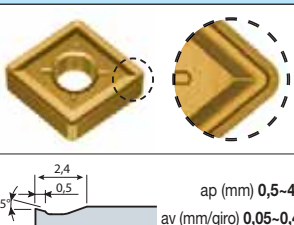
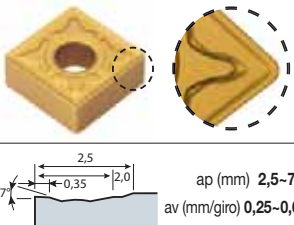
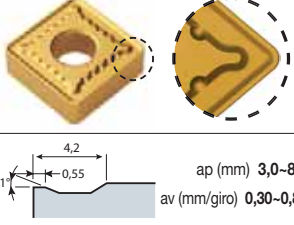
New SNMG-MM	Articolo	RICOPERTO													CERMET			Utens. Applicab. CAT. B Pag. 99, 105, 106 107, 115, 120			
		NC3010	NC3215	NC3120	NC3225	NC3030	NC9115	NC9125	NC9135	PC9030	NC5330	PC8105	PC8110	PC8115	PC5300	PC5400	CN1500		CN2000	CN2500	
  ap (mm) 0,80-5,0 av (mm/giro) 0,10-0,35	SNMG 120404 MM						●													DSBNR/L	
	120408 MM						●	●	●												DSDNN
	120412 MM						●		●												DSKNR/L
	150612 MM						●														DSSNR/L
	190612 MM														●						PSBNR/L
																					PSSNR/L
																					PSDNN
																					PSKNR/L
																					A..DSKNR/L
																					S..PSKNR/L

SNMG-GS	Articolo	RICOPERTO													Utens. Applicab. CAT. B Pag. 99, 105, 106 107, 115, 120						
		NC3010	NC3215	NC3120	NC3225	NC3030	NC9115	NC9125	NC9135	PC9030	NC5330	PC8105	PC8110	PC8115		PC5300	PC5400	NC6205	NC6210	NC6215	
  ap (mm) 1,5-5,5 av (mm/giro) 0,15-0,50	SNMG 120408 GS			●						●										DSBNR/L	
	120412 GS																				DSDNN
	190612 GS							●	●												DSKNR/L
	190616 GS							●	●												DSSNR/L
																					PSBNR/L
																					PSSNR/L
																					PSDNN
																					PSKNR/L
																					A..DSKNR/L
																					S..PSKNR/L

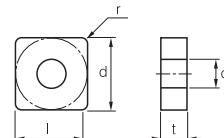
Articolo	l=d	t	d1
SNMG 12..	12,7	4,76	5,16
SNMG 16..	15,875	6,35	6,35
SNMG 19..	19,05	6,35	7,93
SNMG 2507..	25,4	7,94	9,12
SNMG 2509..	25,4	9,52	9,12

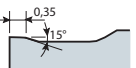



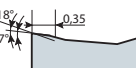
SNMG-HS	Articolo	RICOPERTO													Utens. Applicab. CAT. B Pag. 99, 105, 106 107, 115, 120						
		NC3010	NC3215	NC3120	NC3225	NC3030	NC9115	NC9125	NC9135	PC9030	NC5330	PC8105	PC8110	PC8115		PC5300	PC5400	NC6205	NC6210	NC6215	
 <p>ap (mm) 1,0-4,0 av (mm/giro) 0,10-0,40</p>	SNMG 120408 HS									●	●									DSBNR/L	
	120412 HS									●						●				DSDNN	
	150616 HS									●										DSKNR/L	
	190612 HS									●	●	●					●			DSSNR/L	
	190616 HS									●	●	●		●						PSBNR/L	
																				PSSNR/L	
																				PSDNN	
																				PSKNR/L	
																				A..DSKNR/L	
																				S..PSKNR/L	
SNMG-VP2	Articolo	RICOPERTO													Utens. Applicab. CAT. B Pag. 99, 105, 106 107, 115, 120						
		NC3010	NC3215	NC3120	NC3225	NC3030	NC9115	NC9125	NC9135	PC9030	NC5330	PC8105	PC8110	PC8115		PC5300	PC5400	NC6205	NC6210	NC6215	
 <p>ap (mm) 0,5-4,0 av (mm/giro) 0,05-0,40</p>	SNMG 120408 VP2										●	●	●	●	●					DSBNR/L	
																					DSDNN
																					DSKNR/L
																					DSSNR/L
																					PSBNR/L
																					PSSNR/L
																					PSDNN
																					PSKNR/L
																					A..DSKNR/L
																					S..PSKNR/L
SNMG-VP3	Articolo	RICOPERTO													Utens. Applicab. CAT. B Pag. 99, 105, 106 107, 115, 120						
		NC3010	NC3215	NC3120	NC3225	NC3030	NC9115	NC9125	NC9135	PC9030	NC5330	PC8105	PC8110	PC8115		PC5300	PC5400	NC6205	NC6210	NC6215	
 <p>ap (mm) 0,5-4,5 av (mm/giro) 0,05-0,45</p>	SNMG 120408 VP3										●		●	●	●					DSBNR/L	
																					DSDNN
																					DSKNR/L
																					DSSNR/L
																					PSBNR/L
																					PSSNR/L
																					PSDNN
																					PSKNR/L
																					A..DSKNR/L
																					S..PSKNR/L
SNMG-HR	Articolo	RICOPERTO													Utens. Applicab. CAT. B Pag. 99, 105, 106 107, 115, 120						
		NC3010	NC3215	NC3120	NC3225	NC3030	NC9115	NC9125	NC9135	PC9030	NC5330	PC8105	PC8110	PC8115		PC5300	PC5400	NC6205	NC6210	NC6215	
 <p>ap (mm) 2,5-7,0 av (mm/giro) 0,25-0,65</p>	SNMG 120408 HR			●									●							DSBNR/L	
	120412 HR			●									●								DSDNN
	120416 HR					●															DSKNR/L
	150612 HR			●																	DSSNR/L
	190612 HR			●	●							●			●						PSBNR/L
	190616 HR	○		●	●	●						●		●	●						PSSNR/L
	190624 HR			●	●																PSDNN
	250924 HR			●		●						●									PSKNR/L
																				A..DSKNR/L	
																					S..PSKNR/L
SNMG-GR	Articolo	RICOPERTO													Utens. Applicab. CAT. B Pag. 99, 105, 106 107, 115, 120						
		NC3010	NC3215	NC3120	NC3225	NC3030	NC9115	NC9125	NC9135	PC9030	NC5330	PC8105	PC8110	PC8115		PC5300	PC5400	NC6205	NC6210	NC6215	
 <p>ap (mm) 3,0-8,0 av (mm/giro) 0,30-0,80</p>	SNMG 120408 GR	●		●																DSBNR/L	
	120412 GR	●		●		●															DSDNN
	150612 GR		●	●		●															DSKNR/L
	190608 GR			●		●															DSSNR/L
	190612 GR			●		●			●	●											PSBNR/L
	190616 GR			●		●						●									PSSNR/L
	190624 GR			○		●															PSDNN
	250924 GR			●		●															PSKNR/L
																					A..DSKNR/L
																					S..PSKNR/L


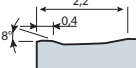
●: Disponibile ○: A richiesta


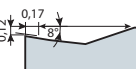
Articolo	l=d	t	d1
SNMG 12..	12,7	4,76	5,16
SNMG 16..	15,875	6,35	6,35
SNMG 19..	19,05	6,35	7,93
SNMG 2507..	25,4	7,94	9,12
SNMG 2509..	25,4	9,52	9,12





New <b>SNMG-RK</b>	Articolo	RICOPERTO													Utens. Applicab. CAT. B Pag. 99, 105, 106 107, 115, 120						
		NC3010	NC3215	NC3120	NC3225	NC3030	NC9115	NC9125	NC9135	PC9030	NC5330	PC8105	PC8110	PC8115		PC5300	NC6315	NC6205	NC6210	NC6215	
  ap (mm) 1,8-6,2 av (mm/giro) 0,20-0,58	SNMG 120408 RK														●					DSBNR/L	
	120412 RK														●						DSDNN
	120416 RK														●						DSKNR/L
																					DSSNR/L
																					PSBNR/L
																					PSSNR/L
																					PSDNN
																					PSKNR/L
																					A..DSKNR/L
																					S..PSKNR/L

New <b>SNMG-RM</b>	Articolo	RICOPERTO													Utens. Applicab. CAT. B Pag. 99, 105, 106 107, 115, 120						
		NC3010	NC3215	NC3120	NC3225	NC3030	NC9115	NC9125	NC9135	PC9030	NC5330	PC8105	PC8110	PC8115		PC5300	PC5400	NC6205	NC6210	NC6215	
  ap (mm) 2,0-6,0 av (mm/giro) 0,18-0,55	SNMG 120408 RM							●	●											DSBNR/L	
	120412 RM							●	●												DSDNN
	250924 RM							●	●												DSKNR/L
																					DSSNR/L
																					PSBNR/L
																					PSSNR/L
																					PSDNN
																					PSKNR/L
																					A..DSKNR/L
																					S..PSKNR/L

<b>SNMG-VK</b>	Articolo	RICOPERTO													Utens. Applicab. CAT. B Pag. 99, 105, 106 107, 115, 120						
		NC3010	NC3215	NC3120	NC3225	NC3030	NC9115	NC9125	NC9135	PC9030	NC5330	PC8105	PC8110	PC8115		PC5300	PC5400	NC6205	NC6210	NC6215	
  ap (mm) 1,0-5,0 av (mm/giro) 0,15-0,50	SNMG 120408 VK																	●		DSBNR/L	
	120412 VK																	○			DSDNN
																					DSKNR/L
																					DSSNR/L
																					PSBNR/L
																					PSSNR/L
																					PSDNN
																					PSKNR/L
																					A..DSKNR/L
																					S..PSKNR/L

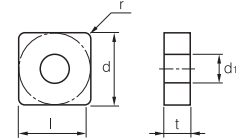
New <b>SNMG-VP4</b>	Articolo	RICOPERTO													Utens. Applicab. CAT. B Pag. 99, 105, 106 107, 115, 120						
		NC3010	NC3215	NC3120	NC3225	NC3030	NC9115	NC9125	NC9135	PC9030	NC5330	PC8105	PC8110	PC8115		PC5300	PC5400	NC6205	NC6210	NC6215	
  ap (mm) 1,0-4,0 av (mm/giro) 0,15-0,35	SNMM 120408 VP4													●						DSBNR/L	
	120412 VP4													●							DSDNN
	150612 VP4													●							DSKNR/L
	190612 VP4													●							DSSNR/L
	190616 VP4													●							PSBNR/L
																					PSSNR/L
																					PSDNN
																					PSKNR/L
																					A..DSKNR/L
																					S..PSKNR/L


<b>SNMM-HP</b>	Articolo	RICOPERTO													Utens. Applicab. CAT. B Pag. 98-99-105 106-107-120						
		NC3010	NC3215	NC3120	NC3225	NC3030	NC9115	NC9125	NC9135	PC9030	NC5330	PC8105	PC8110	PC8115		PC5300	PC5400	NC6205	NC6210	NC6215	
  ap (mm) 5,0-15,0 av (mm/giro) 0,50-0,90	SNMM 190616 HP			●	●			●		●										PSBNR/L	
	190624 HP			●	●			●		●											PSSNR/L
	250924 HP		●	●	●			●		●											PSDNN
																					PSKNR/L
																					S..PSKNR/L


Tornitura





Articolo	l=d	t	d1
SNMG 12..	12,7	4,76	5,16
SNMG 16..	15,875	6,35	6,35
SNMG 19..	19,05	6,35	7,93
SNMG 2507..	25,4	7,94	9,12
SNMG 2509..	25,4	9,52	9,12




SNMM-GH	Articolo	RICOPERTO													Utens. Applicab. CAT. B Pag. 99, 105, 106 107, 115, 120				
		NC3010	NC3215	NC3120	NC3225	NC3030	NC9115	NC9125	NC9135	PC9030	NC5330	PC8105	PC8110	PC8115		PC5300	PC5400	NC6205	NC6210
 ap (mm) 3,0-11,0 av (mm/giro) 0,30-1,30	SNMM 120408 GH			●															
	120412 GH			●															
	150612 GH			●		●													
	190612 GH	●		●															
	190616 GH	●	●	●	●	●			●					○					
	190624 GH	●	●	●	●	●													
	250924 GH		●	●	●	●													
	250932 GH			○															

SNMM-HH	Articolo	RICOPERTO													Utens. Applicab. CAT. B Pag. 98, 99, 105 106, 107, 120				
		NC3010	NC3215	NC3120	NC3225	NC3030	NC9115	NC9125	NC9135	PC9030	NC5330	PC8105	PC8110	PC8115		PC5300	PC5400	NC6205	NC6210
 ap (mm) 4,0-13,0 av (mm/giro) 0,45-1,50	SNMM 190616 HH			●		●													
	250924 HH			●	●	●				●	●		○						

SNMM-VH	Articolo	RICOPERTO													Utens. Applicab. CAT. B Pag. 98, 99, 105 106, 107, 120				
		NC3010	NC3215	NC3120	NC3225	NC3030	NC9115	NC9125	NC9135	PC9030	NC5330	PC8105	PC8110	PC8115		PC5300	PC5400	NC6205	NC6210
 ap (mm) 6,0-15,0 av (mm/giro) 0,70-1,40	SNMM 190616 VH		●	●															
	190624 VH			●															
	250924 VH		●	●	●														

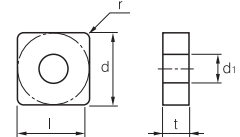
SNMM-VT	Articolo	RICOPERTO													Utens. Applicab. CAT. B Pag. 98, 99, 105 106, 107, 120				
		NC3010	NC3215	NC3120	NC3225	NC3030	NC9115	NC9125	NC9135	PC9030	NC5330	PC8105	PC8110	PC8115		PC5300	PC5400	NC6205	NC6210
 ap (mm) 7,0-17,0 av (mm/giro) 0,75-1,60	SNMM 190616 VT		●			●													
	190624 VT					●													
	250924 VT		●			●													











SNMM-X38	Articolo	RICOPERTO													Utens. Applicab. CAT. B Pag. 99, 105, 106 107, 115, 120				
		NC3010	NC3215	NC3120	NC3225	NC3030	NC9115	NC9125	NC9135	PC9030	NC5330	PC8105	PC8110	PC8115		PC5300	PC5400	NC6205	NC6210
 ap (mm) 4,0-13,0 av (mm/giro) 0,45-1,50	SNMM 120412 X38					○													
	190616 X38			●		●													
	250924 X38			○		○													

●: Disponibile ○: A richiesta



Articolo	l=d	t	d1
SNMG 12..	12,7	4,76	5,16
SNMG 16..	15,875	6,35	6,35
SNMG 19..	19,05	6,35	7,93
SNMG 2507..	25,4	7,94	9,12
SNMG 2509..	25,4	9,52	9,12



SNMM-X223	Articolo	RICOPERTO													Utens. Applicab. CAT. B Pag. 98, 99, 105 106, 107, 120					
		NC3010	NC3215	NC3120	NC3225	NC3030	NC9115	NC9125	NC9135	PC9030	NC5330	PC8105	PC8110	PC8115		PC5300	PC5400	NC6205	NC6210	NC6215
	SNMM 190616 X223			●		●				●										
	190624 X223					●														
	ap (mm) 2,0-7,0 av (mm/giro) 0,30-0,80																			
SNMM-X253	Articolo	RICOPERTO													Utens. Applicab. CAT. B Pag. 98, 99, 105 106, 107, 120					
		NC3010	NC3215	NC3120	NC3225	NC3030	NC9115	NC9125	NC9135	PC9030	NC5330	PC8105	PC8110	PC8115		PC5300	PC5400	NC6205	NC6210	NC6215
	SNMM 150616 X253			●																
	190616 X253	●		●		●					●									
	ap (mm) 3,0-7,0 av (mm/giro) 0,30-0,80																			
SNMM-X279	Articolo	RICOPERTO													Utens. Applicab. CAT. B Pag. 98, 99, 105 106, 107, 120					
		NC3010	NC3215	NC3120	NC3225	NC3030	NC9115	NC9125	NC9135	PC9030	NC5330	PC8105	PC8110	PC8115		PC5300	PC5400	NC6205	NC6210	NC6215
	SNMM 250924 X279		●	●	●	●		●	●	●										
	ap (mm) 5,00-17,00 av (mm/giro) 0,65-1,00																			
SNMM-X280	Articolo	RICOPERTO													Utens. Applicab. CAT. B Pag. 98, 99, 105 106, 107, 120					
		NC3010	NC3215	NC3120	NC3225	NC3030	NC9115	NC9125	NC9135	PC9030	NC5330	PC8105	PC8110	PC8115		PC5300	PC5400	NC6205	NC6210	NC6215
	SNMM 250924 X280		●	●	●			●	●	●										
	ap (mm) 5,0-20,0 av (mm/giro) 0,75-1,1																			
SNMM-X287	Articolo	RICOPERTO													Utens. Applicab. CAT. B Pag. 98, 99, 105 106, 107, 120					
		NC3010	NC3215	NC3120	NC3225	NC3030	NC9115	NC9125	NC9135	PC9030	NC5330	PC8105	PC8110	PC8115		PC5300	PC5400	NC6205	NC6210	NC6215
	SNMM 250924 X287	●	●	●	●	●														
	ap (mm) 5,0-15,0 av (mm/giro) 0,60-1,20																			

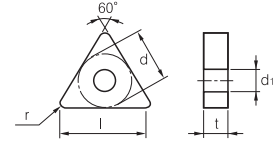
Tornitura


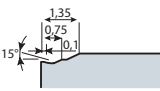







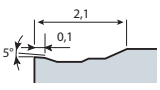
**TN**  **60° Negativo**


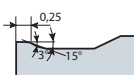
Articolo	l	d	t	d1
TNMG 16..	15,5	9,525	4,76	3,81
TNMG 22..	20,5	12,7	4,76	5,16
TNMG 27..	25,4	15,875	6,35	6,35
TNMG 33..	27	19,05	9,52	7,93





TNMG-VL	Articolo	RICOPERTO										N.R.*	CERMET			Utens. Applicab. CAT. B Pag. 100, 107, 108 109, 116, 120, 118				
		NC3010	NC3215	NC3120	NC9115	NC9125	NC9135	NC5330	PC8105	PC8110	PC8115	PC5300	H01+TiAlN	H01+TiN	H01		CN1500	CN2000	CN2500	CN30
	TNMG 160404 VL	●														●				DTFNr/L
	160408 VL	●		●												●				DTGNr/L
																				PTGNr/L
																				PTFNr/L
																				PTTNR/L
																				MTJNR/L
																				A..DTFNr/L
																				S..PTFNr/L
																				S..MTFNr/L

TNMG-HM	Articolo	RICOPERTO													Utens. Applicab. CAT. B Pag. 100, 107, 108 109, 116, 120, 118					
		NC3010	NC3215	NC3120	NC3225	NC3030	NC9115	NC9125	NC9135	PC9030	NC5330	PC8105	PC8110	PC8115		PC5300	PC5400	NC6205	NC6210	NC6215
	TNMG 160404 HM			●	●	●														DTFNr/L
	160408 HM		●	●	●	●														DTGNr/L
	160412 HM														●				●	PTGNr/L
	220404 HM			●																PTFNr/L
	220408 HM			●		●														PTTNR/L
																				MTJNR/L
																				A..DTFNr/L
																				S..PTFNr/L
																				S..MTFNr/L

TNMG-VM	Articolo	RICOPERTO													Utens. Applicab. CAT. B Pag. 100, 107, 108 109, 116, 120, 118					
		NC3010	NC3215	NC3120	NC3225	NC3030	NC9115	NC9125	NC9135	PC9030	NC5330	PC8105	PC8110	PC8115		PC5300	PC5400	NC6205	NC6210	NC6215
	TNMG 160408 VM			●																DTFNr/L
	220408 VM												●		●					DTGNr/L
																				PTGNr/L
																				PTFNr/L
																				PTTNR/L
																				MTJNR/L
																				A..DTFNr/L
																				S..PTFNr/L
																				S..MTFNr/L

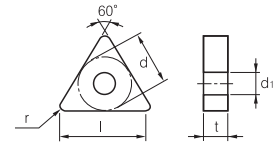
New TNMG-MK	Articolo	RICOPERTO													Utens. Applicab. CAT. B Pag. 100, 107, 108 109, 116, 120, 118					
		NC3010	NC3215	NC3120	NC3225	NC3030	NC9115	NC9125	NC9135	PC9030	NC5330	PC8105	PC8110	PC8115		PC5300	NC6315	NC6205	NC6210	NC6215
	TNMG 160404 MK															●				DTFNr/L
	160408 MK															●				DTGNr/L
																				PTGNr/L
																				PTFNr/L
																				PTTNR/L
																				MTJNR/L
																				A..DTFNr/L
																				S..PTFNr/L
																				S..MTFNr/L


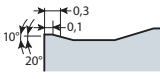

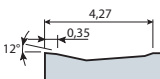

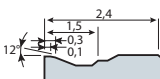

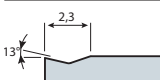

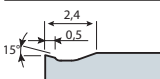
New TNMG-MP	Articolo	RICOPERTO													CERMET			Utens. Applicab. CAT. B Pag. 100, 107, 108 109, 116, 120, 118		
		NC3010	NC3215	NC3120	NC3225	NC3030	NC9115	NC9125	NC9135	PC9030	NC5330	PC8105	PC8110	PC8115	PC5300	PC5400	CN1500		CN2000	CN2500
	TNMG 160404 MP		●																	DTFNr/L
	160408 MP		●																	DTGNr/L
	160412 MP		●	●									●							PTGNr/L
																				PTFNr/L
																				PTTNR/L
																				MTJNR/L
																				A..DTFNr/L
																				S..PTFNr/L
																				S..MTFNr/L

●: Disponibile ○: A richiesta\* N.R.: Non ricoperto

## TN 60° Negativo

Articolo	l	d	t	d1
TNMG 16..	15,5	9,525	4,76	3,81
TNMG 22..	20,5	12,7	4,76	5,16
TNMG 27..	25,4	15,875	6,35	6,35
TNMG 33..	27	19,05	9,52	7,93



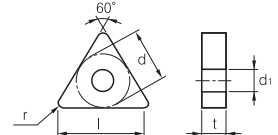
TNMG-MM	Articolo	RICOPERTO												Utens. Applicab. CAT. B Pag. 100, 107, 108 109, 116, 120, 118							
		NC3010	NC3215	NC3120	NC3225	NC3030	NC9115	NC9125	NC9135	PC9030	NC5330	PC8105	PC8110		PC8115	PC5300	PC5400	NC6205	NC6210	NC6215	
  ap (mm) 0,80-5,0 av (mm/giro) 0,10-0,35	TNMG 160404 MM						●	●													
	160408 MM						●	●													
	220408 MM							○	○												
	220412 MM							○	○												
TNMG-GS	Articolo	RICOPERTO												Utens. Applicab. CAT. B Pag. 100, 107, 108 109, 116, 120, 118							
		NC3010	NC3215	NC3120	NC3225	NC3030	NC9115	NC9125	NC9135	PC9030	NC5330	PC8105	PC8110		PC8115	PC5300	PC5400	NC6205	NC6210	NC6215	
		TNMG 160404 GS			●										●						
		160408 GS			●					●					●		●				
220408 GS			●									●									
  ap (mm) 1,5-5,5 av (mm/giro) 0,15-0,50																					
TNMG-HS	Articolo	RICOPERTO												Utens. Applicab. CAT. B Pag. 100, 107, 108 109, 116, 120, 118							
		NC3010	NC3215	NC3120	NC3225	NC3030	NC9115	NC9125	NC9135	PC9030	NC5330	PC8105	PC8110		PC8115	PC5300	PC5400	NC6205	NC6210	NC6215	
		TNMG 160404 HS								○											
		160408 HS			●				●							●					
		160412 HS								●							●				
		220408 HS							●	●											
220412 HS								●													
  ap (mm) 1,0-4,0 av (mm/giro) 0,10-0,40																					
TNMG-VP2	Articolo	RICOPERTO												Utens. Applicab. CAT. B Pag. 100, 107, 108 109, 116, 120, 118							
		NC3010	NC3215	NC3120	NC3225	NC3030	NC9115	NC9125	NC9135	PC9030	NC5330	PC8105	PC8110		PC8115	PC5300	PC5400	NC6205	NC6210	NC6215	
		TNMG 160404 VP2																			
		160408 VP2							●		●	●	○								
  ap (mm) 0,5-4,0 av (mm/giro) 0,05-0,40																					
TNMG-VP3	Articolo	RICOPERTO												Utens. Applicab. CAT. B Pag. 100, 107, 108 109, 116, 120, 118							
		NC3010	NC3215	NC3120	NC3225	NC3030	NC9115	NC9125	NC9135	PC9030	NC5330	PC8105	PC8110		PC8115	PC5300	PC5400	NC6205	NC6210	NC6215	
		TNMG 160408 VP3									●		●			●					
  ap (mm) 0,5-4,5 av (mm/giro) 0,05-0,45																					


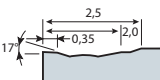
Tornitura


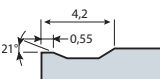



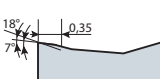
**TN**  **60° Negativo**


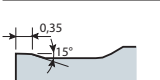
Articolo	l	d	t	d1
TNMG 16..	15,5	9,525	4,76	3,81
TNMG 22..	20,5	12,7	4,76	5,16
TNMG 27..	25,4	15,875	6,35	6,35
TNMG 33..	27	19,05	9,52	7,93





TNMG-HR	Articolo	RICOPERTO													Utens. Applicab. CAT. B Pag. 100, 107, 108 109, 116, 120, 118					
		NC3010	NC3215	NC3120	NC3225	NC3030	NC9115	NC9125	NC9135	PC9030	NC5330	PC8105	PC8110	PC8115		PC5300	PC5400	NC6205	NC6210	NC6215
  ap (mm) 2,5-7,0 av (mm/giro) 0,25-0,65	TNMG 160408 HR			●																DTFNR/L
	160412 HR	●		●		●														DTGNR/L
	220408 HR			●																PTGNR/L
	220412 HR			●																PTFNR/L
	270632 HR						○													PTTNR/L

TNMG-GR	Articolo	RICOPERTO													Utens. Applicab. CAT. B Pag. 100, 107, 108 109, 116, 120, 118					
		NC3010	NC3215	NC3120	NC3225	NC3030	NC9115	NC9125	NC9135	PC9030	NC5330	PC8105	PC8110	PC8115		PC5300	PC5400	NC6205	NC6210	NC6215
  ap (mm) 3,0-8,0 av (mm/giro) 0,30-0,80	TNMG 160408 GR	●		●		●												●		DTFNR/L
	160412 GR			●																DTGNR/L
	220408 GR			●		●														PTGNR/L
	220412 GR			●		●														PTFNR/L
	270612 GR			●																PTTNR/L
	270616 GR						●													MTJNR/L

New TNMG-RM	Articolo	RICOPERTO													Utens. Applicab. CAT. B Pag. 100, 107, 108 109, 116, 120, 118				
		NC3010	NC3215	NC3120	NC3225	NC3030	NC9115	NC9125	NC9135	PC9030	NC5330	PC8105	PC8110	PC8115		PC5300	PC5400	NC6205	NC6210
  ap (mm) 2,0-6,0 av (mm/giro) 0,18-0,55	TNMG 160408 RM						○	●	○										DTFNR/L
	220408 RM							○	○										DTGNR/L
	220412 GR							○	○										PTGNR/L

New TNMG-RK	Articolo	RICOPERTO													Utens. Applicab. CAT. B Pag. 100, 107, 108 109, 116, 120, 118				
		NC3010	NC3215	NC3120	NC3225	NC3030	NC9115	NC9125	NC9135	PC9030	NC5330	PC8105	PC8110	PC8115		PC5300	NC6315	NC6205	NC6210
  ap (mm) 1,8-6,2 av (mm/giro) 0,20-0,58	TNMG 160408 RK														●				DTFNR/L
	160412 RK														●				DTGNR/L

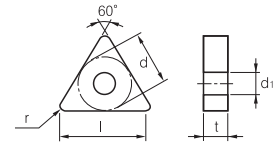
TNMG-LW WIPER	Articolo	RICOPERTO													CERMET			Utens. Applicab. CAT. B Pag. 100, 107, 108 109, 116, 120, 118	
		NC3010	NC3215	NC3120	NC3225	NC3030	NC9115	NC9125	NC9135	PC9030	NC5330	PC8105	PC8110	PC8115	PC5300	PC5400	CN1500		CN2000
  ap (mm) 1,0-5,0 av (mm/giro) 0,15-0,60	TNMG 160404 LW	○																	DTFNR/L










●: Disponibile ○: A richiesta

Tornitura

## TN 60° Negativo

Articolo	l	d	t	d1
TNMG 16..	15,5	9,525	4,76	3,81
TNMG 22..	20,5	12,7	4,76	5,16
TNMG 27..	25,4	15,875	6,35	6,35
TNMG 33..	27	19,05	9,52	7,93

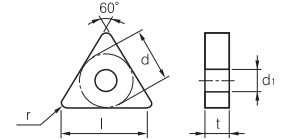


TNMG-VW WIPER	Articolo	RICOPERTO													Utens. Applicab. CAT. B Pag. 100, 107, 108 109, 116, 120, 118							
		NC3010	NC3215	NC3120	NC3225	NC3030	NC9115	NC9125	NC9135	PC9030	NC5330	NC6205	NC6210	NC6215		PC8105	PC8110	PC8115	PC5300	PC5400		
 <p>ap (mm) 0,5-3,5 av (mm/giro) 0,15-0,50</p>	TNMG 160404 VW	●																			DTFNR/L DTGNR/L PTGNR/L PTFNR/L PTTNR/L MTJNR/L A..DTFNR/L S..PTFNR/L S..MTFNR/L	
 <p>ap (mm) 1,0-4,0 av (mm/giro) 0,15-0,35</p>	Articolo	RICOPERTO													Utens. Applicab. CAT. B Pag. 100, 107, 108 109, 116, 120, 118							
		NC3010	NC3215	NC3120	NC3225	NC3030	NC9115	NC9125	NC9135	PC9030	NC5330	NC6205	NC6210	NC6215		PC8105	PC8110	PC8115	PC5300	PC5400		
 <p>ap (mm) 1,0-4,0 av (mm/giro) 0,15-0,35</p>	TNMG 160408 VP4															●					DTFNR/L DTGNR/L PTGNR/L PTFNR/L PTTNR/L MTJNR/L A..DTFNR/L S..PTFNR/L S..MTFNR/L	
	TNMG 160412 VP4															○						
 <p>ap (mm) 1,0-3,0 av (mm/giro) 0,12-0,30</p>	Articolo	RICOPERTO													Utens. Applicab. CAT. B Pag. 100, 107, 108 109, 116, 120, 118							
		NC3010	NC3215	NC3120	NC3225	NC3030	NC9115	NC9125	NC9135	PC9030	NC5330	NC6205	NC6210	NC6215		PC8105	PC8110	PC8115	PC5300	PC5400		
 <p>In foto inserto R</p> <p>ap (mm) 1,0-3,0 av (mm/giro) 0,12-0,30</p>	TNMG 160404R X98			●		●															DTFNR/L DTGNR/L PTGNR/L PTFNR/L PTTNR/L MTJNR/L A..DTFNR/L S..PTFNR/L S..MTFNR/L	
	TNMG 160404L X98			●		●																
TNMG 160408L X99				●		●																
TNMG 160408R X99				●		●																
 <p>ap (mm) 0,5-4,0 av (mm/giro) 0,15-0,35</p>	Articolo	RICOPERTO													Utens. Applicab. CAT. B Pag. 100, 107, 108 109, 116, 120, 118							
		NC3010	NC3215	NC3120	NC3225	NC3030	NC9115	NC9125	NC9135	PC9030	NC5330	NC6205	NC6210	NC6215		PC8105	PC8110	PC8115	PC5300	PC5400		
 <p>ap (mm) 0,5-4,0 av (mm/giro) 0,15-0,35</p>	TNMX 160404 R-SH																			●	DTFNR/L DTGNR/L PTGNR/L PTFNR/L PTTNR/L MTJNR/L A..DTFNR/L S..PTFNR/L S..MTFNR/L	
	TNMX 160404 L-SH																				●	
TNMX 160408 R-SH																					●	
TNMX 160408 L-SH																					●	
 <p>ap (mm) 1,0-3,0 av (mm/giro) 0,12-0,30</p>	Articolo	RICOPERTO										CERMET			Utens. Applicab. CAT. B Pag. 100, 107, 108 109, 116, 120, 118							
		NC3010	NC3215	NC3120	NC3225	NC3030	NC9115	NC9125	NC9135	PC9030	NC5330	PC8105	PC8110	PC8115		PC5300	PC5400	CN1500	CN2000	CN2500		
 <p>In foto inserto R</p> <p>ap (mm) 1,0-3,0 av (mm/giro) 0,12-0,30</p>	TNGG 160404 L																			●	DTFNR/L DTGNR/L PTGNR/L PTFNR/L PTTNR/L MTJNR/L A..DTFNR/L S..PTFNR/L S..MTFNR/L	
	TNGG 160404 R																				●	
TNGG 160408 L																					●	
TNGG 160408 R																					●	
TNGG 220404 R																					○	
TNGG 220408 R																					○	

Tornitura



Articolo	l	d	t	d1
TNMG 16..	15,5	9,525	4,76	3,81
TNMG 22..	20,5	12,7	4,76	5,16
TNMG 27..	25,4	15,875	6,35	6,35
TNMG 33..	27	19,05	9,52	7,93



TNMM-GH	Articolo	RICOPERTO													Utens. Applicab. CAT. B Pag. 100, 107, 108 109, 116, 120, 118							
		NC3010	NC3215	NC3120	NC3225	NC3030	NC9115	NC9125	NC9135	PC9030	NC5330	PC8105	PC8110	PC8115		PC5300	PC5400	NC6205	NC6210	NC6215		
	TNMM 160408 GH					●															DTFNR/L	
	220408 GH			●		●																DTGNR/L
	220412 GH			●		●																PTGNR/L
	220416 GH					●																PTFNR/L
	270616 GH					●																PTTNR/L
	270624 GH					○																MTJNR/L
																						A..DTFNR/L
																						S..PTFNR/L
																						S..MTFNR/L

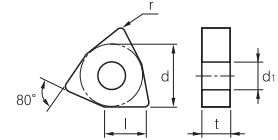
TNMM-HH	Articolo	RICOPERTO													Utens. Applicab. CAT. B Pag. 100, 107, 108 109, 116, 120, 118								
		NC3010	NC3215	NC3120	NC3225	NC3030	NC9115	NC9125	NC9135	PC9030	NC5330	PC8105	PC8110	PC8115		PC5300	PC5400	NC6205	NC6210	NC6215			
	TNMM 220412 HH			○		●																DTFNR/L	
	270616 HH					●																	DTGNR/L
	330924 HH					○																	PTGNR/L
																							PTTNR/L
																							MTJNR/L
																							A..DTFNR/L
																							S..PTFNR/L
																							S..MTFNR/L


●: Disponibile ○: A richiesta




## WN 80° Negativo


Articolo	l	d	t	d1
WNMG 06..	6,5	9,525	4,76	3,81
WNMG 08..	8,7	12,7	4,76	5,16




WNMA	Articolo	RICOPERTO													Utens. Applicab. CAT. B Pag. 101, 108 109, 116, 118					
		NC3010	NC3215	NC3120	NC3225	NC3030	NC9115	NC9125	NC9135	PC9030	NC5330	PC8105	PC8110	PC8115		PC5300	PC5400	NC6205	NC6210	NC6215
	WNMA 080408	●																		
	080412	●																●	●	

WNMG-B25	Articolo	RICOPERTO													Utens. Applicab. CAT. B Pag. 101, 108 109, 116, 118					
		NC3010	NC3215	NC3120	NC3225	NC3030	NC9115	NC9125	NC9135	PC9030	NC5330	PC8105	PC8110	PC8115		PC5300	PC5400	NC6205	NC6210	NC6215
	WNMG 080408 B25	●				●												●	●	
	080412 B25																	●	●	


ap (mm) 4,0-10,0  
av (mm/giro) 0,50-1,00

WNMG-HA	Articolo	RICOPERTO													N.R.*	Utens. Applicab. CAT. B Pag. 101, 108 109, 116, 118				
		NC3010	NC3215	NC3120	NC3030	NC9115	NC9125	NC9135	PC9030	NC5330	PC8105	PC8110	PC8115	PC5300			PC5400	H01+TiAlN	H01+TiN	PD1000
	WNMG 060404 HA																			●
	060408 HA			●																●
	080404 HA	●		●					●											●
	080408 HA	●		●	●				●							●				●
	080412 HA				●															●

ap (mm) 0,5-2,5  
av (mm/giro) 0,03-0,30

New WNMG-LP	Articolo	RICOPERTO													CERMET			Utens. Applicab. CAT. B Pag. 101, 108 109, 116, 118	
		NC3010	NC3215	NC3120	NC3225	NC3030	NC9115	NC9125	NC9135	PC9030	NC5330	PC8105	PC8110	PC8115	PC5300	PC5400	CN1500		CN2000
	WNMG 080404 LP		●																
	080408 LP		●		●														
	080412 LP		●		●														

ap (mm) 0,5-2,5  
av (mm/giro) 0,10-0,40

WNMG-VF	Articolo	RICOPERTO													N.R.*	CERMET			Utens. Applicab. CAT. B Pag. 101, 108 109, 116, 118
		NC3010	NC3215	NC3120	NC9115	NC9125	NC9135	NC5330	PC8105	PC8110	PC8115	PC5300	H01+TiAlN	H01+TiN		H01	CN1500	CN2000	
	WNMG 060404 VF							●											
	080404 VF			●															
	080408 VF			●						●								●	

ap (mm) 0,5-1,5  
av (mm/giro) 0,05-0,35

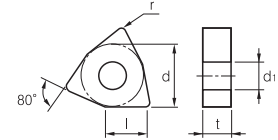
Tornitura


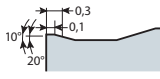

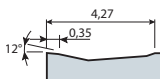

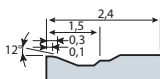

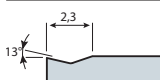

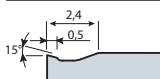




## WN 80° Negativo

Articolo	l	d	t	d1
WNMG 06..	6,5	9,525	4,76	3,81
WNMG 08..	8,7	12,7	4,76	5,16

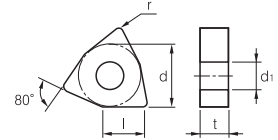







New <b>WNMG-MM</b>	Articolo	RICOPERTO													CERMET			Utens. Applicab. CAT. B Pag. 101, 108 109, 116, 118			
		NC3010	NC3215	NC3120	NC3225	NC3030	NC9115	NC9125	NC9135	PC9030	NC5330	PC8105	PC8110	PC8115	PC5300	PC5400	CN1500		CN2000	CN2500	
	WNMG 080408 MM						●	●	●												MwLNR/L PwLNR/L A..DWLNR/L S..MWLNR/L
	080412 MM							●	●												
	ap (mm) 0,8-5,2 av (mm/giro) 0,1-0,35																				
<b>WNMG-GS</b>	Articolo	RICOPERTO																Utens. Applicab. CAT. B Pag. 101, 108 109, 116, 118			
		NC3010	NC3215	NC3120	NC3225	NC3030	NC9115	NC9125	NC9135	PC9030	NC5330	PC8105	PC8110	PC8115	PC5300	PC5400	NC6205		NC6210	NC6215	
	WNMG 060404 GS																				MwLNR/L PwLNR/L A..DWLNR/L S..MWLNR/L
	060408 GS												●								
	080404 GS												○								
	080408 GS			●				●	●	●					●						
	080412 GS								●												
	ap (mm) 1,5-5,5 av (mm/giro) 0,15-0,50																				
<b>WNMG-HS</b>	Articolo	RICOPERTO																Utens. Applicab. CAT. B Pag. 101, 108 109, 116, 118			
		NC3010	NC3215	NC3120	NC3225	NC3030	NC9115	NC9125	NC9135	PC9030	NC5330	PC8105	PC8110	PC8115	PC5300	PC5400	NC6205		NC6210	NC6215	
	WNMG 060408 HS									●											MwLNR/L PwLNR/L A..DWLNR/L S..MWLNR/L
	060412 HS									●											
	080404 HS									●			●								
	080408 HS							●	●	●	●		●	●							
	080412 HS									●			●								
	ap (mm) 1,0-4,0 av (mm/giro) 0,10-0,40																				
<b>WNMG-VP2</b>	Articolo	RICOPERTO																Utens. Applicab. CAT. B Pag. 101, 108 109, 116, 118			
		NC3010	NC3215	NC3120	NC3225	NC3030	NC9115	NC9125	NC9135	PC9030	NC5330	PC8105	PC8110	PC8115	PC5300	PC5400	NC6205		NC6210	NC6215	
	WNMG 080408 VP2										●	●	●								MwLNR/L PwLNR/L A..DWLNR/L S..MWLNR/L
	080412 VP2										●		○		○						
	ap (mm) 0,5-4,0 av (mm/giro) 0,05-0,40																				
<b>WNMG-VP3</b>	Articolo	RICOPERTO																Utens. Applicab. CAT. B Pag. 101, 108 109, 116, 118			
		NC3010	NC3215	NC3120	NC3225	NC3030	NC9115	NC9125	NC9135	PC9030	NC5330	PC8105	PC8110	PC8115	PC5300	PC5400	NC6205		NC6210	NC6215	
	WNMG 080404 VP3														●						MwLNR/L PwLNR/L A..DWLNR/L S..MWLNR/L
	080408 VP3										●		●	●	●						
	080412 VP3										●		●		●						
	ap (mm) 0,5-4,5 av (mm/giro) 0,05-0,45																				

Tornitura

**WN**  **80° Negativo**

Articolo	l	d	t	d1
WNMG 06..	6,5	9,525	4,76	3,81
WNMG 08..	8,7	12,7	4,76	5,16

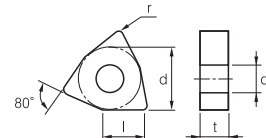


WNMG-HR	Articolo	RICOPERTO													Utens. Applicab. CAT. B Pag. 101, 108 109, 116, 118								
		NC3010	NC3215	NC3120	NC3225	NC3030	NC9115	NC9125	NC9135	PC9030	NC5330	PC8105	PC8110	PC8115		PC5300	PC5400	NC6205	NC6210	NC6215			
 ap (mm) 2,5-7,0 av (mm/giro) 0,25-0,65	WNMG 080408 HR		●	●	●						●										MWLNR/L PWLNR/L A..DWLNR/L S..MWLNR/L		
	080412 HR	●	●	●	●								●										
	080416 HR	○		●																			
WNMG-GR	Articolo	RICOPERTO													Utens. Applicab. CAT. B Pag. 101, 108 109, 116, 118								
 ap (mm) 3,0-8,0 av (mm/giro) 0,30-0,80	WNMG 080408 GR	●		●		●												●	●			MWLNR/L PWLNR/L A..DWLNR/L S..MWLNR/L	
	080412 GR	●		●														●		●			
<b>New</b> WNMG-RM	Articolo	RICOPERTO													Utens. Applicab. CAT. B Pag. 101, 108 109, 116, 118								
 ap (mm) 2,0-6,0 av (mm/giro) 0,18-0,55	WNMG 080408 RM						●	●	●													MWLNR/L PWLNR/L A..DWLNR/L S..MWLNR/L	
	080412 RM							●	●	●													
<b>New</b> WNMG-RK	Articolo	RICOPERTO													Utens. Applicab. CAT. B Pag. 101, 108 109, 116, 118								
 ap (mm) 1,8-6,2 av (mm/giro) 0,2-0,58	WNMG 080408 RK																	●					MWLNR/L PWLNR/L A..DWLNR/L S..MWLNR/L
	080412 RK																●						
WNMG-LW	Articolo	RICOPERTO											CERMET		Utens. Applicab. CAT. B Pag. 101, 108 109, 116, 118								
 ap (mm) 1,0-5,0 av (mm/giro) 0,15-0,60	WNMG 080412 LW	●																					MWLNR/L PWLNR/L A..DWLNR/L S..MWLNR/L

●: Disponibile ○: A richiesta

## WN 80° Negativo

Articolo	l	d	t	d1
WNMG 06..	6,5	9,525	4,76	3,81
WNMG 08..	8,7	12,7	4,76	5,16



WNMG-VK	Articolo	RICOPERTO													Utens. Applicab. CAT. B Pag. 101, 108 109, 116, 118					
		NC3010	NC3215	NC3120	NC3225	NC3030	NC9115	NC9125	NC9135	PC9030	NC5330	PC8105	PC8110	PC8115		PC5300	PC5400	NC6205	NC6210	NC6215
	WNMG 080408 VK																			● ● ● ● A..DWLNR/L S..MWLNR/L
	080412 VK																			

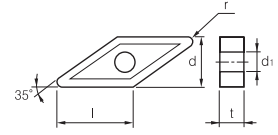
New WNMG-VP4	Articolo	RICOPERTO													Utens. Applicab. CAT. B Pag. 101, 108 109, 116, 118					
		NC3010	NC3215	NC3120	NC3225	NC3030	NC9115	NC9125	NC9135	PC9030	NC5330	PC8105	PC8110	PC8115		PC5300	PC5400	NC6205	NC6210	NC6215
	WNMG 080408 VP4													●						● ● ● ● A..DWLNR/L S..MWLNR/L
	080412 VP4													●						


●: Disponibile ○: A richiesta



**VN**  **35° Negativo**

Articolo	l	d	t	d1
VNMG 16..	16,6	9,525	4,76	3,81

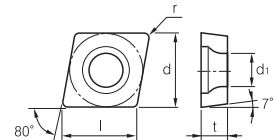












VNMG-VF	Articolo	RICOPERTO													CERMET			Utens. Applicab. CAT. B Pag. 100, 101			
		NC3010	NC3215	NC3120	NC3030	NC9115	NC9125	NC9135	NC5330	PC8105	PC8110	PC8115	PC5300	PC5400	NC6315	NC6210	CN1500		CN2000	CN2500	
 <p>ap (mm) 0,5-1,5 av (mm/giro) 0,05-0,35</p>	VNMG 160402 VF																			DUJNR/L DUUNN	
	160404 VF			●														●	●		
	160408 VF			●														●			
VNMG-B20	Articolo	RICOPERTO													CERMET			Utens. Applicab. CAT. B Pag. 100, 101			
		NC3010	NC3215	NC3120	NC3030	NC9115	NC9125	NC9135	NC5330	PC8105	PC8110	PC8115	PC5300	PC5400	NC6315	NC6210	CN1500		CN2000	CN2500	
 <p>ap (mm) 1,0-4,0 av (mm/giro) 0,05-0,20</p>	VNMG 160408 B20			●																DUJNR/L DUUNN	
New VNMG-MK	Articolo	RICOPERTO													CERMET			Utens. Applicab. CAT. B Pag. 100, 101			
		NC3010	NC3215	NC3120	NC3030	NC9115	NC9125	NC9135	NC5330	PC8105	PC8110	PC8115	PC5300	PC5400	NC6315	NC6210	CN1500		CN2000	CN2500	
 <p>ap (mm) 0,8-4,8 av (mm/giro) 0,12-0,48</p>	VNMG 160408 MK														●					DUJNR/L DUUNN	

●: Disponibile ○: A richiesta



Articolo	l	d	t	d1
CCET 03..	3,6	3,5	1,39	1,9
CCET 04..	4,2	4,3	1,79	2,3
CCM(G)T 06..	6,5	6,35	2,38	2,8
CCM(G)T 09..	9,7	9,525	3,97	4,4
CCMT 12..	12,9	12,7	4,76	5,5

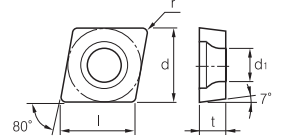






CCET-L	Articolo	RICOPERTO												CERMET			Utens. Applicab. CAT. B Pag. G 120			
		NC3010	NC3215	NC3120	NC3225	NC3030	NC9115	NC9125	NC9135	PC9030	NC5330	PC8105	PC8110	PC8115	PC5300	PC5400		CN1500	CN2000	CN2500
 In foto inserto L  ap (mm) 0,01-1,0 av (mm/giro) 0,01-0,12	CCET 030102 L																			Micro Boring
	030104 L																			
	040102 L																			
CCGT-L	Articolo	RICOPERTO												CERMET			Utens. Applicab. CAT. B Pag. 114, 109 121, 127			
		NC3010	NC3215	NC3120	NC3225	NC3030	NC9115	NC9125	NC9135	PC9030	NC5330	PC8105	PC8110	PC8115	PC5300	PC5400		CN1500	CN2000	CN2500
 In foto inserto L  ap (mm) 0,01-1,0 av (mm/giro) 0,01-0,12	CCGT 060202 L																			SCLCR/L SCLCR/L FM S..SCLCR/L E..SCLCR/L
CCGT-VP1	Articolo	RICOPERTO												CERMET			Utens. Applicab. CAT. B Pag. 114, 109 121, 127			
		NC3010	NC3215	NC3120	NC3225	NC3030	NC9115	NC9125	NC9135	PC9030	NC5330	PC8105	PC8110	PC8115	PC5300	PC5400		CN1500	CN2000	CN2500
 In foto inserto L  ap (mm) 0,07-0,20 av (mm/giro) 0,10-1,50	CCGT 060202 VP1																			SCLCR/L SCLCR/L FM S..SCLCR/L E..SCLCR/L
	060204 VP1																			
	09T304 VP1																			
CCMT-C25	Articolo	RICOPERTO												CERMET			Utens. Applicab. CAT. B Pag. 72, 88			
		NC3010	NC3215	NC3120	NC3225	NC3030	PC9030	NC5330	PC8105	PC8110	PC8115	PC5300	PC5400	NC6205	NC6210	NC6215		CN2000	CN30	CN20-TiN
 In foto inserto L  ap (mm) 1,0-3,0 av (mm/giro) 0,10-0,35	CCMT 060202 C25																			SCLCR/L SCLCR/L FM S..SCLCR/L E..SCLCR/L
	060204 C25																			
	080308 C25																			
	09T304 C25																			
	09T308 C25																			
	120404 C25																			
	120408 C25																			
CCMT-HFP	Articolo	RICOPERTO												CERMET			Utens. Applicab. CAT. B Pag. 114, 109 121, 127			
		NC3010	NC3215	NC3120	NC3225	NC3030	PC9030	NC5330	PC8105	PC8110	PC8115	PC5300	PC5400	NC6205	NC6210	NC6215		CN2000	CN30	CN20-TiN
 In foto inserto L  ap (mm) 0,1-1,5 av (mm/giro) 0,05-0,25	CCMT 060202 HFP																			SCLCR/L SCLCR/L FM S..SCLCR/L E..SCLCR/L
	060204 HFP																			
	09T302 HFP																			
	09T304 HFP																			
	09T308 HFP																			
	120404 HFP																			
	120408 HFP																			



**CC**  **80° Positivo**

Articolo	l	d	t	d1
CCET 03..	3,6	3,5	1,39	1,9
CCET 04..	4,2	4,3	1,79	2,3
CCM(G)T 06..	6,5	6,35	2,38	2,8
CCM(G)T 09..	9,7	9,525	3,97	4,4
CCMT 12..	12,9	12,7	4,76	5,5

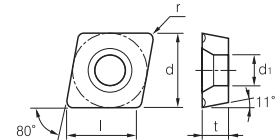


CCMT-HMP	Articolo	RICOPERTO													CERMET			Utens. Applicab. CAT. B Pag. 114, 109 121, 127		
		NC3010	NC3215	NC3120	NC3225	NC3030	PC9030	NC9115	NC9125	PC8105	PC8110	PC8115	PC5300	PC5400	NC6210	NC6215	CN2000		CN30	CN20+TiN
 <p>ap (mm) 0,5-3,5 av (mm/giro) 0,08-0,40</p>	CCMT 060202 HMP																			SCLCR/L SCLCR/L FM S..SCLCR/L E..SCLCR/L
	060204 HMP			●		●	●			●		●					●	●	○	
	060208 HMP			●																
	09T302 HMP										●									
	09T304 HMP			●		●	●	●	●		●	●	●							
	09T308 HMP	●	●	●		●	●	●	●		●	●	●				●			
	120404 HMP			●	●		●	●	●				●							
120408 HMP	●	●			●	●	●	●				●								
New CCMT-MP	Articolo	RICOPERTO													CERMET			Utens. Applicab. CAT. B Pag. 114, 109 121, 127		
		NC3010	NC3215	NC3120	NC3225	NC3030	NC9115	NC9125	NC9135	PC9030	NC5330	PC8105	PC8110	PC8115	PC5300	NC6315	CN1500		CN2000	CN2500
 <p>ap (mm) 0,3-3,0 av (mm/giro) 0,05-0,30</p>	CCMT 060202 MP		●																	SCLCR/L SCLCR/L FM S..SCLCR/L E..SCLCR/L
	060204 MP		●		●							●	●	●		●				
	060208 MP																			
	09T304 MP		●		●		●	●				●	●				●		●	
	09T308 MP		●		●		●	●				●	●				●		●	
	120404 MP														●					
	120408 MP														●					
CCMT-VF	Articolo	RICOPERTO													CERMET			Utens. Applicab. CAT. B Pag. 114, 109 121, 127		
		NC3010	NC3215	NC3120	NC3225	NC3030	PC9030	NC5330	NC9125	PC8105	PC8110	PC8115	PC5300	PC5400	NC6210	NC6215	CN1500		CN2000	CN2500
 <p>ap (mm) 0,1-1,5 av (mm/giro) 0,05-0,25</p>	CCMT 060202 VF				●															SCLCR/L SCLCR/L FM S..SCLCR/L E..SCLCR/L
	060204 VF						●					●					●	●	●	
	09T304 VF			●	●			●												
	09T308 VF			●	●			●												
	120404 VF				●															
New CCMT-VL	Articolo	RICOPERTO													CERMET			Utens. Applicab. CAT. B Pag. 114, 109 121, 127		
		NC3010	NC3215	NC3120	NC3225	NC3030	NC9115	NC9125	NC9135	PC9030	NC5330	PC8105	PC8110	PC8115	PC5300	PC5400	CN1500		CN2000	CN2500
 <p>ap (mm) 0,1-1,0 av (mm/giro) 0,05-0,20</p>	CCMT 060204 VL		●				●	●						●			●			SCLCR/L SCLCR/L FM S..SCLCR/L E..SCLCR/L
	09T304 VL		●				●													
	09T308 VL		●											●						

●: Disponibile ○: A richiesta

## CP 80° Positivo

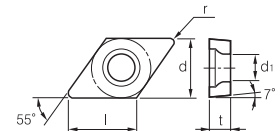
Articolo	l	d	t	d1
CPGT 08..	8,1	7,94	2,38	3,4
CPGT 09..	9,7	9,525	3,18	4,4



CPGT	Articolo	RICOPERTO												CERMET			Utens. Applicab. CAT. B Pag. G 120				
		NC3010	NC3215	NC3120	NC3225	NC3030	PC9030	NC5330	NC9125	PC8105	PC8110	PC8115	PC5300	PC5400	NC6210	NC6215		CN1500	CN2000	CN2500	
	CPGT 080204																				Micro Boring
	090304																	●			

## DC 55° Positivo

Articolo	l	d	t	d1
DCM(G)T 07..	7,8	6,35	2,38	2,8
DCM(G)T 11..	11,6	9,525	3,97	4,4



DCGT-VP1	Articolo	RICOPERTO												CERMET			Utens. Applicab. CAT. B Pag. 110, 114 121, 122, 125				
		NC3010	NC3215	NC3120	NC3225	NC3030	PC9030	NC5330	NC9125	PC8105	PC8110	PC8115	PC5300	PC5400	NC6210	NC6215		CN1500	CN2000	CN2500	
	DCGT 070204 VP1																				SDJCR/L SDNCN S..SDQCR/L S..SDUCR/L E..SDUCR/L SDJCR/L FM
	11T304 VP1								●	●											
	11T308 VP1								○												
	ap (mm) 0,1-1,5 av (mm/giro) 0,07-0,20																				

DCMT-C25	Articolo	RICOPERTO												CERMET			Utens. Applicab. CAT. B Pag. 110, 114 121, 122, 125				
		NC3010	NC3215	NC3120	NC3225	NC3030	PC9030	NC5330	NC9125	PC8105	PC8110	PC8115	PC5300	PC5400	NC6210	NC6215		CN1500	CN2000	CN2500	
	DCMT 070202 C25			●														●			SDJCR/L SDNCN S..SDQCR/L S..SDUCR/L E..SDUCR/L SDJCR/L FM
	070204 C25			●														●			
	11T302 C25	●																●			
	11T304 C25			●		●					○							●			
	11T308 C25	●		●	●	●												●			
	ap (mm) 1,0-3,0 av (mm/giro) 0,10-0,35																				

DCMT-HFP	Articolo	RICOPERTO												CERMET			Utens. Applicab. CAT. B Pag. 110, 114 121, 122, 125				
		NC3010	NC3215	NC3120	NC3225	NC3030	PC9030	NC5330	NC9125	PC8105	PC8110	PC8115	PC5300	PC5400	NC6210	NC6215		CN1500	CN2000	CN2500	
	DCMT 070202 HFP	●		●																	SDJCR/L SDNCN S..SDQCR/L S..SDUCR/L E..SDUCR/L SDJCR/L FM
	070204 HFP	●		●																	
	11T302 HFP	○		●																	
	11T304 HFP	○		●							○										
	ap (mm) 0,08-0,40 av (mm/giro) 0,05-0,25																				

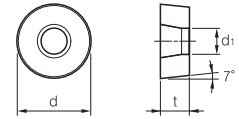
Tornitura







**RC**  **R° Positivo**

Articolo	l	d	t	d1
RCMX 10..		10,0	3,18	3,6
RCMX 12..		12,0	4,76	4,2
RCMX 16..		16,0	6,35	5,2
RCMX 20..		20,0	6,35	6,5
RCMX 25..		25,0	7,94	7,25
RCMX 32..		32,0	9,52	9,55



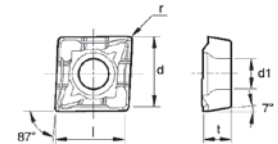
RCMT-X59	Articolo	RICOPERTO												CERMET			Utensili Applicabili			
		NC3010	NC3215	NC3120	NC3225	NC3030	PC9030	NC5330	NC9125	PC8105	PC8110	PC8115	PC5300	PC5400	NC6210	NC6215		CN1500	CN2000	CN2500
	RCMT 1606 MO X59			●				●							●	●				


RCMT-X199	Articolo	RICOPERTO												CERMET			Utensili Applicabili			
		NC3010	NC3215	NC3120	NC3225	NC3030	PC9030	NC5330	NC9125	PC8105	PC8110	PC8115	PC5300	PC5400	NC6210	NC6215		CN1500	CN2000	CN2500
	RCMT 2006 MOT X199			●		●														

●: Disponibile ○: A richiesta

**QC**  **87° Positivo**

Articolo	l	d	t	d1
QCMT 05..	5,0	5,4	2,10	2,3
QCMT 06..	6,0	6,4	2,38	2,5
QCMT 07..	7,0	7,4	3,18	2,8
QCMT 08..	8,0	8,4	3,18	3,4
QCMT 10..	10,0	10,4	3,97	4,0
QCMT 13..	12,7	13,5	4,76	5,5
QCMT 17..	16,7	17,5	5,56	5,5



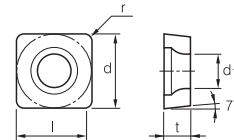
QCMT-CM	Articolo	RICOPERTO												CERMET			Utens. Applicab. CAT. B Pag. 129			
		NC3010	NC3215	NC3120	NC3225	NC3030	PC9030	NC5330	NC9125	PC8105	PC8110	PC8115	PC5300	PC5400	NC6210	NC6215		CN1500	CN2000	CN2500
	QCMT 050204 CM			●											●	●				MT
	060204 CM			●											●	●				
	070304 CM			●											●	●				
	080304 CM			●											●	●				
	10T304 CM			●											●	●				
	130408 CM														●	●				
	170508 CM														●	●				


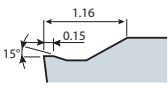

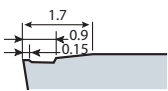

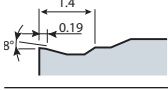


●: Disponibile ○: A richiesta

Tornitura



Articolo	l	d	t	d1
SCMT 06..	6,35	6,35	2,38	2,8
SCMT 09..	9,525	9,525	3,97	4,4
SCMT 12..	12,7	12,7	4,76	5,5

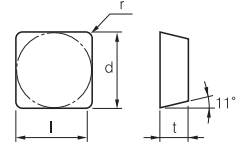



SCMT-C25	Articolo	RICOPERTO												CERMET			Utens. Applicab. CAT. B Pag. 111, 122				
		NC3010	NC3215	NC3120	NC3225	NC3030	PC9030	NC5330	NC9125	PC8105	PC8110	PC8115	PC5300	PC5400	NC6210	NC6215		CN1500	CN2000	CN2500	
  ap (mm) 1,0-3,0 av (mm/giro) 0,10-0,35	SCMT 060204 C25					●															SSDCR/L S..SSKCR/L S..SSSCR/L
	09T304 C25			●		●												●			
	09T308 C25			●		●												●			
	120404 C25			●	●	●															
	120408 C25			●	●	●	●														
SCMT-HMP	Articolo	RICOPERTO												CERMET			Utens. Applicab. CAT. B Pag. 111, 122				
		NC3010	NC3215	NC3120	NC3225	NC3030	PC9030	NC5330	NC9125	PC8105	PC8110	PC8115	PC5300	PC5400	NC6210	NC6215		CN1500	CN2000	CN2500	
  ap (mm) 0,5-3,5 av (mm/giro) 0,08-0,40	SCMT 09T304 HMP			●			●													SSDCR/L S..SSKCR/L S..SSSCR/L	
	09T308 HMP			●			●														
	120404 HMP			●																	
	120408 HMP			●																	
SCMT-VF	Articolo	RICOPERTO												CERMET			Utens. Applicab. CAT. B Pag. 111, 122				
		NC3010	NC3215	NC3120	NC3225	NC3030	PC9030	NC5330	NC9125	PC8105	PC8110	PC8115	PC5300	PC5400	NC6210	NC6215		CN1500	CN2000	CN2500	
  ap (mm) 0,1-1,5 av (mm/giro) 0,05-0,25	SCMT 09T304 VF				●															SSDCR/L S..SSKCR/L S..SSSCR/L	
<b>New</b> SCMT-VL	Articolo	RICOPERTO												CERMET			Utens. Applicab. CAT. B Pag. 111-122				
		NC3010	NC3215	NC3120	NC3225	NC3030	PC9030	NC5330	NC9125	PC8105	PC8110	PC8115	PC5300	PC5400	NC6210	NC6215		CN1500	CN2000	CN2500	
  ap (mm) 0,1-1,0 av (mm/giro) 0,05-0,20	SCMT 09T304 VL		●																	SSDCR/L S..SSKCR/L S..SSSCR/L	
	09T308 VL		●		●																


●: Disponibile ○: A richiesta

**SP**  **90° Positivo**

Articolo	l	d	t	d1
SPMR 09..	9,525	9,525	3,18	
SPMR 12..	12,7	12,7	3,18	



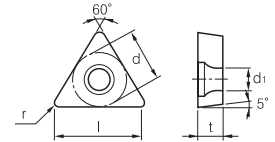
SPMR-F	Articolo	RICOPERTO											CERMET			Utensili Applicabili				
		NC3010	NC3215	NC3120	NC3225	NC3030	PC9030	NC5330	NC9125	PC8105	PC8110	PC8115	PC5300	PC5400	NC6210		NC6215	CN1500	CN2000	CN2500
	SPMR 090304 F			●																
	120304 F			●		●														
ap (mm) 0,50-2,0 av (mm/giro) 0,10-0,25																				



SPMR-M	Articolo	RICOPERTO											CERMET			Utensili Applicabili				
		NC3010	NC3215	NC3120	NC3225	NC3030	PC9030	NC5330	NC9125	PC8105	PC8110	PC8115	PC5300	PC5400	NC6210		NC6215	CN1500	CN2000	CN2500
	SPMR 090308 M			●																
	120308 M			●		●														
ap (mm) 1,50-4,0 av (mm/giro) 0,20-0,40																				

●: Disponibile ○: A richiesta

**TB**  **60° Positivo**

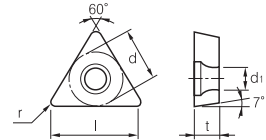
Articolo	l	d	t	d1
TBGT 06..	6,8	3,97	1,59	2,16


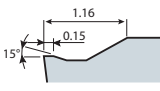



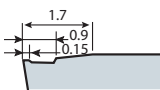



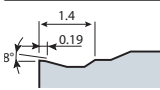


 In foto inserto L	Articolo	RICOPERTO											CERMET			Utens. Applicab. CAT. B Pag. G 120					
		NC3010	NC3215	NC3120	NC3225	NC3030	PC9030	NC5330	NC9125	PC8105	PC8110	PC8115	PC5300	PC5400	NC6210		NC6215	CN1500	CN2000	CN2500	
 ap (mm) 0,01-1,0 av (mm/giro) 0,01-0,12	TBGT 060102 L																			●	Micro Boring

●: Disponibile ○: A richiesta

Articolo	l	d	t	d1
TCMT 09..	9,6	5,56	2,38	2,5
TCMT 11..	11,0	6,35	2,38	2,8
TCMT 16..	16,5	9,525	3,97	4,4

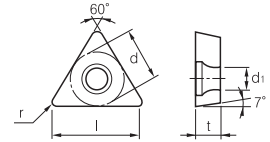




TCMT-C25	Articolo	RICOPERTO											CERMET			Utens. Applicab. CAT. B Pag. 111, 112 123, 125					
		NC3010	NC3215	NC3120	NC3225	NC3030	PC9030	NC5330	PC8105	PC8110	PC8115	PC5300	PC5400	NC6205	NC6210		NC6215	CN20	CN30	CN20+TiN	
  ap (mm) 0,1-0,35 av (mm/giro) 0,10-3,0	TCMT 090204 C25	●		●	●				●								●	●		STGCR/L	
	110202 C25			●													●	●		STFCR/L	
	110204 C25			●													●	●	○	S..STFCR/L	
	110208 C25			●		●															E..STFCR/L
	16T304 C25			●		●									●	●		●	●		
	16T308 C25	●		●	●	●									●	●		●	●		
  ap (mm) 0,08-0,40 av (mm/giro) 0,05-0,25	TCMT 090204 HFP			○																STGCR/L	
	110202 HFP			●																	STFCR/L
	110204 HFP	●																			S..STFCR/L
	16T304 HFP	●		●																	E..STFCR/L
  ap (mm) 0,5-3,5 av (mm/giro) 0,08-0,40	TCMT 110204 HMP	●		●				●	●								●			STGCR/L	
	110208 HMP					●		●	●												STFCR/L
	16T304 HMP			●		●		●	●		●							●			S..STFCR/L
	16T308 HMP			●		●	●	●	●		●				●			●			E..STFCR/L
  ap (mm) 0,3-3,0 av (mm/giro) 0,05-0,30	TCMT 110202 MP		●		●															STGCR/L	
	110204 MP		●		●		●			●											STFCR/L
	110208 MP		●		●																S..STFCR/L
	16T304 MP		●		●		●	●		●	●			●	●			●			E..STFCR/L
	16T308 MP		●		●		●	●		●	●			●	●			●			
  ap (mm) 0,1-1,5 av (mm/giro) 0,05-0,25	TCMT 110202 VF	○		○					○	●							●			STGCR/L	
	110204 VF	●			●				●	●											STFCR/L
	110208 VF	○		○		●			○	●											S..STFCR/L
	16T304 VF				●				●	●				●				●			E..STFCR/L

Tornitura

**TC**  **60° Positivo**

Articolo	l	d	t	d1
TCMT 09..	9,6	5,56	2,38	2,5
TCMT 11..	11,0	6,35	2,38	2,8
TCMT 16..	16,5	9,525	3,97	4,4

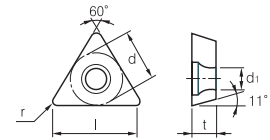




New TCMT-VL	Articolo	RICOPERTO												CERMET			Utens. Applicab. CAT. B Pag. 111, 112 123, 125			
		NC3010	NC3215	NC3120	NC3225	NC3030	NC9115	NC9125	NC5330	PC8105	PC8110	PC8115	PC5300	PC5400	NC6210	NC6215		CN1500	CN2000	CN2500
	TCMT 16T304 VL		●														●		●	STGCR/L STFCR/L S..STFCR/L E..STFCR/L
	16T308 VL		●														●		●	
	ap (mm) 0,1-1,0 av (mm/giro) 0,05-0,20																			


●: Disponibile ○: A richiesta



**TP**  **60° Positivo**

Articolo	l	d	t	d1
TPGT 08..	8,2	4,76	2,38	2,3
TPGX 09..	9,6	5,56	2,38	3,0
TPGX(T) 11..	11,0	6,35	3,18	3,4
TPGT 16..	16,5	9,525	4,76	4,4
TPM(G)R 16..	16,5	9,525	3,18	
TPMR 11..	11,0	6,35	3,18	



TPGR-R/L	Articolo	RICOPERTO												CERMET			Utens. Applicab. CAT. B Pag. 102, 117			
		NC3010	NC3215	NC3120	NC3225	NC3030	PC9030	NC9115	NC5330	PC8105	PC8110	PC8115	PC5300	PC5400	NC6210	NC6215		CN20	CN2500	CN20+TiN
 In foto inserto R	TPGR 160304 R																●		○	CTGPR/L CTFPR/L S..CTFPR/L
	ap (mm) 0,01-1,0 av (mm/giro) 0,01-0,12																			

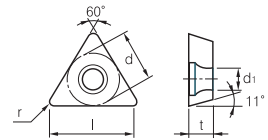
TPGT-R/L	Articolo	RICOPERTO												CERMET			Utens. Applicab. CAT. B Pag. G 120			
		NC3010	NC3215	NC3120	NC3225	NC3030	PC9030	NC9115	NC9125	PC8105	PC8110	PC8115	PC5300	PC5400	NC6210	NC6215		CN20	CN30	CN20+TiN
 In foto inserto L	TPGT 080202 L																●			Micro Boring
	110302 L																○			
	110304 L																●		○	
	110308 L																●			
	160404 L																●			
	080202 R																○			
	110302 R																○			
	110304 R																●			
110308 R																○				
160404 R																●				




TPGX-L	Articolo	RICOPERTO												CERMET			Utens. Applicab. CAT. B Pag. G 120			
		NC3010	NC3215	NC3120	NC3225	NC3030	PC9030	NC9115	NC9125	PC8105	PC8110	PC8115	PC5300	PC5400	NC6210	NC6215		CN20	CN2500	CN20+TiN
 In foto inserto L	TPGX 090202 L																●			Micro Boring
	090204 L																●	●	○	
	110302 L																●		○	
	110304 L																●		○	
	ap (mm) 0,01-1,0 av (mm/giro) 0,01-0,12																			

●: Disponibile ○: A richiesta

## TP 60° Positivo

Articolo	l	d	t	d1
TPGT 08..	8,2	4,76	2,38	2,3
TPGX 09..	9,6	5,56	2,38	3,0
TPGX(T) 11..	11,0	6,35	3,18	3,4
TPGT 16..	16,5	9,525	4,76	4,4
TPM(G)R 16..	16,5	9,525	3,18	
TPMR 11..	11,0	6,35	3,18	
TPMT 11..	11,0	6,35	3,18	3,4



TPMR-F	Articolo	RICOPERTO												CERMET			Utensili Applicabili Pag. 102, 117			
		NC3010	NC3215	NC3120	NC3225	NC3030	PC9030	NC9115	NC9125	PC8105	PC8110	PC8115	PC5300	PC5400	NC6210	NC6215		CN20	CN2500	CN20+TiN
 <p>ap (mm) 0,10-1,5 av (mm/giro) 0,05-0,20</p>	TPMR 090202 F			○																CTGPR/L CTFPR/L S..CTFPR/L
	090204 F			○																
	110304 F			●		●											●			
	160304 F			●		●											●		○	
	160308 F			●																
TPMR-M	Articolo	RICOPERTO												CERMET			Utensili Applicabili Pag. 102, 117			
		NC3010	NC3215	NC3120	NC3225	NC3030	PC9030	NC9115	NC9125	PC8105	PC8110	PC8115	PC5300	PC5400	NC6210	NC6215		CN20	CN2500	CN20+TiN
		TPMR 110308 M			●		●													
160308 M			●		●															
 <p>ap (mm) 0,7-3,0 av (mm/giro) 0,10-0,30</p>																				
	 <p>ap (mm) 0,1-1,5 av (mm/giro) 0,05-0,25</p>	RICOPERTO												CERMET			Utensili Applicabili Pag. G 120			
		NC3010	NC3215	NC3120	NC3225	NC3030	PC9030	NC9115	NC9125	PC8105	PC8110	PC8115	PC5300	PC5400	NC6210	NC6215		CN20	CN2500	CN20+TiN
TPMT 110304 VF					●															
110308 VF				●																

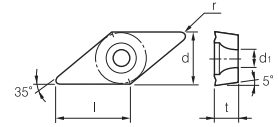
●: Disponibile ○: A richiesta


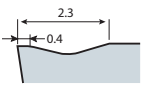

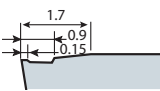

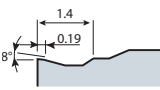








**VB**  **35° Positivo**

Articolo	l	d	t	d1
VBMT 11..	11,1	6,35	3,18	3,4
VBMT 16..	16,5	9,525	4,76	4,4

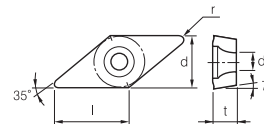



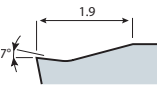

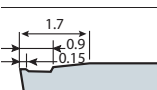





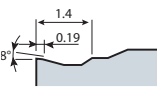
VBMT	Articolo	RICOPERTO													CERMET			Utens. Applicab. CAT. B Pag. 112, 113 123, 124		
		NC3010	NC3215	NC3120	NC3225	NC3030	PC9030	NC9115	NC9125	PC8105	PC8110	PC8115	PC5300	PC5400	NC6210	NC6215	CN20		CN2500	CN20+TiN
  ap (mm) 0,5-1,5 av (mm/giro) 0,07-0,20	VBMT 160404	●		●		●									●		●			SVJBR/L SVBN S..SVQBR/L S..SVUBR/L
	160408	●		●		●									●		●			
VBMT-HMP	Articolo	RICOPERTO													CERMET			Utens. Applicab. CAT. B Pag. 112, 113 123, 124		
  ap (mm) 0,5-3,5 av (mm/giro) 0,08-0,40	VBMT 110304 HMP			○																
	110308 HMP			○																
	160404 HMP			●	●				●	●		●		●						
	160408 HMP	●		●				●	●		●		●							
	160412 HMP						●													
VBMT-VF	Articolo	RICOPERTO													CERMET			Utens. Applicab. CAT. B Pag. 112, 113 123, 124		
  ap (mm) 0,1-1,5 av (mm/giro) 0,05-0,25	VBMT 160404 VF	●		●	●												●		●	
	160408 VF	●							●									●		
<b>New</b> VBMT-VL	Articolo	RICOPERTO													CERMET			Utens. Applicab. CAT. B Pag. 112, 113 123, 124		
  ap (mm) 0,1-1,0 av (mm/giro) 0,05-0,20	VBMT 160404 VL		●					●	●								●		●	
	160408 VL		●						●									●		
<b>New</b> VBMT-MP	Articolo	RICOPERTO													CERMET			Utens. Applicab. CAT. B Pag. 112, 113 123, 124		
  ap (mm) 0,3-3,0 av (mm/giro) 0,05-0,30	VBMT 160404 MP		●		●			●	●	●							●		●	
	160408 MP		●					●	●	●							●	●		
	160412 MP		●		●				●	●	●							●	●	



Tornitura

Articolo	l	d	t	d1
VCMT 08..	8,0	4,76	2,38	2,3
VCMT 11..	11,0	6,35	3,18	3,4
VCMT 16..	16,5	9,525	4,76	4,4

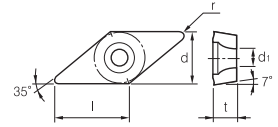




VCGT-VP1	Articolo	RICOPERTO												CERMET			Utens. Applicab. CAT. B Pag. 114					
		NC3010	NC3215	NC3120	NC3225	NC3030	PC9030	NC9115	NC5330	PC8105	PC8110	PC8115	PC5300	PC5400	NC6210	NC6215		CN20	CN2500	CN20+TiN		
  ap (mm) 0,1-1,5 av (mm/giro) 0,07-0,20	VCMT 110304 VP1								●	●											SVJCR/L FM	
VCMT-HMP	Articolo	RICOPERTO												CERMET			Utens. Applicab. CAT. B Pag. 112, 113 123, 124					
		NC3010	NC3215	NC3120	NC3225	NC3030	PC9030	NC9115	NC5330	PC8105	PC8110	PC8115	PC5300	PC5400	NC6210	NC6215		CN20	CN2500	CN20+TiN		
  ap (mm) 0,5-3,5 av (mm/giro) 0,08-0,40	VCMT 160404 HMP			●		●															SVJCR/L	
	160408 HMP			●		●		●														SWCN S..SVQCR/L S..SVUCR/L
VCMT-HFP	Articolo	RICOPERTO												CERMET			Utens. Applicab. CAT. B Pag. 112, 113 114, 123, 124					
		NC3010	NC3215	NC3120	NC3225	NC3030	PC9030	NC9115	NC5330	PC8105	PC8110	PC8115	PC5300	PC5400	NC6210	NC6215		CN20	CN2500	CN20+TiN		
  ap (mm) 0,08-0,40 av (mm/giro) 0,05-0,25	VCMT 110302 HFP			○																	SVJCR/L	
	110304 HFP			○																		SVJCR/L FM
	110308 HFP			○																		SWCN
	160404 HFP			●																		S..SVQCR/L
	160408 HFP			○																		S..SVUCR/L
New VCMT-MP	Articolo	RICOPERTO												CERMET			Utens. Applicab. CAT. B Pag. 112, 113 114, 123, 124					
		NC3010	NC3215	NC3120	NC3225	NC3030	NC9115	NC9125	NC9135	PC9030	NC5330	PC8105	PC8110	PC8115	PC5300	NC6315		CN1500	CN2000	CN2500		
  ap (mm) 0,3-3,0 av (mm/giro) 0,05-0,30	VCMT 160404 MP		●		●							●				●					SVJCR/L	
	160408 MP		●		●							●				●						SVJCR/L FM SWCN S..SVQCR/L S..SVUCR/L
VCMT-VF	Articolo	RICOPERTO												CERMET			Utens. Applicab. CAT. B Pag. 112, 113 114, 123, 124					
		NC3010	NC3215	NC3120	NC3225	NC3030	PC9030	NC9115	NC5330	PC8105	PC8110	PC8115	PC5300	PC5400	NC6210	NC6215		CN1500	CN2500	CN20+TiN		
  ap (mm) 0,1-1,5 av (mm/giro) 0,05-0,25	VCMT 080202 VF			○				○													SVJCR/L	
	080204 VF							○														SWCN
	110304 VF				●																	S..SVQCR/L
	160404 VF			●				●									●					S..SVUCR/L

Tornitura

**VC**  **35° Positivo**

Articolo	l	d	t	d1
VCMT 08..	8,0	4,76	2,38	2,3
VCMT 11..	11,0	6,35	3,18	3,4
VCMT 16..	16,5	9,525	4,76	4,4

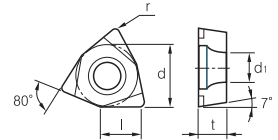



New VCMT-VL	Articolo	RICOPERTO											CERMET			Utens. Applicab. CAT. B Pag. 112, 113 114, 123, 124					
		NC3010	NC3215	NC3120	NC3225	NC3030	PC9030	NC9115	NC5330	PC8105	PC8110	PC8115	PC5300	PC5400	NC6210		NC6215	CN20	CN2500	CN20+TiN	
	VCMT160404 VL 160408 VL		●		●																SVJCR/L SVJCR/L FM SVVCN S..SVQCR/L S..SVUCR/L
	ap (mm) 0,1-1,0 av (mm/giro) 0,05-0,20																				

●: Disponibile ○: A richiesta

**WC**  **80° Positivo**

Articolo	l	d	t	d1
WCGT 02..	3,6	3,97	1,59	2,2



WCGT R/L	Articolo	RICOPERTO											CERMET			Utens. Applicab. CAT. B Pag. 124, 126					
		NC3010	NC3215	NC3120	NC3225	NC3030	PC9030	NC9115	NC5330	PC8105	PC8110	PC8115	PC5300	PC5400	NC6210		NC6215	CN20	CN2500	CN20+TiN	
	WCGT 020102 L WCGT 020102 R																●		○		S.. SWUCR/L E.. SWUCR/L Micro Boring
In foto inserto L																					
	ap (mm) 0,1-0,4 av (mm/giro) 0,02-0,08																				

●: Disponibile ○: A richiesta



## AK

### Rompitruciolo specifico per alluminio

- ▶ Lo speciale rompitruciolo garantisce un controllo del truciolo e ne assicura una perfetta evacuazione nonché una durata utensile più lunga grazie alla diminuzione degli sforzi di taglio e del calore generato
- ▶ L'ampio angolo di spoglia sul tagliente riduce lo sforzo di taglio e contribuisce ad aumentare la durata dell'utensile
- ▶ La speciale lappatura della superficie permette una miglior scorrevolezza del truciolo, eliminando la possibilità di materiale di riporto

• Centro depresso per garantire basso sforzo di taglio

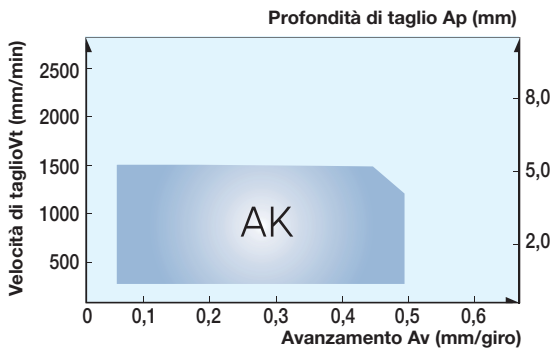
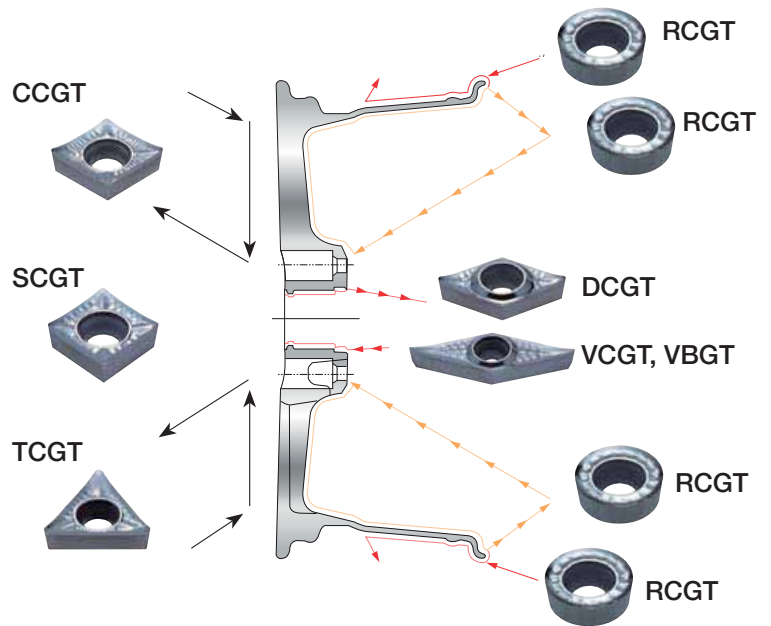
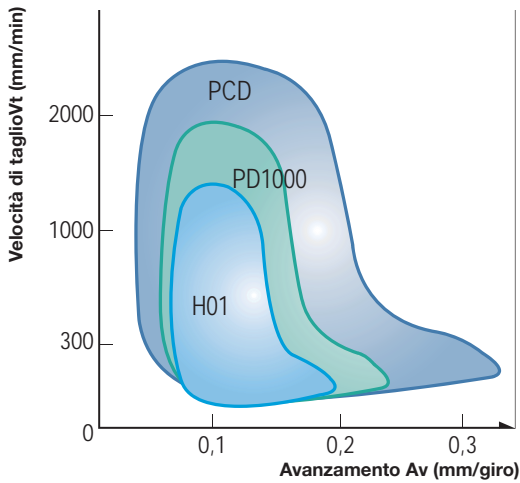
• Superficie lappata con speciali paste diamantate per garantire una buona scorrevolezza del truciolo



• Lo speciale rompitruciolo garantisce sempre una buona evacuazione del truciolo in ogni condizione di lavoro



## Esempio di applicazione



### PARAMETRI RACCOMANDATI

	PARAMETRI CONSIGLIATI	QUALITÀ
AK	$A_p = 0,1 \sim 5,0$ mm $A_v = 0,03 \sim 0,50$ mm/ giro	H01 (non rivestito, metallo duro K10-K15) PD1000 (rivestimento in diamante PVD)

### CARATTERISTICHE DELL'H01 E PARAMETRI DI TAGLIO


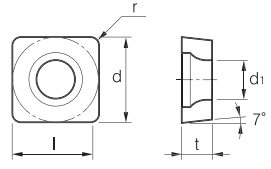

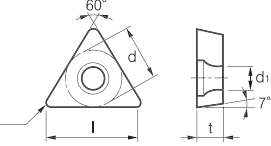

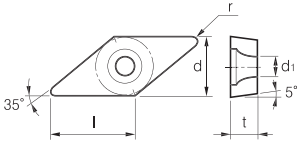

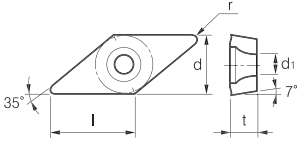
Materiale		Durezza HB	kc (MPa)	Vt (m/min)	Av (mm/giro)
Leghe di alluminio (forgiato)	Prima del trattamento termico	50 ~ 70	500 ~ 600	1000 ~ 2500	0,10 ~ 0,60
	Dopo il trattamento termico	90 ~ 110	700 ~ 900	300 ~ 1000	0,10 ~ 0,50
Leghe di alluminio (di fusione)	Prima del trattamento termico	70 ~ 80	700 ~ 800	300 ~ 1000	0,10 ~ 0,60
	Dopo il trattamento termico	80 ~ 100	800 ~ 950	200 ~ 600	0,10 ~ 0,40
Leghe in rame	-	90 ~ 110	700	250 ~ 600	0,10 ~ 0,50
Metalli non ferrosi ecc	-	100	1700	150 ~ 300	0,10 ~ 0,60








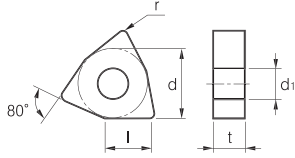
# AK Insetti positivi

SCGT	Articolo	RICOPERTI						NR*	Dimensioni (mm)				Disegno	Utens. Applicab. CAT. B Pag. 111, 122
		PC8110	PC5040	PD1000	H01+TiAlN	H01+TiN	H01		d	t	r	d1		
	SCGT 09T304 AK			○	○	○	●	9,525	3,97	0,4	4,4		SSDCR/L S..SSKCR/L S..SSSCR/L	
	09T308 AK			○	○	○	●	9,525	3,97	0,8	4,4			
	120404 AK			○	●	○	●	12,7	4,76	0,4	5,5			
	120408 AK			○	●	○	●	12,7	4,76	0,8	5,5			
TCGT	Articolo	RICOPERTI						NR*	Dimensioni (mm)				Disegno	Utens. Applicab. CAT. B Pag. 111, 112 123, 125
		PC8110	PC5040	PD1000	H01+TiAlN	H01+TiN	H01		d	t	r	d1		
	TCGT 090202 AK			○	○	○	●	5,56	2,38	0,2	2,5		STGCR/L STFCR/L S..STFCR/L E..STFCR/L	
	090204 AK			○	○	○	●	5,56	2,38	0,4	2,5			
	110202 AK			○	○	○	●	6,35	2,38	0,2	2,8			
	110204 AK		●	○	○	○	●	6,35	2,38	0,4	2,8			
	110208 AK			○	●	○	●	6,35	2,38	0,8	2,8			
	16T302 AK			○	○	○	●	9,525	3,97	0,2	4,4			
	16T304 AK			○	●	○	●	9,525	3,97	0,4	4,4			
	16T308 AK			○	●	○	●	9,525	3,97	0,8	4,4			
	16T312 AK			○	●	○	●	9,525	3,97	1,2	4,4			
VBGT	Articolo	RICOPERTI						NR*	Dimensioni (mm)				Disegno	Utens. Applicab. CAT. B Pag. 112, 113 123, 124
		PC8110	PC5040	PD1000	H01+TiAlN	H01+TiN	H01		d	t	r	d1		
	VBGT 160404 AK			○	○	○	●	9,525	4,76	0,4	4,4		SVJBR/L SVBN S..SVQBR/L S..SVUBR/L	
	160408 AK			○	○	○	●	9,525	4,76	0,8	4,4			
VCGT	Articolo	RICOPERTI						NR*	Dimensioni (mm)				Disegno	Utens. Applicab. CAT. B Pag. 112, 113, 124
		PC8110	PC5040	PD1000	H01+TiAlN	H01+TiN	H01		d	t	r	d1		
	VCGT 110302 AK	●		○	○	○	●	6,35	3,18	0,2	2,8		SVJCR/L SWCN S..SVQCR/L S..SVUCR/L SVJCR/L FM	
	110304 AK	●		○	●	○	●	6,35	3,18	0,4	2,8			
	110308 AK			○	○	○	●	6,35	3,18	0,8	2,8			
	130302 AK			○	○	○	●	7,94	3,18	0,2	3,4			
	130304 AK			○	○	○	●	7,94	3,18	0,4	3,4			
	160402 AK			○	●	○	●	9,525	4,76	0,2	4,4			
	160404 AK	●		○	●	○	●	9,525	4,76	0,8	4,4			
	160408 AK	●		○	●	○	●	9,525	4,76	1,2	4,4			
	160412 AK			○	●	○	●	9,525	4,76	1,6	4,4			
	160416 AK			○	○	○	○	12,7	5,56	1,6	5,6			
	220516 AK			○	○	○	●	12,7	5,56	2,5	5,6			
	220530 AK			○	●	○	●	12,7	5,56	3,0	5,6			

●: Disponibile ○: A richiesta \* N.R.: Non ricoperto



# HA Inserti negativi

WNUMG-HA	Articolo	RICOPERTI					NR*	Dimensioni (mm)				Disegno	Utens. Applicab. CAT. B Pag. 101, 108 109, 116, 118	
		PC8110	PC5040	PD1000	H01+TiAlN	H01+TiN	H01	d	t	r	d1			
	WNUMG 060404 HA	●					●	9,525	4,76	0,4	3,81		MWLNR/L PWLNR/L A..DWLNR/L S..MWLNR/L	
	060408 HA						●	9,525	4,76	0,8	3,81			
	080404 HA				○			●	12,7	4,76	0,4			5,16
	080408 HA				●			●	12,7	4,76	0,8			5,16
	080412 HA								12,7	4,76	1,2			5,16

●: Disponibile ○: A richiesta \* N.R.: Non ricoperto



HA

**TAGLIENTE AMPIO, ALTO ANGOLO DI SPOGLIA**

- Eccellente controllo truciolo
- Effetto anti depositi sul filo tagliente
- Bassa resistenza al taglio

**DESIGN INNOVATIVO**

- Tagliente rinforzato
- Migliore evacuazione truciolo
- Effetto anti scheggiatura e rottura

**ROMPITRUCIOLO CON DOPPIO STEP**


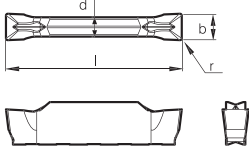

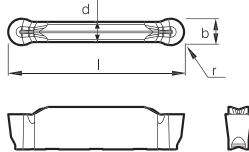

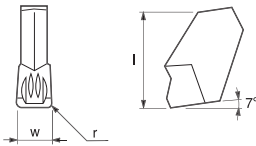

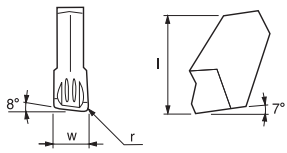
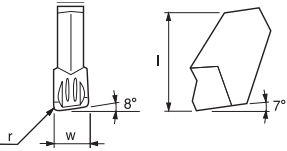
- Controllo del truciolo eccellente
- Bassa resistenza al taglio

**FILLO TAGLIENTE**

- Tagliente affilato per lavorazioni a bassa velocità
- Finitura superficie eccellente

Tornitura

## A Inserti Taglio e Gole

KGGN-A	Articolo	RICOPERTI					NR*	Dimensioni (mm)				Disegno	Utens. Applicab. CAT. D Pag. 74, 75 76, 77
		PC8110	PC5040	PD1000	H01+TiAlN	H01+TiN		H01	b	r	l		
	KGGN 200-02-A			○	○	○	●	2,0	0,2	20	1,7		KGEHR/L KGEVR/L KGEUR/L KGFVR/L KGFHR/L
	300-02-A			○	○	○	●	3,0	0,2	20	2,3		
	400-04-A			○	○	○	●	4,0	0,4	20	3,3		
	500-04-A			○	○	○	●	5,0	0,4	25	4,1		
	600-04-A			○	○	○	●	6,0	0,4	25	5,1		
KRGN-A	Articolo	RICOPERTI					NR*	Dimensioni (mm)				Disegno	Utens. Applicab. CAT. D Pag. 74, 75 76, 77
		PC8110	PC5040	PD1000	H01+TiAlN	H01+TiN		H01	b	r	l		
	KRGN 300-A			○	○	○	●	3,0	1,5	20	2,3		KGEHR/L KGEVR/L KGEUR/L KGFVR/L KGFHR/L
	400-A			○	○	○	●	4,0	2,0	20	3,3		
	500-A			○	○	○	●	5,0	2,5	25	4,1		
	600-A			○	○	○	●	6,0	3,0	25	5,1		
	800-A			○	○	○	○	8,0	4,0	30	6,1		
SP-A	Articolo	RICOPERTI					NR*	Dimensioni (mm)			Disegno	Utens. Applicab. CAT. D Pag. 85	
		PC8110	PC5040	PD1000	H01+TiAlN	H01+TiN		H01	w	l			r
	SP 200A			○	○	○	●	2,2	9,3	0,2		SPB-S	
	300A			○	○	○	●	3,1	11,4	0,2			
	400A			○	○	○	●	4,1	11,3	0,23			
SP-L-A/R-A	Articolo	RICOPERTI					NR*	Dimensioni (mm)			Disegno	Utens. Applicab. CAT. D Pag. 85	
		PC8110	PC5040	PD1000	H01+TiAlN	H01+TiN		H01	w	l			r
	SP 200-L-A			○	○	○	●	2,2	9,3	0,2		SPB-S	
	300-L-A			○	○	○	●	3,1	11,4	0,2			
	400-L-A			○	○	○	●	4,1	11,3	0,23			
	SP 200-R-A			○	○	○	●	2,2	9,3	0,2			
	300-R-A			○	○	○	●	3,1	11,4	0,2			
	400-R-A			○	○	○	●	4,1	11,3	0,23			

●: Disponibile ○: A richiesta \* N.R.: Non ricoperto





# La forza dei prodotti DINOX

Dine Inc - PCD di alta qualità e precisione

## PCD Series

- Miglior performance nella lavorazione di alluminio e materiali non ferrosi



Tornitura

## Caratteristiche Tecniche

### ● PCD

1. **PCD**= Diamante policristallino = Particelle di diamante sinterizzato
2. **Struttura:** composta da cristalli diamantati, additivo sinterizzato ad alta temperatura e pressione (1200, 50k atm)
3. **Grana:** Ultra-fine (0,5 µm) < Fine (10 µm) < particella grezza (più di 25 µm)

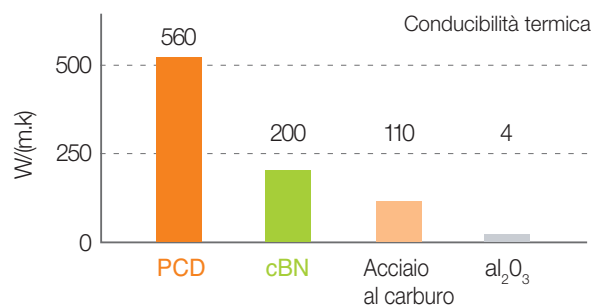
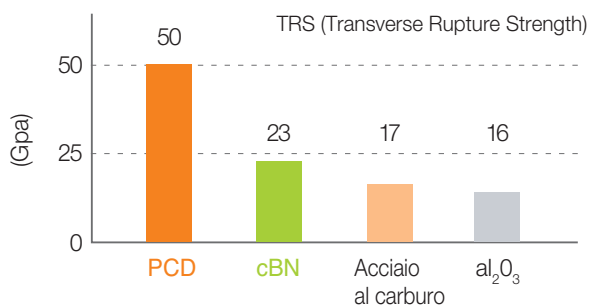


4. **Applicazione:** materiali non ferrosi, fibre di vetro, plastica rinforzata, leghe di alluminio.

### 5. Caratteristiche

- 1) Economico - la piccola punta PCD assicura una lunga durata dell'utensile, non è necessario riaffilare per cui la gestione dell'utensile risulta più economica.
- 2) Il rompitrucciolo, sopra la parte PCD, consente di controllare meglio il truciolo.

### ● PCD




### ● Confronto tra cBN e PCD

		cBN	PCD
Stabilità termica	Sotto condizioni di aria normale	Stabile fino a 1300 rpm	Ossidazione da 700 rpm
	In condizioni di vuoto	Stabile fino a 1500 rpm	Sabile fino a 1400 rpm
Utilizzo		Acciaio temprato e materiali duri	Materiali non ferrosi, fibre di vetro, plastica dura

## Dati tecnici

### PCD

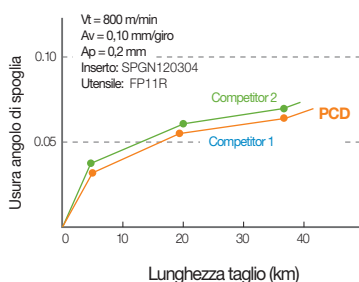
Materiale	Caratteristiche	Utilizzo	Misura grana (µm)	Grana	Durezza (Hv)	Resistenza alla rottura trasversale (kgf/mm <sup>2</sup> )
PCD	Materiale sinterizzato ad alta densità costituito da microparticelle di diamante miglior durezza e resistenza all'usura	Lavorazioni di materiali non ferrosi, lega carburo, composti ceramici sinterizzati. Trattamento superfici, gomma rinforzata, grafite, legno, minerali.	10		10.000 ~ 12.000	200

### Condizioni di taglio raccomandate

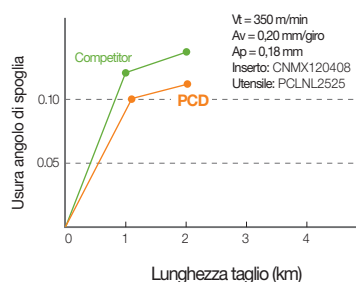
Materiale	Velocità di taglio	Avanzamento	Profondità di taglio (prima passata)
Lega di alluminio (4%~8%Si)	1.000~3.000	0,10~0,60	~3
Lega di alluminio (9%~14%Si)	600~2.500	0,10~0,50	
Lega di alluminio (15%~18%Si)	300~700	0,10~0,40	
Lega di rame	~1.000	0,05~0,20	~2
Plastica rinforzata		0,10~0,30	
Legno	~4.000	0,10~00,40	-
Carburo	10~30	~0,2	~0,5

### Test

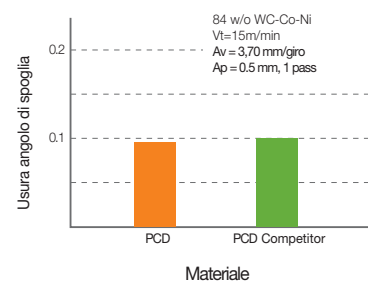
Taglio continuo  
(Materiale: Al-25% Si)



Taglio interrotto  
(Materiale: Al-20% Si)




Taglio continuo  
(Materiale: Al-25% Si)



## Dati tecnici

### PCD

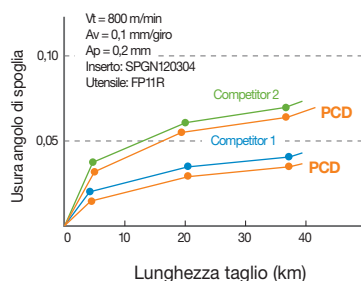
Materiale	Caratteristiche	Utilizzo	Misura grana (µm)	Grana	Durezza (Hv)	Resistenza alla rottura trasversale (kgf/mm²)
PCD	Materiale sinterizzato ad alta densità costituito da microparticelle di diamante miglior durezza e resistenza all'usura	lavorazioni di materiali non ferrosi , lega carburo, composti ceramici sinterizzati. Trattamento superfici, gomma rinforzata, graffite, legno, minerali.	10		10.000 ~ 12.000	200

### Condizioni di taglio raccomandate

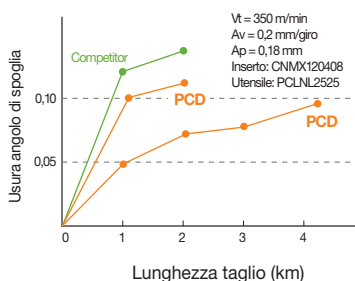
Materiale	Velocità di taglio	Avanzamento	Profondità di taglio (prima passata)
Lega di alluminio (4%~8%Si)	1.000~3.000	0,1~0,6	~3
Lega di alluminio (9%~14%Si)	600~2,500	0,1~0,5	
Lega di alluminio (15%~18%Si)	300~700	0,1~0,4	
Lega di rame	~1,000	0,05~0,2	~2
Plastica rinforzata		0,1~0,3	
Legno	~4.000	0,1~0,4	-
Carburo	10~30	~0,2	~0,5

### Test

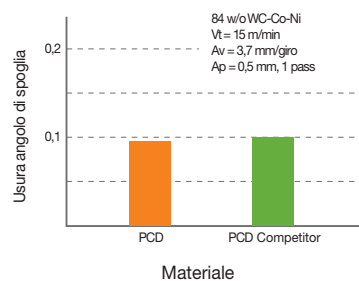
Taglio continuo  
(Materiale: Al-25% Si)




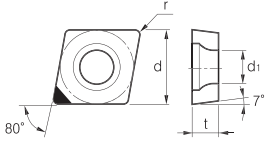
Taglio interrotto  
(Materiale: Al-20% Si)


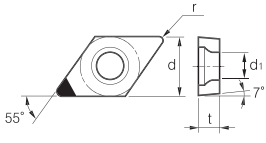



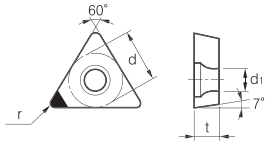
Taglio continuo  
(Materiale: Al-25% Si)


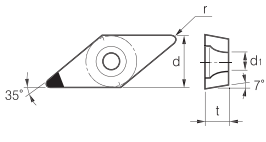


# PCD Tagliente Negativo

CCMW	Articolo	Grado	Dimensioni (mm)				Disegno	Utens. Applicab. CAT. B Pag. 114, 109 121, 127
		PCD	d	t	r	d1		
	CCMW 060204	●	6,35	2,38	0,4	2,8		SCLCR/L SCLCR/L FM S..SCLCR/L E..SCLCR/L
	09T304	●	9,525	3,97	0,4	4,4		
	09T308	●	9,525	3,97	0,8	4,4		
	120404	●	12,70	4,76	0,4	5,16		

DCMW	Articolo	Grado	Dimensioni (mm)				Disegno	Utens. Applicab. CAT. B Pag. 110, 114 121, 122, 125	
		PCD	d	t	r	d1			
	DCMW 070204	●	6,35	2,38	0,4	2,8		SDJCR/L SDNCN S..SDQCR/L S..SDUCR/L E..SDUCR/L SDJCR/L FM	
	11T304	●	9,525	3,97	0,4	4,4			
	11T308	●	9,525	3,97	0,8	4,4			

TCMW	Articolo	Grado	Dimensioni (mm)				Disegno	Utens. Applicab. CAT. B Pag. 111, 112 123, 125	
		PCD	d	t	r	d1			
	TCMW 110204	●	6,35	2,38	0,4	2,8		STGCR/L STFCR/L S..STFCR/L E..STFCR/L	
	16T304	●	9,525	3,97	0,4	4,4			
	16T308	●	9,525	3,97	0,8	4,4			


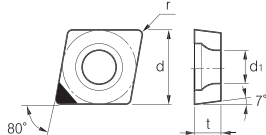
VCMW	Articolo	Grado	Dimensioni (mm)				Disegno	Utens. Applicab. CAT. B Pag. 112, 113 123, 124	
		PCD	d	t	r	d1			
	VCMW 110204	●	9,525	4,76	0,4	4,4		SVJCR/L SVCN S..SVQCR/L S..SVUCR/L	

●: Disponibile ○: A richiesta


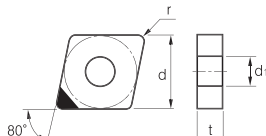





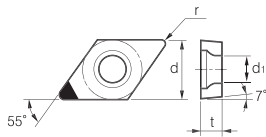
## PCD Tagliente Positivo

CCMT	Articolo	Grado	Dimensioni (mm)				Disegno	Utens. Applicab. CAT. B Pag. 114, 109 121, 127
		PCD	d	t	r	d1		
	CCMT 060202	●	6,35	2,38	0,2	2,8		SCLCR/L SCLCR/L FM S..SCLCR/L E..SCLCR/L
	060204	●	6,35	2,38	0,4	2,8		
	060208	○	6,35	2,38	0,8	2,8		
	09T304	●	9,525	3,97	0,4	4,4		
	09T308	○	9,525	3,97	0,8	4,4		


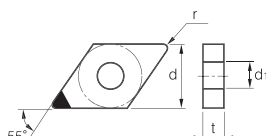
  

CNMX	Articolo	Grado	Dimensioni (mm)				Disegno	Utens. Applicab. CAT. B Pag. 97, 103 115, 119
		PCD	d	t	r	d1		
	CNMX 120404	●	12,7	4,76	0,4	5,16		DCLNR/L DCKNR/L DCBNR/L PCLNR/L PCBNR/L PCKNR/L
	120408	●	12,7	4,76	0,8	5,16		
	120412	●	12,7	4,76	1,2	5,16		


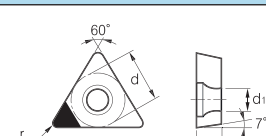
  

DCMT	Articolo	Grado	Dimensioni (mm)				Disegno	Utens. Applicab. CAT. B Pag. 110, 114 121, 122, 125
		PCD	d	t	r	d1		
	DCMT 070202	○	6,35	2,38	0,2	2,8		SDJCR/L SDNCN S..SDQCR/L S..SDUCR/L E..SDUCR/L SDJCR/L FM
	070204	●	6,35	2,38	0,4	2,8		
	11T302	●	9,525	3,97	0,2	4,4		
	11T304	●	9,525	3,97	0,4	4,4		
	11T308	○	9,525	3,97	0,8	4,4		


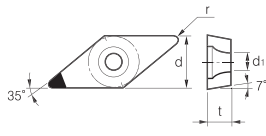
  

DNMX	Articolo	Grado	Dimensioni (mm)				Disegno	Utens. Applicab. CAT. B Pag. 98, 104 119, 115
		PCD	d	t	r	d1		
	DNMX 50404	●	12,7	4,76	0,4	5,16		DDJNR/L PDJNR/L PDNNR/L A..DDUNR/L S..PDUNR/L
	150408	●	12,7	4,76	0,8	5,16		
	150412	○	12,7	4,76	1,2	5,16		

TCMT	Articolo	Grado	Dimensioni (mm)				Disegno	Utens. Applicab. CAT. B Pag. 111, 112 123, 125
		PCD	d	t	r	d1		
	TCMT 090201	○	5,56	2,38	0,1	2,5		STGCR/L STFCR/L S..STFCR/L E..STFCR/L
	090202	○	5,56	2,38	0,2	2,5		
	090204	●	5,56	2,38	0,4	2,5		
	110201	○	6,35	2,38	0,1	2,8		
	110202	○	6,35	2,38	0,2	2,8		
	110204	●	6,35	2,38	0,4	2,8		

VCMT	Articolo	Grado	Dimensioni (mm)				Disegno	Utens. Applicab. CAT. B Pag. 112, 113 123, 124
		PCD	d	t	r	d1		
	VCMT 110302	○	6,35	3,18	0,2	2,8		SVJCR/L SWCN S..SVQCR/L S..SVUCR/L
	110304	●	6,35	3,18	0,4	2,8		
	110308	○	6,35	3,18	0,8	2,8		
	160404	○	9,525	4,76	0,4	4,4		
	160408	●	9,525	4,76	0,8	4,4		
	160412	○	9,525	4,76	1,2	4,4		

●: Disponibile ○: A richiesta

The logo for DINE, featuring a stylized 'D' icon followed by the word 'DINE' in a bold, sans-serif font.

# La forza dei prodotti DINOX

Dine Inc - cBN di alta qualità e precisione

## cBN Series

- Per tornitura di acciaio,  
ghisa e materiali temprati



Tornitura

## Dati tecnici

### ● Vantaggi

I cBN **KORLOY** hanno un'eccellente durezza e resistenza termica. Sinterizzato ad elevata pressione e temperatura dopo l'aggiunta di materiale principale cBN, una speciale lega ceramica. Eccellente solidità e resistenza all'usura che lo rende ottimale per ghisa e acciaio temperato. La scelta migliore per aumentare la produttività.



#### Precisione elevata

#### Resistenza all'usura



Retificato



Mono tagliente



Multi tagliente



Multi tagliente ricoperto

### ● cBN

#### Multi tagliente ricoperto



2NU-CNMA120408

- Rivestimento speciale PVD
- Forte superficie saldata
- Eccellente durata

#### Mono tagliente



NU-CNMA120408

- Gestione semplice
- Lavorazione stabile su superfici con saldature
- Possibilità di riaffilatura

#### Multi tagliente



4NU-CNGA120408

- Applicazioni multiple in tagli continui
- Prezzo e tagliente economico

#### Mono tagliente





CNMA120408

- Vita utensile stabile
- Eccellente resistenza all'usura e durezza












## Dati tecnici

### ● Utilizzo e caratteristiche strutturali

Struttura	Aspetto	% cBN	Durezza	Grado	Utilizzo	Caratteristiche
Leghe di particelle cBN		Alta ↑	44 ↑	KB370	Leghe di carburo Ghisa temprata	<ul style="list-style-type: none"> <li>Alta percentuale di particelle di cBN, aumenta la durezza</li> <li>Grandi risultati in tagli di materiali molto duri come ghisa, leghe molto resistenti e lega di carburo</li> </ul>
Materiale principale è composto da particelle cBN più legate		Bassa ↓	21 ↓		KB1000 KB320 KB2000 KB335 KB410 DNC250 DNC350	Leghe di acciai Cuscinetti in acciaio, Ghisa duttile, stampi in acciaio






### ● Caratteristiche

Categoria	Grado	Struttura	Lega	% cBN	Misura Grani (µm)	Durezza (Gpa)	TRS
<b>Ricoperto</b>	DNC250		TiC	65 - 70	6	32 - 34	1,00 - 1,10
	DNC350		TiN	60 - 65	1	33 - 35	1,20 - 1,30
	DNC400		TiN	65	2 - 4	27 - 29	1,00 - 1,10
<b>H</b> Acciaio trattato a caldo e sinterizzato	KB410		TiCN	40 - 45	3	27 - 31	0,80 - 0,90
	KB1000		TiCN	40 - 45	1	27 - 31	0,90 - 1,00
	KB320		TiN	50 - 55	2	31 - 34	1,00 - 1,10
	KB2000		TiN	50 - 55	2	31 - 34	1,05 - 1,15
	KB335		TiN	60 - 65	1	33 - 35	1,20 - 1,30
<b>K</b> Ghisa	KB370		CO composto	90 - 95	2	40 - 43	1,20 - 1,30



## Dati tecnici

### ● Caratteristiche e parametri del cBN nella lavorazione degli acciai


Materiale			Colore inserto	Impiego	Condizioni di taglio					avanzamento	Profondità di taglio ap	
Categoria	Stato copertura	Nome			Velocità di taglio vc							
			0 50 100 150 200 250									
 <p>Acciaio trattato a caldo e sinterizzato</p>	Ricoperto	DNC250	 Giallo	Per tagli continui ad alta velocità	120				220	0,05 - 0,30	0,05 - 0,3	
		DNC350	 Nero	Per media lavorazione e tagli interrotti	90				150	0,05 - 0,30	0,05 - 0,25	
		DNC400	 Giallo	Per tagli continui e interrotti	90				220	0,05 - 0,30	0,05 - 0,5	
	Non ricoperto	KB410		Per tagli continui ad alta velocità		150			200	0,03 - 0,13	0,03 - 0,2	
		KB1000		Per tagli continui ad alta velocità		130				250	0,03 - 0,15	0,03 - 0,2
		KB320	 Grigio	Per piccoli tagli interrotti	80			120		0,03 - 0,20	0,03 - 0,3	
		KB2000		Per medi tagli interrotti	80				200	0,03 - 0,20	0,03 - 0,3	
		KB335		Per tagli fortemente interrotti	80			110		0,03 - 0,20	0,03 - 0,3	

### ● Caratteristiche e parametri del cBN nella lavorazione della ghisa

Uso	Materiale	Grado	Condizioni di taglio					Avanzamento	ap	
			Velocità di taglio vc							
			100	500	1000	1500	2000			
Lavorazioni lineari	Ghisa grigia	KB370		500				2000	0,10 ~ 0,50	≤1,0
	Lega	KB370	200			800		0,10 ~ 0,40	≤0,5	
	Duttile	KB370	80			200		0,10 ~ 0,40	≤0,5	
		KB410	250			500		0,10 ~ 0,20	≤0,2	
Fresatura	Ghisa grigia	KB370		800				2000	0,10 ~ 0,50	≤0,5



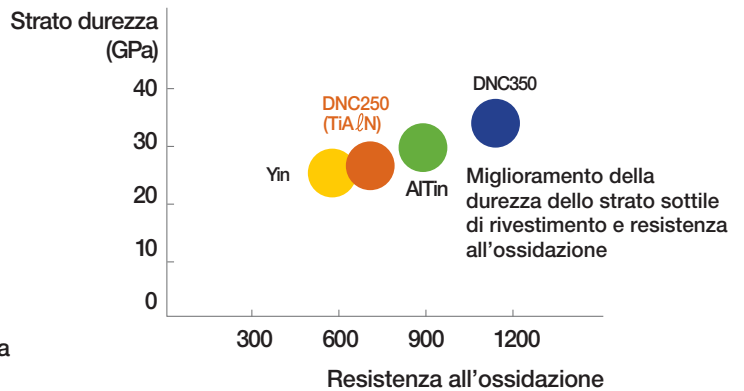

# DNC 250 caratteristiche tecniche




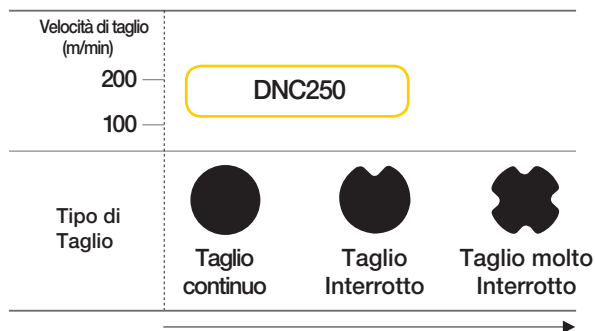
1. Applicato nuovo concetto di rivestimento PVD
2. Miglioramento della durezza dello strato sottile di rivestimento
3. Migliorata la resistenza all'usura

## ● Caratteristiche prodotto

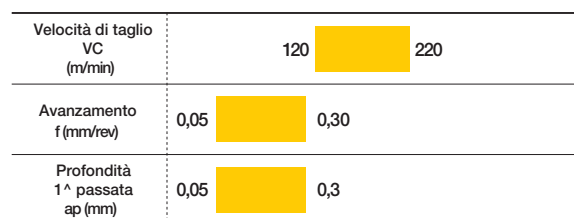
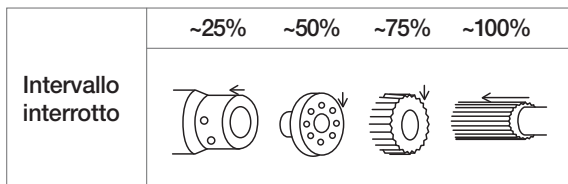
- Vite 2 volte più lunga del precedente cBN
- Grazie al multitaglienti si risparmia in termini di costo




## ● Area di applicazione



## ● Condizioni di taglio consigliate



## New DNC 350 caratteristiche tecniche

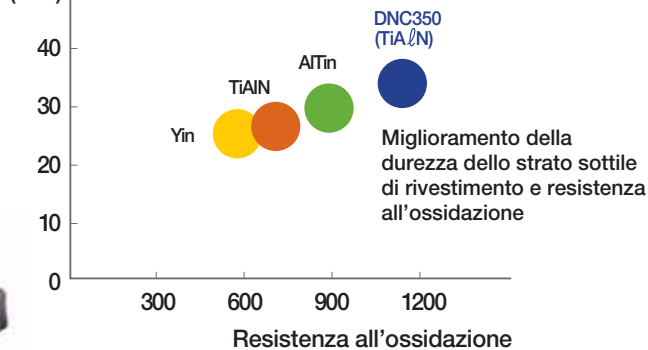


1. Nuovo rivestimento sottile in PVD con elevata durezza e resistenza all'ossidazione
2. Materiale di base con particelle cBN ad elevata tenacità
3. Migliorata resistenza alla scheggiatura, alla rottura e all'usura

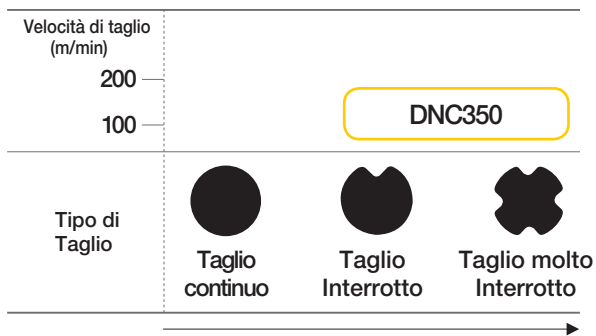
### ● Caratteristiche prodotto

- Nuovo grado cBN rivestito, per tagli interrotti
- Resistenza alla scheggiatura, alla rottura e all'usura
- Eccellente durata del tagliente, elevata produttività nel taglio interrotto
- Nuovo rivestimento PVD con elevata durezza e resistenza all'ossidazione
- Notevolmente migliorata la resistenza alla scheggiatura, alla rottura e all'usura

Strato durezza (GPa)



### ● Area di applicazione




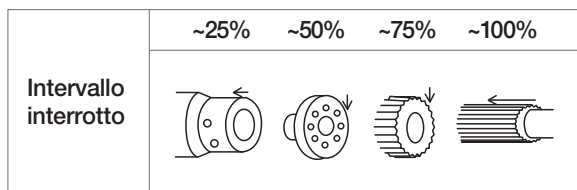
### ● Il nuovo rivestimento conferisce:

- Ottima resistenza all'usura e all'ossidazione
- Migliorata resistenza all'urto e alla scheggiatura

### ● Il nuovo substrato di cBN conferisce:

- Ottima resistenza all'usura e alla scheggiatura

### ● Condizioni di taglio consigliate



# New DNC 400 caratteristiche tecniche

## ● Caratteristiche

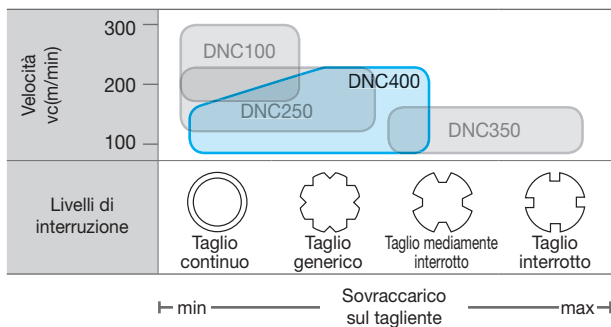
- Indicato per la lavorazione di acciai trattati termicamente con taglio continuo e mediamente interrotto
- Durata utensile aumentata
- Indicato per uso generico

## ● Caratteristiche cBN tipo solido

- Produttività aumentata in alta velocità e con alte profondità di taglio
- Ideale per asportare strati cementati e saldati
- Saldatura più stabile grazie alla tripla saldo-brasatura
- Prestazione eccellente con varie profondità di taglio



## ● Gamma di applicazione



## ● Parametri raccomandati


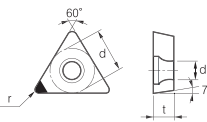
Avanzamento (mm/giro)	DNC400	0,05		0,30
	DNC350	0,05		0,30
	DNC250	0,05		0,30
Profondità di taglio (mm)	DNC400	0,05		0,5
	DNC350	0,05		0,3
	DNC250	0,05		0,3




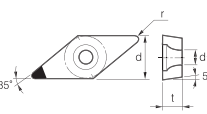


cBN


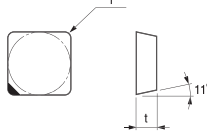
Mono -Tagliente Mono-Uso

TCMW	Articolo	Non ricoperti						Ric.			Dimensioni (mm)				Disegno	Utens. Applicab. CAT. B Pag. 111, 112 123, 125
		KB320	KB335	KB370	KB410	KB1000	KB2000	DNC250	DNC350	DNC400	d	t	r	d1		
	TCMW 090204 OU	●									5,56	2,38	0,4	2,5		STGCR/L STFCR/L S..STFCR/L E..STFCR/L
	110204 OU	●									6,35	2,38	0,4	2,8		
	110208 OU	●									6,35	3,97	0,8	2,8		
	16T304 OU	●									9,525	3,97	0,4	4,4		
	16T308 OU	●									9,525	3,97	0,8	4,4		


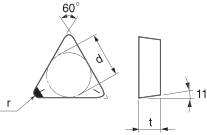
  

VBMW	Articolo	Non ricoperti						Ric.			Dimensioni (mm)				Disegno	Utens. Applicab. CAT. B Pag. 112, 113 123, 124
		KB320	KB335	KB370	KB410	KB1000	KB2000	DNC250	DNC350	DNC400	d	t	r	d1		
	VBMW 160404 OU	●									9,525	4,76	0,4	4,4		SVJBR/L SVVBN S..SVQBR/L S..SVUBR/L
	160408 OU	●									9,525	4,76	0,8	4,4		


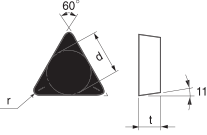
  

SPGN	Articolo	Non ricoperti						Ric.			Dimensioni (mm)				Disegno	Utensili Applicabili
		KB320	KB335	KB370	KB410	KB1000	KB2000	DNC250	DNC350	DNC400	d	t	r	d1		
	SPGN 120304 OU	●									9,525	4,76	0,4	4,4		
	120308 OU	●									9,525	4,76	0,8	4,4		

TPGN	Articolo	Non ricoperti						Ric.			Dimensioni (mm)				Disegno	Utens. Applicab. CAT. B Pag. 102, 117
		KB320	KB335	KB370	KB410	KB1000	KB2000	DNC250	DNC350	DNC400	d	t	r	d1		
	TPGN 110304 OU	○									6,35	3,18	0,4	-		CTGPR/L CTFPR/L S..CTFPR/L
	110308 OU	●									6,35	3,18	0,8	-		
	160304 OU	●									9,525	3,18	0,4	-		
	160308 OU	●									9,525	3,18	0,8	-		

TBGN	Articolo	Non ricoperti						Ric.			Dimensioni (mm)				Disegno	Utensili Applicabili
		KB320	KB335	KB370	KB410	KB1000	KB2000	DNC250	DNC350	DNC400	d	t	r	d1		
	TBGN 060104-B	●									3,97	1,59	0,4	-		


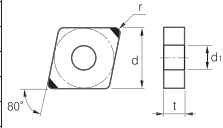
●: Disponibile ○: A richiesta




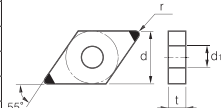
Tornitura




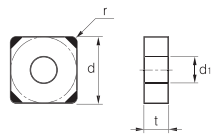
## cBN Multi-Tagliente Mono-Uso

CNGA	Articolo	Non ricoperti					Ric.			Dimensioni (mm)				Disegno	Utens. Applicab. CAT. B Pag. 97, 103 115, 119	
		KB320	KB335	KB370	KB410	KB1000	KB2000	DNC250	DNC350	DNC400	d	t	r			d1
	4NU-CNGA 120404						●				12,7	4,76	0,4	5,16		DCLNR/L
	120408	●	●	●			●	●	●		12,7	4,76	0,8	5,16		DCKNR/L
	120412	●	●						●		12,7	4,76	1,2	5,16		DCBNR/L
															PCLNR/L	
															PCBNR/L	
															PCKNR/L	
															PCLNR/L	


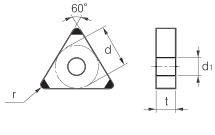
  

DNGA	Articolo	Non ricoperti					Ric.			Dimensioni (mm)				Disegno	Utens. Applicab. CAT. B Pag. 98, 104 119, 115	
		KB320	KB335	KB370	KB410	KB1000	KB2000	DNC250	DNC350	DNC400	d	t	r			d1
	4NU-DNGA 150604	●					●				12,7	6,35	0,4	5,16		DDJNR/L
	150608	●	●				●	●	●		12,7	6,35	0,8	5,16		PDJNR/L
															PDNNR/L	
															A..DDUNR/L	
															S..PDUNR/L	


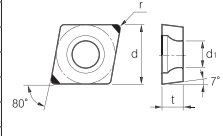
  

SNGA	Articolo	Non ricoperti					Ric.			Dimensioni (mm)				Disegno	Utens. Applicab. CAT. B Pag. 99, 105, 106 107, 115, 120	
		KB320	KB335	KB370	KB410	KB1000	KB2000	DNC250	DNC350	DNC400	d	t	r			d1
	4NU-SNGA 120408	●		●			●	●	●	●	12,7	4,76	0,8	5,16		DSBNR/L
																DSDNN
															DSKNR/L	
															DSSNR/L	
															PSBNR/L	
															PSSNR/L	
															PSDNN	

TNGA	Articolo	Non ricoperti					Ric.			Dimensioni (mm)				Disegno	Utens. Applicab. CAT. B Pag. 100, 107, 108 109, 116, 120, 118	
		KB320	KB335	KB370	KB410	KB1000	KB2000	DNC250	DNC350	DNC400	d	t	r			d1
	6NU-TNGA 160404						●	●	●	●	9,525	4,76	0,4	3,81		DTFNR/L
	160408		●	●			●	●	●	●	9,525	4,76	0,8	3,81		DTGNR/L
															PTGNR/L	
															PTFNR/L	
															PTTNR/L	
															MTJNR/L	
															A..DTFNR/L	


CCGW	Articolo	Non ricoperti					Ric.			Dimensioni (mm)				Disegno	Utens. Applicab. CAT. B Pag. 114, 109 121, 127	
		KB320	KB335	KB370	KB410	KB1000	KB2000	DNC250	DNC350	DNC400	d	t	r			d1
	2NU-CCGW 09T304	●					●	●			9,525	3,97	0,4	4,44		SCLCR/L
	09T308	●					●	●			9,525	3,97	0,8	4,44		SCLCR/L FM
															S..SCLCR/L	
															E..SCLCR/L	

●: Disponibile ○: A richiesta

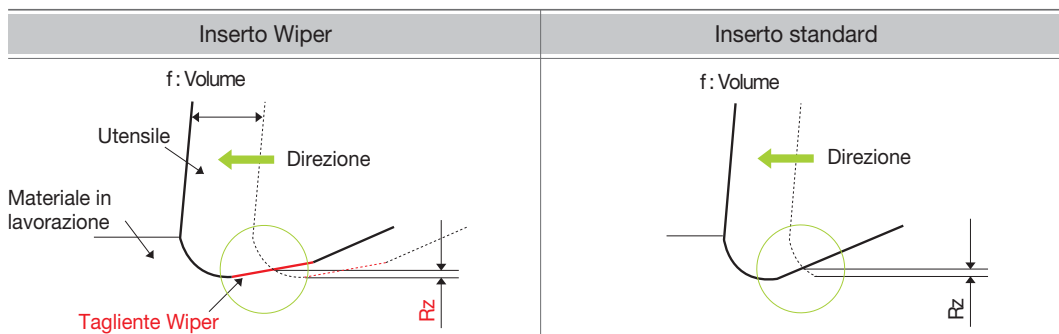


## Tipo Wiper caratteristiche tecniche

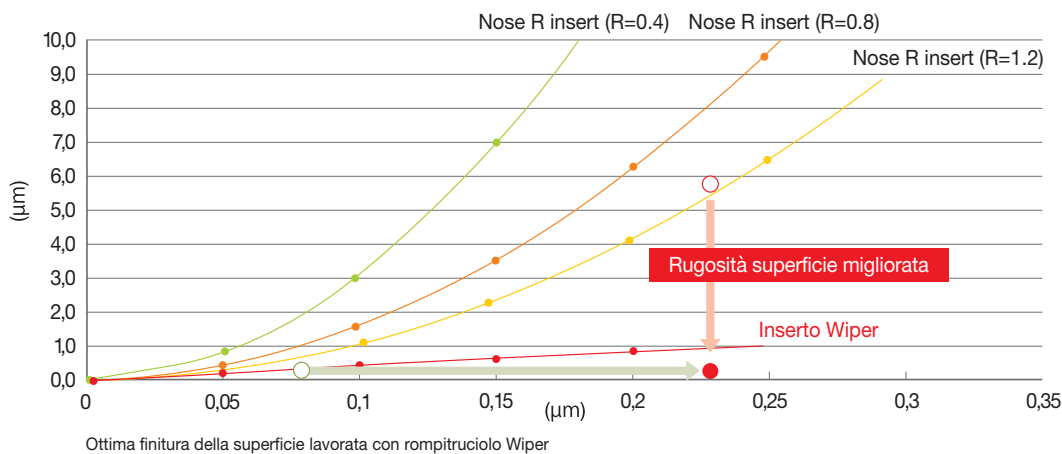
### ● Forma



### ● Caratteristiche e performance dell'inserto WIPER



### ● Superficie WIPER dell'inserto



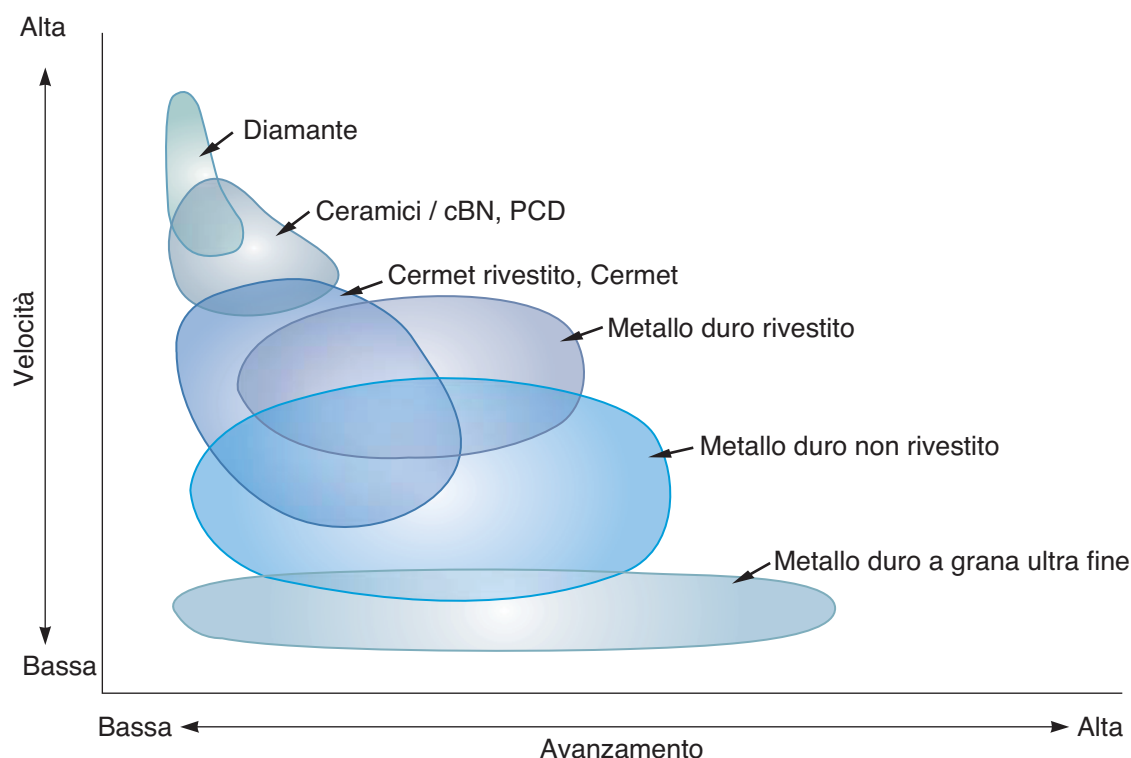
## cBN Multi-Tagliente Tipo Wiper Mono-Usa

CNGA	Articolo	Grado	Dimensioni (mm)				Disegno	Utens. Applicab. CAT. B Pag. 97, 103 115, 119
		DNC250	d	t	r	d1		
	4NU-CNGA 20404	○	12,7	4,76	0,4	5,16		DCLNR/L DCKNR/L DCBNR/L PCLNR/L PCBNR/L PCKNR/L PCLNR/L
	120408	●	12,7	4,76	0,8	5,16		
	120412	●	12,7	4,76	1,2	5,16		

# Inserti Ceramici



## Gamma di applicazione


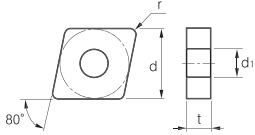

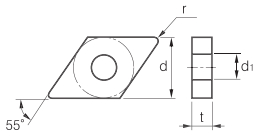

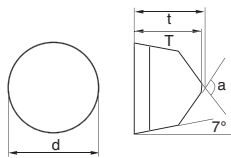

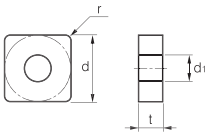

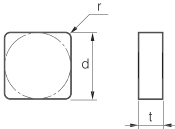


## ● Condizioni di taglio raccomandate

Grado	Materiale		Tipo di lavorazione	Velocità (m/min)	Avanzamenti (mm/ giro)	Profondità di taglio (mm)
BT100 BT300	Ghisa	Ghisa grigia	Sgrossatura	150 ~ 800	0,20 ~ 0,50	3 ~ 6
		Ghisa malleabile	Finitura	200 ~ 1200	0,30 ~ 0,50	0,1 ~ 0,5
		Ghisa duttile				
	Acciai	Ghisa fusa in conchiglia	Sgrossatura	30 ~ 100	0,10 ~ 0,20	0,5 ~ 1,5
			Finitura	50 ~ 200	0,05 ~ 0,15	0,1 ~ 0,5
		Acciai al carbonio	Sgrossatura	150 ~ 400	0,20 ~ 0,50	2 ~ 5
	Acciai legati	Finitura	200 ~ 800	0,05 ~ 0,20	0,1 ~ 0,5	
	Acciai per cuscinetti					
	Acciai duri (H <sub>R</sub> C 45 ≥)	Sgrossatura	20 ~ 100	0,10 ~ 0,20	0,5 ~ 1,5	
BN26 BN300	Ghisa		Finitura	40 ~ 200	0,05 ~ 0,50	0,1 ~ 0,5
		Ghisa grigia	Sgrossatura	150 ~ 1100	0,30 ~ 0,80	< 5
		Ghisa malleabile	Finitura	250 ~ 1200	0,15 ~ 0,40	< 1
		Ghisa duttile				
		Ghisa fusa in conchiglia	Sgrossatura	20 ~ 100	1,00 ~ 2,00	<5
			Finitura	60 ~ 200	0,50 ~ 1,00	<1


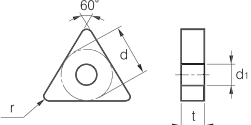



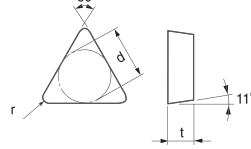
# Ceramici


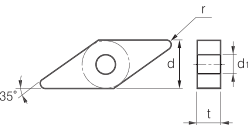
CNGA	Articolo	Grado				Dimensioni (mm)				Disegno	Utens. Applicab. CAT. B Pag. 97, 103 115, 119
		BT100	BT300	BN26	BN300	d	t	r	d1		
	CNGA 120408 T2	●	●	●	●	12,7	4,76	0,8	5,16		DCLNR/L DCKNR/L DCBNR/L PCLNR/L PCBNR/L PCKNR/L PCLNR/L
	120412 T2	●	●	●	●	12,7	4,76	1,2	5,16		
DNGA	Articolo	Grado				Dimensioni (mm)				Disegno	Utens. Applicab. CAT. B Pag. 98, 104 119, 115
		BT100	BT300	BN26	BN300	d	t	r	d1		
	DNGA 150608 T2	●			●	12,7	6,35	0,8	5,16		DDJNR/L PDJNR/L PDNNR/L A..DDUNR/L S..PDUNR/L
	150612 T2	●			●	12,7	6,35	1,2	5,16		
	150616 T2			●		12,7	6,35	1,6	5,16		
RCGX	Articolo	Grado				Dimensioni (mm)				Disegno	Utensili Applicabili
		BT100	BT300	BN26	BN300	d	t	r	d1		
	RCGX 090700 T2	●				9,52	7,94	-	-		
	120700 T2	●				12,7	7,94	-	-		
SNGA	Articolo	Grado				Dimensioni (mm)				Disegno	Utens. Applicab. CAT. B Pag. 99, 105, 106 107, 115, 120
		BT100	BT300	BN26	BN300	d	t	r	d1		
	SNGA 120408 T2	●	●			12,7	4,76	0,8	5,16		DSBNR/L DSDNN DSKNR/L DSSNR/L PSBNR/L PSSNR/L PSDNN
SNGN	Articolo	Grado				Dimensioni (mm)				Disegno	Utensili Applicabili
		BT100	BT300	BN26	BN300	d	t	r	d1		
	SNGN 120408 T2	●			●	12,7	4,76	0,8	-		
	120412 T2	●			●	12,7	4,76	1,2	-		
	120416 T2			●		12,7	4,76	1,6	-		


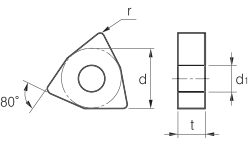
●: Disponibile ○: A richiesta

## Ceramici


TNGA	Articolo	Grado				Dimensioni (mm)				Disegno	Utens. Applicab. CAT. B Pag. 100, 107, 108 109, 116, 120, 118
		BT100	BT300	BN26	BN300	d	t	r	d1		
	TNGA 160408 T2	●	●			9,525	4,76	0,8	3,81		DTFNR/L DTGNR/L PTGNR/L PTFNR/L PTTNR/L MTJNR/L A..DTFNR/L

TPGN	Articolo	Grado				Dimensioni (mm)				Disegno	Utens. Applicab. CAT. B Pag. 102, 117
		BT100	BT300	BN26	BN300	d	t	r	d1		
	TPGN 160304 T2	●				9,525	3,18	0,4	-		CTGPR/L CTFPR/L S..CTFPR/L
	160308 T2	●		●		9,525	3,18	0,8	-		

VNGA	Articolo	Grado				Dimensioni (mm)				Disegno	Utens. Applicab. CAT. B Pag. 100, 101
		BT100	BT300	BN26	BN300	d	t	r	d1		
	VNGA 160408 T2	●				9,525	4,76	0,8	3,81		DJUNR/L DUUNN


WNGA	Articolo	Grado				Dimensioni (mm)				Disegno	Utens. Applicab. CAT. B Pag. 101, 108 109, 116, 118
		BT100	BT300	BN26	BN300	d	t	r	d1		
	WNGA 080408 T2	●				12,7	4,76	0,8	5,16		MWLNR/L PWLNR/L A..DWLNR/L S..MWLNR/L
	080412 T2					12,7	4,76	1,2	5,16		

●: Disponibile ○: A richiesta



# B

## Gamma dei Portainseriti



## Panoramica utensili

Lavorazione										
Descrizione	CKJNR/L	CTFPR/L	CTGPR/L	PCBNR/L	PCLNR/L	PCKNR/L	PDJNR/L	PDDNR/L	PRDCN	PRGCR/L
Angolo	93°	90°	90°	75°	95°	75°	93°	63°	-	-
Inserto	KNUX..	TP..	TP..	CN..	CN..	CN..	DN..	DN..	RCMX..	RCMX..
Pag.	B102	B102	B102	B103	B103	B103	B104	B104	B104	B105

Lavorazione										
Descrizione	PSBNR/L	PSDNN	PSKNR/L	PSSNR/L	PTFNR/L	PTGNR/L	PTTNR/L	PWLNR/L	MTJNR/L	MWLNR/L
Angolo	75°	45°	75°	45°	90°	75°	60°	95°	93°	95°
Inserto	SN..	SN..	SN..	SN..	CN..	CN..	TN..	WN..	TN..	WN..
Pag.	B105	B106	B106	B107	B107	B107	B108	B108	B109	B109

Lavorazione										
Descrizione	SCLCR/L	SDJCR/L	SDNCN	SRDCN	SRSCR/L	SSDCR/L	STFCR/L	STGCR/L	SVJBR/L	SVJCR/L
Angolo	95°	93°	75°	-	-	45°	90°	90°	93°	93°
Inserto	CC..	DC..	DC..	RCGT..	RCGT..	SC..	TC..	TC..	VB..	VC..
Pag.	B109	B110	B110	B110	B111	B111	B111	B112	B112	B112

Lavorazione		
Descrizione	SVVBN	SVVCN
Angolo	72,5°	72,5°
Inserto	VB..	VC..
Pag.	B113	B113

Lavorazione			
Descrizione	SCLCR/L FM	SDJCR/L FM	SDJCR/L FM
Angolo	95°	93°	93°
Inserto	CC..	DC..	VC..
Pag.	B114	B114	B114

**Per fantina mobile**

## Sistema Double Clamp

*New*

Forma di taglio										
Descrizione	DCBNR/L	DCKNR/L	DCLNR/L	DDJNR/L	DSBNR/L	DSDNN	DSKNR/L	DSSNR/L	DTFNR/L	DTGNR/L
Angolo	75°	75°	95°	93°	75°	45°	75°	45°	90°	90°
Inserto	CN..	CN..	CN..	DN..	SN..	SN..	SN..	SN..	TN..	TN..
Pag.	B97	B97	B97	B98	B98	B99	B99	B99	B100	B100

Tornitura

Sistema Double Clamp



Forma di taglio			
Descrizione	DVJNR/L	DVVNN	DWLNR
Angolo	93°	72.5°	95°
Inserto	VN..	VN..	WN..
Pag.	B100	B101	B101

Panoramica utensili per interni

Sistema Double Clamp per interni	Forma di taglio					
	Descrizione	DCLNR/L	DDUNR/L	DSKNR/L	DTFNR/L	DWLNR/L
	Angolo	95°	93°	75°	90°	95°
	Inserto	CN..	DN..	SN..	TN..	WN..
	Pag.	B115	B115	B115	B116	B116

Lavorazione										
Descrizione	S..CKUNR/L	S..CTFPR/L	S..MTFNR/L	S..MWLNR/L	S..PCKNR/L	S..PCLNR/L	S..PDUNR/L	S..PSKNR/L	S..PTFNR/L	S..SCLCR/L
Angolo	93°	90°	91°	95°	75°	95°	93°	75°	90°	95°
Inserto	KNUX...	TP...	TN...	WN...	CN...	CN...	DN...	SN...	TN...	CC...
Pag.	B117	B117	B118	B118	B119	B119	B119	B120	B120	B121

Lavorazione										
Descrizione	S..SDQCR/L	S..SDUCR/L	S..SSKCR/L	S..SSSCR/L	S..STFCR/L	S..SVQBR/L	S..SVQCR/L	S..SVUBR/L	S..SVUCR/L	S..SWUCR/L
Angolo	108°	93°	75°	45°	90°	108°	108°	93°	93°	93°
Inserto	DC...	DC...	SC...	SC...	TC...	VB...	VC...	VB...	VC...	WC...
Pag.	B121	B122	B122	B122	B123	B123	B123	B124	B124	B124

Panoramica utensili con stelo in Metallo Duro

Lavorazione										
Descrizione	E..SCLCR/L	E..SDUCR/L	E..STFCR/L	E..SWUCR/L						
Angolo	95°	93°	91°	93°						
Inserto	CC...	DC...	TC...	WCGT...						
Pag.	B125	B125	B125	B126						



Tornitura

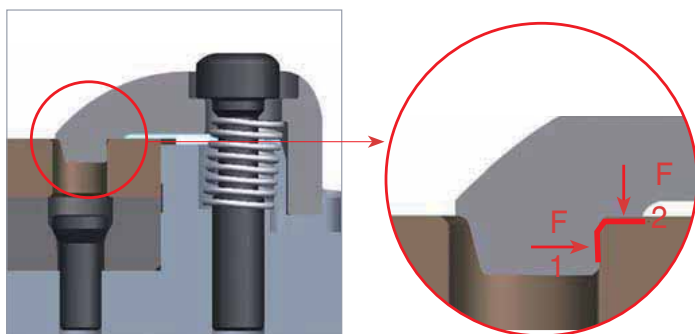
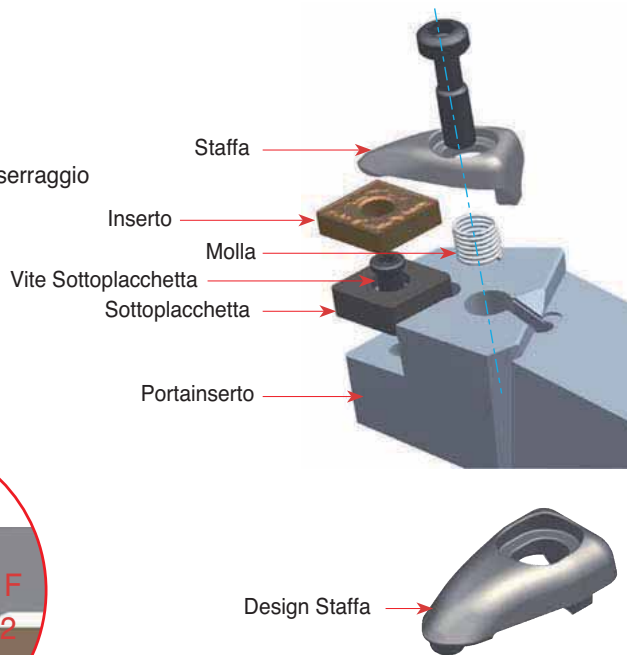


## Sistema DOUBLE CLAMP

### Serraggio stabile col sistema DOUBLE CLAMP

#### ● Caratteristiche:

- Sistema di serraggio semplice e robusto grazie ad una singola vite di serraggio
- Il sistema DOUBLE CLAMP è indicato anche per lavorazioni con condizioni di taglio molto difficili
- Il portainseriti offre precisione grazie al design particolare del retro della staffa.
- Design compatto e ottimizzato per evitare interferenze del truciolo con la staffa



#### ● Serraggio stabile

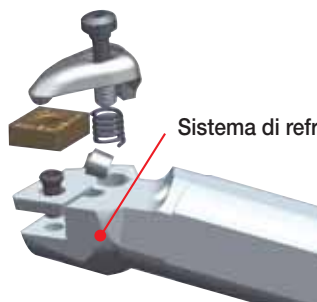


- I due sistemi di serraggio bloccano l'inserto sia alla base che ai lati



#### Caratteristiche Tecniche

Grazie alla maggior stabilità di lavorazione migliora la durata dell'utensile e grazie al sistema di lubrificazione regolabile migliora la finitura della superficie lavorata.



Sistema di refrigerante regolabile

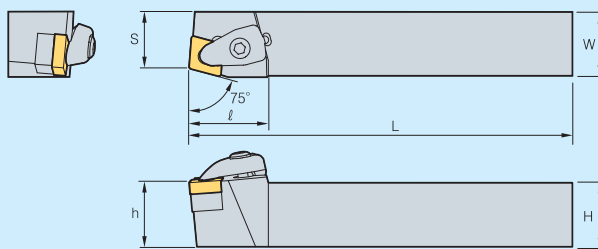


Tornitura

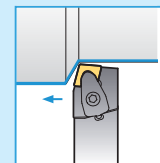
## DCBNR/L



CN..



75°



In Figura: Utensile Destro

(mm)

Articolo	Stock		H	W	L	S	h	l	Ricambi	Staffa	Vite Staffa	Sede	Vite	Molle		
	R	L														
DCBNR/L 2020-K12	●	●	20	20	125	17	20	31	CN.. 1204..	CVH4	CHX0518	SC44V	FTKA0410	SPR0714		
2525-M12	●	●	25	25	150	22	25	31								
3225-P12	●	●	32	25	170	22	32	31	CN.. 1606..	CVH5	CHX0622	SC54V	FTNA0511	SPR0811		
2525-M16	○	○	25	25	150	22	25	36								
3232-P16	○	○	32	32	170	27	32	36	CN.. 1906..	CVH6	CHX0622	SV63V	FTNA0511	SPR0811		
3232-P19	○	○	32	32	170	27	32	40								
4040-S19	○	○	40	40	250	35	40	40								


Inserto applicabile CAT. B Pag. 18,24,68,76,84,86,88,91

●: Disponibile ○: A richiesta ◆: Disponibile in 48 ore

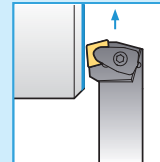
## DCKNR/L



CN..



75°



In Figura: Utensile Destro

(mm)

Articolo	Stock		H	W	L	S	h	l	Ricambi	Staffa	Vite Staffa	Sede	Vite	Molle		
	R	L														
DCKNR/L 2020-K12	●	●	20	20	125	25	20	21	CN.. 1204..	CVH4	CHX0518	SC44V	FTKA0410	SPR0714		
2525-M12	●	●	25	25	150	32	25	21								
3225-P12	●	●	32	25	170	32	32	21	CN.. 1606..	CVH5	CHX0622	SC54V	FTNA0511	SPR0811		
3232-P16	○	○	32	32	170	40	32	26								
4040-S16	○	○	40	40	250	50	40	26								

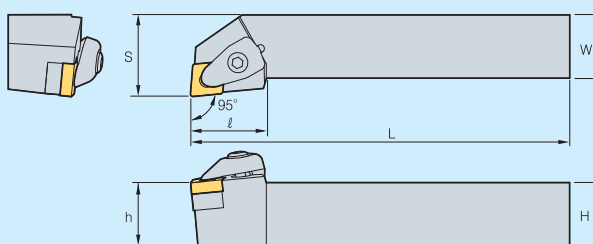
Inserto applicabile CAT. B Pag. 18,24,68,76,84,86,88,91

●: Disponibile ○: A richiesta ◆: Disponibile in 48 ore

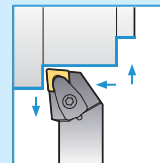
## DCLNR/L



CN..



95°



In Figura: Utensile Destro

(mm)

Articolo	Stock		H	W	L	S	h	l	Ricambi	Staffa	Vite Staffa	Sede	Vite	Molle		
	R	L														
DCLNR/L 2020-K09	○	○	20	20	125	25	20	24,5	CN.. 0903..	CVH3	CHX0415	SC32V	FTKA0307	SPR0510		
2525-M09	○	○	25	25	150	32	25	24,5								
2020-K12	●	●	20	20	125	25	20	30	CN.. 1204..	CVH4	CHX0518	SC44V	FTKA0410	SPR0714		
2525-M12	●	●	25	25	150	32	25	30								
3225-P12	●	●	32	25	170	32	32	30	CN.. 1606..	CVH5	CHX0622	SC54V	FTNA0511	SPR0811		
3232-P12	●	●	32	32	170	40	32	30								
2525-M16	●	●	25	25	150	32	25	36	CN.. 1906..	CVH6	CHX0622	SC63V	FTNA0511	SPR0811		
3225-P16	●	●	32	25	170	32	32	36								
3232-P16	●	●	32	32	170	40	32	36	CN.. 1906..	CVH6	CHX0622	SC63V	FTNA0511	SPR0811		
2525-M19	●	●	25	25	150	32	25	40								
3225-P19	●	●	32	25	170	32	32	40	CN.. 1906..	CVH6	CHX0622	SC63V	FTNA0511	SPR0811		
3232-P19	●	●	32	32	170	40	32	40								
4040-S19	●	●	40	40	250	50	40	40								

Inserto applicabile CAT. B Pag. 18,24,68,76,84,86,88,91

●: Disponibile ○: A richiesta ◆: Disponibile in 48 ore

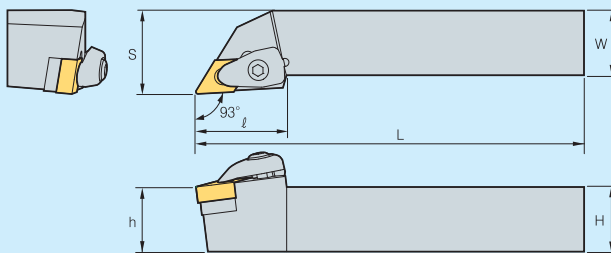
Tornitura

# B Portainseriti per esterni DOUBLE CLAMP

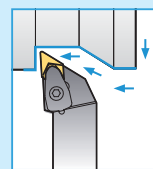
## DDJNR/L



DN..



93°



In Figura: Utensile Destro

(mm)

Articolo	Stock		H	W	L	S	h	ℓ	Ricambi Inserito	Staffa	Vite Staffa	Sede	Vite	Molle		
	R	L														
DDJNR/L 2020-K11	○	○	20	20	125	25	20	30	DN.. 1104..	CVH3	CHX0415	SD32V	FTKA0307	SPR0510		
2525-M11	○	○	25	25	150	32	25	30								
3225-P11	○	○	32	25	170	32	32	30								
3232-P11	○	○	32	32	170	40	32	30								
2020-K15	●	●	20	20	125	25	20	35	DN.. 1506..	CVH4	CHX0518	SD43V	FTKA0410	SPR0714		
2525-M15	●	●	25	25	150	32	25	35								
3225-P15	●	●	32	25	170	32	32	35								
3232-P15	●	●	32	32	170	40	32	35								

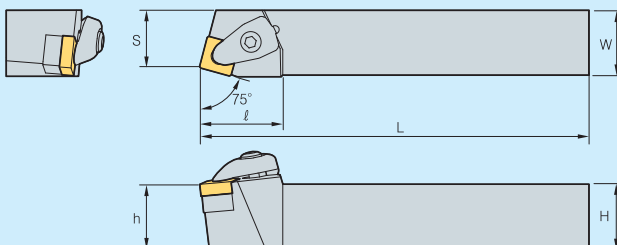
Inserito applicabile CAT. B Pag. 25,29,68,76,84,86,91

●: Disponibile ○: A richiesta ◆: Disponibile in 48 ore

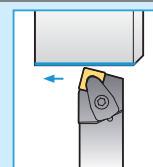
## DSBNR/L



SN..



75°



In Figura: Utensile Destro

(mm)

Articolo	Stock		H	W	L	S	h	ℓ	Ricambi Inserito	Staffa	Vite Staffa	Sede	Vite	Molle		
	R	L														
DSBNR/L 2020-K09	○	○	20	20	125	17	20	25	SN.. 0903..	CVH3	CHX0415	SC32V	FTKA0307	SPR0510		
2525-M09	○	○	25	25	150	22	25	25								
2020-K12	●	●	20	20	125	17	20	32								
2525-M12	●	●	25	25	150	22	25	32	SN.. 1204..	CVH4	CHX0518	SC44V	FTKA0410	SPR0714		
3225-P12	●	●	32	25	170	22	32	32								
3232-P12	●	●	32	32	170	27	32	32								
2525-M15	●	●	25	25	150	22	25	38	SN.. 1506..	CVH5	CHX0622	SC54V	FTNA0511	SPR0811		
3225-P15	●	●	32	25	170	22	32	38								
3232-P15	●	●	32	32	170	27	32	38								
3232-P19	●	●	32	32	170	27	32	43	SN.. 1906..	CVH6	CHX0622	SC64V	FTNA0511	SPR0811		
4040-S19	●	●	40	40	250	35	40	43								

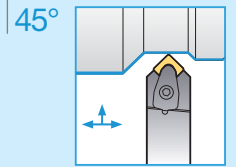
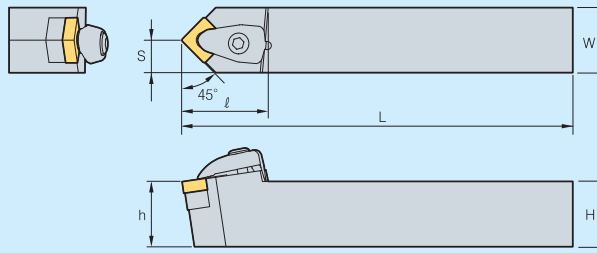
Inserito applicabile CAT. B Pag. 31,37,68,84,86,91

●: Disponibile ○: A richiesta ◆: Disponibile in 48 ore

## DSDNN



SN..



In Figura: Utensile Destro

(mm)

Articolo	Stock		H	W	L	S	h	ℓ	Ricambi Inserto	Staffa	Vite Staffa	Sede	Vite	Molle
	D													
DSDNN 2020-K09	○		20	20	125	10	20	26,5	SN.. 0903..	CVH3	CHX0415	SS32V	FTKA0307	SPR0510
2020-K12	●		20	20	125	10	20	33	SN.. 1204..	CVH4	CHX0518	SS44V	FTKA0410	SPR0714
2525-M12	●		25	25	150	12,5	25	33	SN.. 1506..	CVH5	CHX0622	SS54V	FTKA0511	SPR0811
3225-P12	○		32	25	170	12,5	32	33	SN.. 1906..	CVH6	CHX0622	SS64V	FTKA0511	SPR0811
3232-P12	●		32	32	170	16	32	33						
2525-M15	○		25	25	150	12,5	25	39,4						
3232-P15	●		32	32	170	16	32	38						
3232-P19	●		32	32	170	16	32	43						
4040-S19	●		40	40	250	20	40	45						

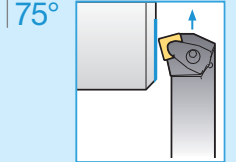
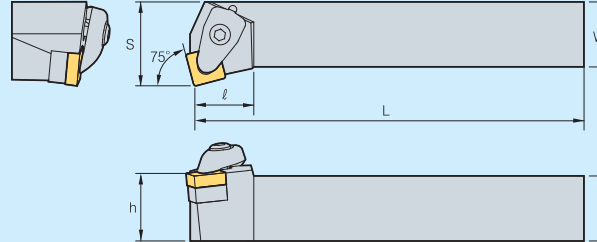
Insero applicabile CAT. B Pag. 31,37,68,84,86,91

●: Disponibile ○: A richiesta ◆: Disponibile in 48 ore

## DSKNR/L



SN..



In Figura: Utensile Destro

(mm)

Articolo	Stock		H	W	L	S	h	ℓ	Ricambi Inserto	Staffa	Vite Staffa	Sede	Vite	Molle
	R	L												
DSKNR/L 2020-K09	○	○	20	20	125	25	20	20	SN.. 0903..	CVH3	CHX0415	SS32V	FTKA0307	SPR0510
2020-K12	●	●	20	20	125	25	20	23	SN.. 1204..	CVH4	CHX0518	SS44V	FTKA0410	SPR0714
2525-M12	●	●	25	25	150	32	25	23	SN.. 1506..	CVH5	CHX0622	SS54V	FTKA0511	SPR0811
3232-P12	●	●	32	32	170	40	32	23	SN.. 1906..	CVH6	CHX0622	SS64V	FTKA0511	SPR0811
3232-P15	●	●	32	32	170	40	32	28						
3232-P19	●	●	32	32	170	40	32	35						
4040-S19	●	●	40	40	250	50	40	43						

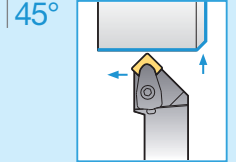
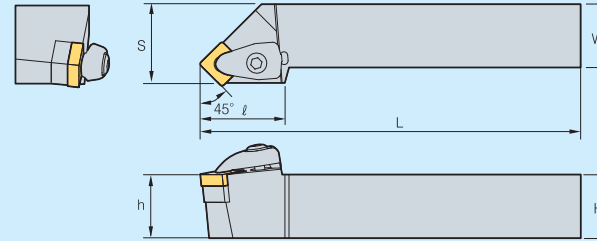
Insero applicabile CAT. B Pag. 31,37,68,84,86,91

●: Disponibile ○: A richiesta ◆: Disponibile in 48 ore

## DSSNR/L



SN..



In Figura: Utensile Destro

(mm)

Articolo	Stock		H	W	L	S	h	ℓ	Ricambi Inserto	Staffa	Vite Staffa	Sede	Vite	Molle
	R	L												
DSSNR/L 2020-K09	○	○	20	20	125	25	20	28,5	SN.. 0903..	CVH3	CHX0415	SS32V	FTKA0307	SPR0510
2020-K12	●	●	20	20	125	25	20	35	SN.. 1204..	CVH4	CHX0518	SS44V	FTKA0410	SPR0714
2525-M12	●	●	25	25	150	32	25	35	SN.. 1506..	CVH5	CHX0622	SS54V	FTKA0511	SPR0811
3225-P12	●	●	32	25	170	32	32	35	SN.. 1906..	CVH6	CHX0622	SS64V	FTKA0511	SPR0811
3232-P12	●	●	32	32	170	40	32	35						
2525-M15	●	●	25	25	150	32	25	38,5						
3232-P15	●	●	32	32	170	40	32	38,5						
3232-P19	●	●	32	32	170	40	32	46						
4040-S19	●	●	40	40	250	50	40	46						

Insero applicabile CAT. B Pag. 31,37,68,84,86,91


●: Disponibile ○: A richiesta ◆: Disponibile in 48 ore

# B Portainseriti per esterni DOUBLE CLAMP

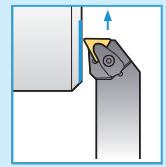
## DTFNR/L



TN..



90°



In Figura: Utensile Destro

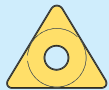
(mm)

Articolo	Stock		H	W	L	S	h	ℓ	Ricambi	Staffa	Vite Staffa	Sede	Vite	Molle		
	R	L														
DTFNR/L 2020-K16	●	●	20	20	125	25	20	24,5	CN.. 1604..							
2525-M16	●	●	25	25	150	32	25	24,5								
3232-P16	○	○	32	32	170	40	32	23,5								
DTFNR/L 2020-K16	●	●	20	20	125	25	20	24,5	CN.. 2204..							
2525-M22	●	●	25	25	150	32	25	33								
3225-P22	○	○	32	25	170	32	32	33								
DTFNR/L 2020-K16	●	●	20	20	125	25	20	24,5								
3232-P22	●	●	32	32	170	40	32	33								

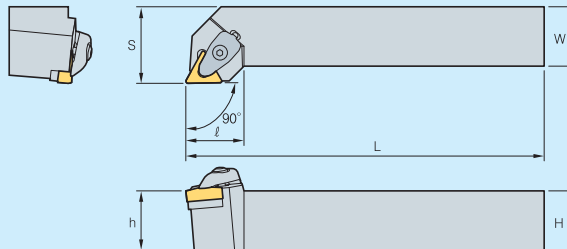
Inserto applicabile CAT. B Pag. 38,43,68,84,86,92

●: Disponibile ○: A richiesta ◆: Disponibile in 48 ore

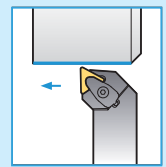
## DTGNR/L



TN..



90°



In Figura: Utensile Destro

(mm)

Articolo	Stock		H	W	L	S	h	ℓ	Ricambi	Staffa	Vite Staffa	Sede	Vite	Molle		
	R	L														
DTGNR/L 2020-K16	●	●	20	20	125	25	20	24,5	TN.. 1604..							
2525-M16	●	●	25	25	150	32	25	24,5								
3232-P16	○	○	32	32	170	40	32	24,5								
DTGNR/L 2020-K16	●	●	20	20	125	25	20	24,5	TN.. 2204..							
2525-M22	●	●	25	25	150	32	25	32,6								
3225-P22	●	●	32	25	170	32	32	32,6								
DTGNR/L 2020-K16	●	●	20	20	125	25	20	24,5								
3232-P22	●	●	32	32	170	40	32	32,6								


Inserto applicabile CAT. B Pag. 38,43,68,84,86,92

●: Disponibile ○: A richiesta ◆: Disponibile in 48 ore

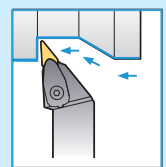
## DVJNR/L



VN..



93°



In Figura: Utensile Destro

(mm)

Articolo	Stock		H	W	L	S	h	ℓ	Ricambi	Staffa	Vite Staffa	Sede	Vite	Molle		
	R	L														
DVJNR/L 2020-K16	○	○	20	20	125	25	20	41,5	VN.. 1604..							
2525-M16	○	○	25	25	150	32	25	41,5								
3232-P16	○	○	32	32	170	40	32	41,5								
DVJNR/L 2020-K16	○	○	20	20	125	25	20	41,5	VN.. 2204..							
2525-M22	○	○	25	25	150	32	25	41,5								
3225-P22	○	○	32	25	170	32	32	41,5								
DVJNR/L 2020-K16	○	○	20	20	125	25	20	41,5								
3232-P22	○	○	32	32	170	40	32	41,5								

Inserto applicabile CAT. B Pag. 49,92

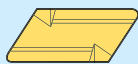
●: Disponibile ○: A richiesta ◆: Disponibile in 48 ore



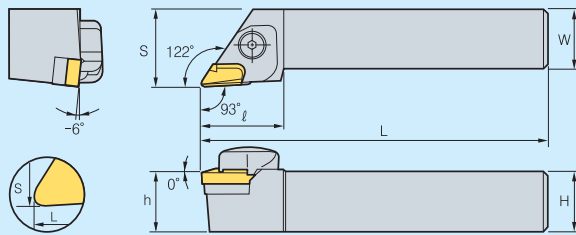


# B Portainseriti per esterni

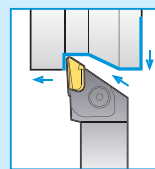
## CKJNR/L



KN..



93°



In Figura: Utensile Destro

(mm)

Articolo	Stock		H	W	L	S	h	ℓ	Ricambi Inserto	Staffa	Vite	Molla	Sede	Perno	Spina
	R	L													
CKJNR/L 2020-L16	●	●	20	20	140	27	20	32	KNUX 1604..	08 D/S*	C4	F1	A10 D/S*	G11	L2
2525-M16	●	●	25	25	150	32	25	32							
3225-P16	◆	◆	32	25	170	32	32	32							

Inserto applicabile CAT. B Pag. 30

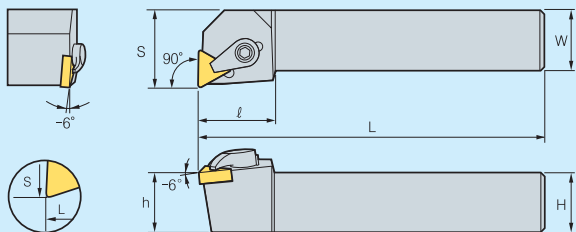
\* Indicare se Destro "D" o Sinistro "S"

●: Disponibile ○: A richiesta ◆: Disponibile in 48 ore

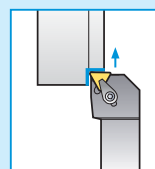
## CTFPR/L



TP..



90°



In Figura: Utensile Destro

(mm)

Articolo	Stock		H	W	L	S	h	ℓ	Ricambi Inserto	Staffa	Sede	Spina
	R	L										
CTFPR/L 1212 F11	◆	◆	12	12	80	16	12	15,6	TP..1103..	05		
1616 H11	◆	◆	16	16	100	20	16	14,4				
2020 K11	◆	◆	20	20	125	25	20	16,0				
2020 K16	●	●	20	20	125	25	20	20,0	TP..1603..	06	A8	L1
2525 M16	●	◆	25	25	150	32	25	20,0				

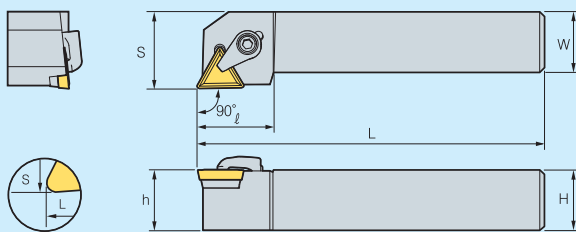
Inserto applicabile CAT. B Pag. 59,60,85,92

●: Disponibile ○: A richiesta ◆: Disponibile in 48 ore

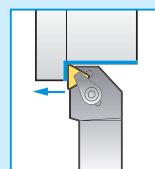
## CTGPR/L



TP..



90°



In Figura: Utensile Destro

(mm)

Articolo	Stock		H	W	L	S	h	ℓ	Ricambi Inserto	Staffa	Sede	Spina
	R	L										
CTGPR/L 1212-F11	◆	◆	12	12	80	16	12	17,0	TP.. 1103..	05		
1616-H11	◆	◆	16	16	100	20	16	17,0				
2020-K11	●	●	20	20	125	25	20	19,0				
2020-K16	●	●	20	20	125	25	20	25,1	TP.. 1603..	06	A8	L1
2525-M16	●	●	25	25	150	32	25	25,1				

Inserto applicabile CAT. B Pag. 59,60,85,92

●: Disponibile ○: A richiesta ◆: Disponibile in 48 ore

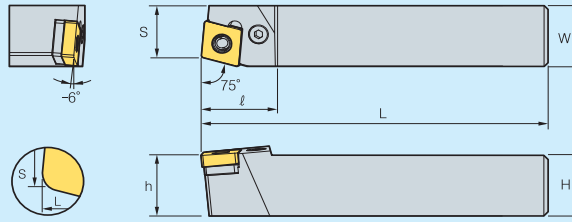


Tornitura

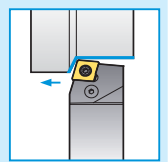
## PCBNR/L



CN..



75°



In Figura: Utensile Destro

(mm)

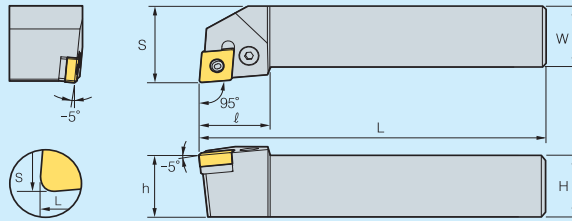
Articolo	Stock		H	W	L	S	h	ℓ	Ricambi Inserto	Vite	Sede	Spina	Leva	Staffa		
	R	L														
PCBNR/L 2020-K12	◆	◆	20	20	125	18	20	27,4	CN.. 1204..	C1	A1	D1	B1			
2525-M12	◆	◆	25	25	150	22	25	27,7								
3225-P12	◆	◆	32	25	170	22	32	27,7								
2525-M16	◆	◆	25	25	150	22	25	31,7								
3225-P16	◆	◆	32	25	170	22	32	31,7	CN.. 1606..	C5	Y2	D5	B5			
3232-P16*	◆	◆	32	32	170	27	32	31,7								
3232-P19*	◆	◆	32	32	170	27	32	37,9	CN.. 1906..	C2	A2	D2	B2	S61+V61		
4040-S19*	◆	◆	40	40	250	35	40	37,9								
4040-S25*	◆	◆	40	40	250	35	40	47,0	CN.. 2509..	C6	Y3	D4	B6	S62+V61		
5050-T25*	◆	◆	50	50	300	43	50	47,0								

Inserto applicabile CAT. B Pag. 18,24,68,76,84,86,88,91 \* A richiesta disponibile con doppio staffaggio. Es. di ordinazione: MCBNR 3232 P16 ●: Disponibile ○: A richiesta ◆: Disponibile in 48 ore

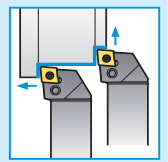
## PCLNR/L



CN..



95°



In Figura: Utensile Destro

(mm)

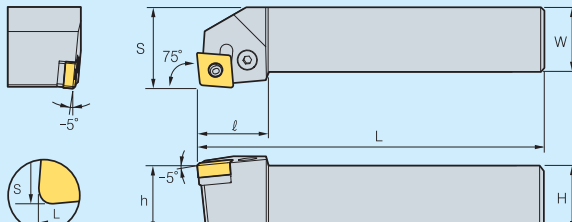
Articolo	Stock		H	W	L	S	h	ℓ	Ricambi Inserto	Vite	Sede	Spina	Leva	Staffa		
	R	L														
PCLNR/L 1616-H12	◆	◆	16	16	100	20	16	26,1	CN.. 1204..	C1C	A1	D1	B1			
2020-K12*	●	●	20	20	125	25	20	27,4								
2525-M12*	●	●	25	25	150	32	25	28,0	CN.. 1606..	C5	Y2	D5	B5	S61+V61		
3225-P12*	●	●	32	25	170	32	32	28,0								
2525-M16*	◆	◆	25	25	150	32	25	32,6								
3225-P16*	◆	◆	32	25	170	32	32	32,6								
3232-P16*	◆	◆	32	32	170	40	32	32,6	CN.. 1906..	C2	A2	D2	B2			
3225-P19*	◆	◆	32	25	170	32	32	38,0								
3232-P19*	◆	◆	32	32	170	40	32	38,0	CN.. 2509..	C6	Y3	D4	B6	S62+V61		
4040-S19*	◆	◆	40	40	250	50	40	38,0								
4040-S25*	◆	◆	40	40	250	50	40	47,0								

Inserto applicabile CAT. B Pag. 18,24,68,76,84,86,88,91 \* A richiesta disponibile con doppio staffaggio. Es. di ordinazione: MCLNR 2525 M12 ●: Disponibile ○: A richiesta ◆: Disponibile in 48 ore

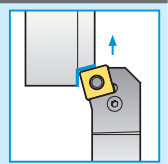
## PCKNR/L



CN..



75°



In Figura: Utensile Destro

(mm)

Articolo	Stock		H	W	L	S	h	ℓ	Ricambi Inserto	Vite	Sede	Spina	Leva	Staffa		
	R	L														
PCKNR/L 1616 H12	●	●	16	16	100	20	16	26,1	CN.. 1204..	C1C	A1	D1	B1			
2020 K12*	●	●	20	20	125	25	20	27,4								
2525 M12*	●	●	25	25	150	32	25	28	CN.. 1606..	C5	Y2	D5	B5	S61+V61		
3225 P12*	◆	◆	32	25	170	32	25	28								
2525 M16*	◆	◆	25	25	150	32	25	32,6								
3225 P16*	◆	◆	32	25	170	32	25	32,6								
3232 P16*	◆	◆	32	32	170	40	32	32,6	CN.. 1906..	C2	A2	D2	B2			
2525 M19*	◆	◆	25	25	150	32	25	38								
3225 P19*	◆	◆	32	25	170	32	25	38	CN.. 1906..	C2	A2	D2	B2			
3232 P19*	◆	◆	32	32	170	40	32	38								
4040 S19*	◆	◆	40	40	250	50	40	37,8								

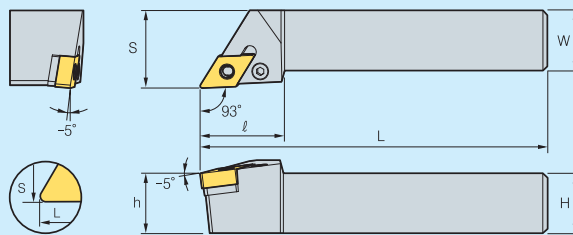
Inserto applicabile CAT. B Pag. 18,24,68,76,84,86,88,91 \* A richiesta disponibile con doppio staffaggio. Es. di ordinazione: MCKNR 2525 M12 ●: Disponibile ○: A richiesta ◆: Disponibile in 48 ore

# B Portainseriti per esterni

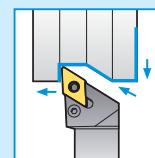
## PDJNR/L



DN..



93°



In Figura: Utensile Destro

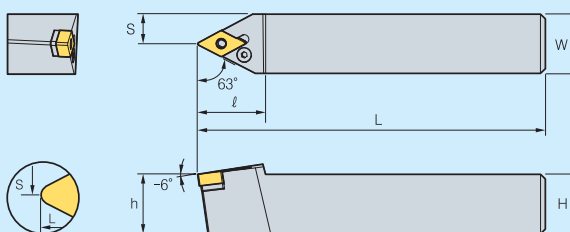
Articolo	Stock		H	W	L	S	h	l	Ricambi	Vite	Sede	Spina	Leva	Staffa			
	R	L															
PDJNR/L 2020- K15*	●	●	20	20	125	25	20	34,7	DN.. 1506..	R1	A3	D1	B3	S61+V61			
2525-M15*	●	●	25	25	150	32	25	34,7									
3225-P15*	●	●	32	25	170	32	32	34,7									
3232-P15*	●	●	32	32	170	40	32	34,7									
4025-S15*	◆	◆	40	25	250	28,7	40	35,0									
5032-T15*	◆	◆	50	32	300	35	50	35,0									

Inserto applicabile CAT. B Pag. 25,29,68,76,84,86,91 \* A richiesta disponibile con doppio staffaggio. Es. di ordinazione: MDJNR 3232 P16 ●: Disponibile ○: A richiesta ◆: Disponibile in 48 ore

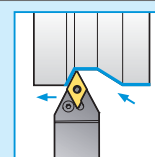
## PDNNR/L



DN..



63°



In Figura: Utensile Destro

Articolo	Stock		H	W	L	S	h	l	Ricambi	Vite	Sede	Spina	Leva	Staffa			
	R	L															
PDNNR/L 2020- K15	◆	◆	20	20	125	10	20	34	DN.. 1506..	R1	A3	D1	B3	S61+V61			
2525-M15	◆	◆	25	25	150	12,5	25	34									
3225-P15	◆	◆	32	25	170	12,5	32	34									
3232-P15	◆	◆	32	32	170	16	32	34									
4025-R15	◆	◆	40	25	250	12,5	40	34									
5032-T15	◆	◆	50	32	300	16	50	34									

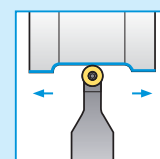
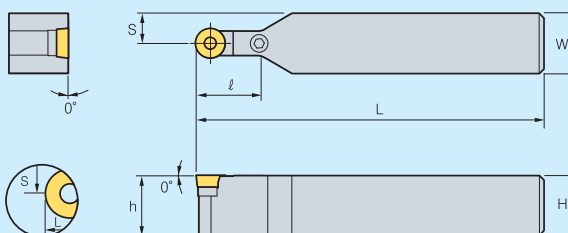
Inserto applicabile CAT. B Pag. 25,29,68,76,84,86,91

●: Disponibile ○: A richiesta ◆: Disponibile in 48 ore

## PRDCN



RCMX



(mm)

Articolo	Stock	H	W	L	S	h	l	Ricambi	Vite	Sede	Spina	Leva			
PRDCN 2020-10	◆	20	20	125	14,9	20	24	RCMX 1003M0	V1	J1	N1	Z1			
2525-10	◆	25	25	150	17,4	25	28	RCMX 1204M0	H3	J2	N1	Z2			
2020-12	◆	20	20	125	15,9	20	24								
2525-12	◆	25	25	150	18,4	25	28								
3225-12	◆	32	25	170	18,4	32	34	RCMX 1606M0	V2	J3	N2	Z3			
3232-12	◆	32	32	170	21,9	32	34								
3225-16	◆	32	25	170	20,4	32	34								
3232-16	◆	32	32	170	23,9	32	34	RCMX 2006M	H5	J4	D5	Z4			
3232-20	◆	32	32	170	25,9	32	40								
4040-25	◆	40	40	300	32,4	40	50	RCMX 2507M0	V3	J5	D2	Z5			
5050-32	◆	50	50	350	40,9	50	55	RCMX 3209M0	C6	J6	D4	Z6			

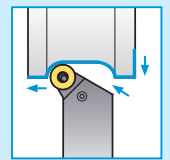
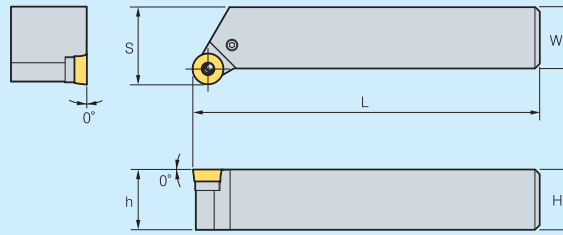
Inserto applicabile CAT. B Pag. 54

●: Disponibile ○: A richiesta ◆: Disponibile in 48 ore

## PRGCR/L



RCMX



In Figura: Utensile Destro

(mm)

Articolo	Stock		H	W	L	S	h	Ricambi	Vite	Sede	Spina	Leva			
	R	L											Inserto		
PRGCR/L 2020- K10	◆	◆	20	20	125	25	20	RCMX 100300	V1	J1	N1	Z1			
2525-M10	◆	◆	25	25	150	32	25								
2020-K12	◆	◆	20	20	125	25	20	RCMX 120400	H3	J2	N1	Z2			
2525-M12	◆	◆	25	25	150	32	25								
3225-P12	◆	◆	32	25	170	32	32								
2525-M16	◆	◆	25	25	150	32	25								
3225-P16	◆	◆	32	25	170	32	32	RCMX 160600	V2	J3	N2	Z3			
3232-P20	◆	◆	32	32	170	40	32	RCMX 200600	H5	J4	D5	Z4			
4040-S25	◆	◆	40	40	250	50	40	RCMX 250700	V3	J5	D2	Z5			
5050-T32	◆	◆	50	50	300	63	50	RCMX 320900	C6	J6	D4	Z6			

Inserto applicabile CAT. B Pag.

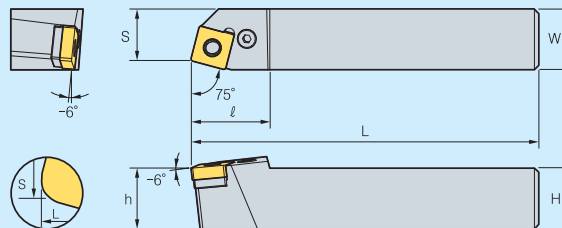
54

●: Disponibile ○: A richiesta ◆: Disponibile in 48 ore

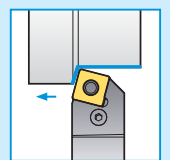
## PSBMR/L



SN..



75°



In Figura: Utensile Destro

(mm)

Articolo	Stock		H	W	L	S	h	l	Ricambi	Vite	Sede	Spina	Leva	Staffa			
	R	L													Inserto		
PSBMR/L 2020- K12	●	●	20	20	125	17	20	27,5	SN.. 1204..	C1	A4	D1	B1				
2525-M12*	●	●	25	25	150	22	25	27,5									
3225-P12*	◆	◆	32	25	170	22	32	27,5									
2525-M15*	◆	◆	25	25	150	22	25	32,0	SN.. 1506..	C5	Y1	D5	B5	S61+V61			
3225-P15*	◆	◆	32	25	170	22	32	32,0									
3232-P15*	◆	◆	32	32	170	27	32	32,0									
3232-P19*	◆	◆	32	32	170	27	32	39,2	SN.. 1906..	C2	A5	D2	B2				
4040-S19*	◆	◆	40	40	250	35	40	38,5									
4040-S25*	◆	◆	40	40	250	35	40	47,5	SN.. 2507..	C6	Y8	D4	B6	S62+V61			
5050-T25*	◆	◆	50	50	300	43	50	47,5									

Inserto applicabile CAT. B Pag.

31,37,68,84,86,91

\* A richiesta disponibile con doppio staffaggio. Es. di ordinazione: MSBMR 2525 M12 ●: Disponibile ○: A richiesta ◆: Disponibile in 48 ore

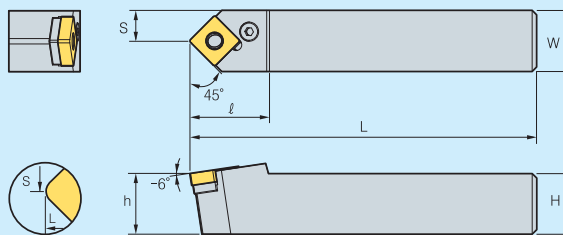


# B Portainseriti per esterni

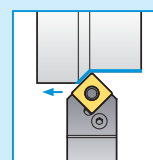
## PSDNN



SN..



45°



In Figura: Utensile Destro

(mm)

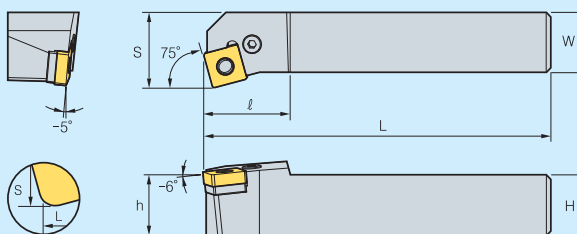
Articolo	Stock	H	W	L	S	h	ℓ	Ricambi Inserto	Vite	Sede	Spina	Leva	Staffa		
PSDNN 1616-H12	◆	16	16	100	8,3	16	27,6	SN.. 1204..	C1C	A4	D1	B1			
2020-K12	◆	20	20	125	10,3	20	27,6		C1						
2525-M12*	◆	25	25	150	12,8	25	27,6								
3225-P12*	◆	32	25	170	12,8	32	27,6								
2525-M15*	◆	25	25	150	12,8	25	32,0	SN.. 1506..	C5	Y1	D5	B5	S61+V61		
3225-P19*	◆	32	25	170	13	32	40,4								
3232-P19*	◆	32	32	170	16,5	32	40,4	SN..1906..	C2	A5	D2	B2			
4040-S19*	◆	40	40	250	21	40	40,4								
4040-S25*	◆	40	40	250	21	40	48,8	SN.. 2507..	C6	Y8	D4	B6	S62+V61		

Inserto applicabile CAT. B Pag. 31,37,68,84,86,91 \* A richiesta disponibile con doppio staffaggio. Esempio di ordinazione: MSDNN 2525 M12 ●: Disponibile ○: A richiesta ◆: Disponibile in 48 ore

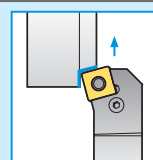
## PSKNR/L



SN..



75°



In Figura: Utensile Destro

(mm)

Articolo	Stock		H	W	L	S	h	ℓ	Ricambi Inserto	Vite	Sede	Spina	Leva	Staffa		
	R	L														
PSKNR/L 2020-K12*	●	●	20	20	125	25	20	22,7	SN.. 1204..	C1	A4	D1	B1			
2525-M12*	●	●	25	25	150	32	25	22,7								
3225-P12*	◆	◆	32	25	170	32	32	22,7								
2525-M15*	◆	◆	25	25	150	32	25	32,0								
3225-P15*	◆	◆	32	25	170	32	32	32,0	SN.. 1506..	C5	Y1	D5	B5	S61+V61		
3232-P15*	◆	◆	32	32	170	40	32	32,0								
3232-P19*	◆	◆	32	32	170	40	32	33,7	SN.. 1906..	C2	A5	D2	B2			
4040-S19*	◆	◆	40	40	250	50	40	37,6								
4040-S25*	◆	◆	40	40	250	50	40	37,6	SN.. 2507..	C6	Y8	D4	B6	S62+V61		
5050-T25*	◆	◆	50	50	300	60	50	43,7								

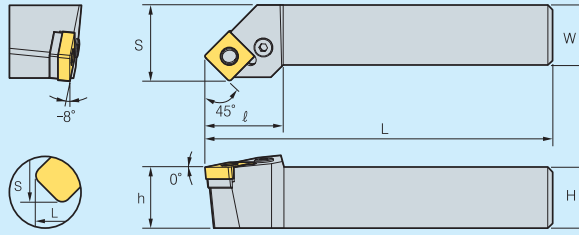
Inserto applicabile CAT. B Pag. 31,37,68,84,86,91 \* A richiesta disponibile con doppio staffaggio. Esempio di ordinazione: MSKNR 2525 M12 ●: Disponibile ○: A richiesta ◆: Disponibile in 48 ore

Tornitura

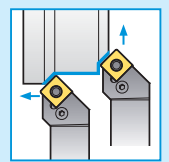
## PSSNR/L



SN..



45°



In Figura: Utensile Destro

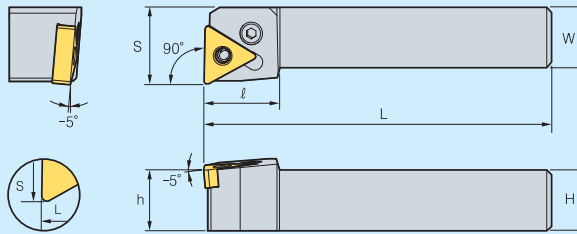
Articolo	Stock		H	W	L	S	h	ℓ	Ricambi Inserto	Vite	Sede	Spina	Leva	Staffa		
	R	L														
PSSNR/L 2020-K12	●	●	20	20	125	25	20	29,3	SN.. 1204..	C1	A4	D1	B1	S61+V61		
2525-M12*	●	●	25	25	150	32	25	29,3								
3225-P12*	◆	◆	32	25	170	32	32	29,3								
2525-M15*	◆	◆	25	25	150	32	25	34	SN.. 1506..	C5	Y1	D5	B5			
3225-P15*	◆	◆	32	25	170	32	32	34								
3232-P15*	◆	◆	32	32	170	40	32	34	SN.. 1906..	C2	A5	D2	B2			
3232-P19*	◆	◆	32	32	170	40	32	41,3								
4040-S19*	◆	◆	40	40	250	50	40	41,5	SN.. 2507..	C6	Y8	D4	B6			
4040-S25*	◆	◆	40	40	250	50	40	48,8								
5050-T25*	◆	◆	50	50	300	60	50	48,8								

Inserto applicabile CAT. B Pag. 31,37,68,84,86,91 \* A richiesta disponibile con doppio staffaggio. Esempio di ordinazione: MSSNR 2525 M12 ●: Disponibile ○: A richiesta ◆: Disponibile in 48 ore

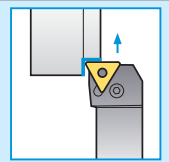
## PTFNR/L



TN..



90°



In Figura: Utensile Destro

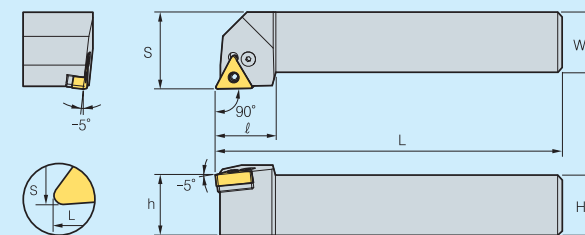
Articolo	Stock		H	W	L	S	h	ℓ	Ricambi Inserto	Vite	Sede	Spina	Leva	Staffa		
	R	L														
PTFNR/L 1616-H16	●	◆	16	16	100	20	16	19,7	TN.. 1604..	C3	A6	D3	B4	S61+V61		
2020-K16*	●	◆	20	20	125	25	20	20,2								
2525-M16*	●	◆	25	25	150	32	25	20,2								
3225-P16*	◆	◆	32	25	170	32	32	20,2	TN.. 2204..	C1	A7	D1	B1			
2525-M22*	◆	◆	25	25	150	32	25	25,2								
3225-P22*	◆	◆	32	25	170	32	32	25,2								
3232-P22*	◆	◆	32	32	170	40	32	25,2	TN.. 2706..	H5	H1	D5	H2			
3232-P27*	◆	◆	32	32	170	40	32	33,4								
4040-S27*	◆	◆	40	40	250	50	40	33,2								

Inserto applicabile CAT. B Pag. 38,43,68,84,86,92 \* A richiesta disponibile con doppio staffaggio. Es. di ordinazione: MTFNR 2525 M16 ●: Disponibile ○: A richiesta ◆: Disponibile in 48 ore

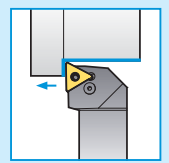
## PTGNR/L



TN..



90°



In Figura: Utensile Destro

Articolo	Stock		H	W	L	S	h	ℓ	Ricambi Inserto	Vite	Sede	Spina	Leva	Staffa		
	R	L														
PTGNR/L 1616-H16	●	◆	16	16	100	20	16	20,0	TN.. 1604..	C3	A6	D3	B4	S61+V61		
2020-K16	●	◆	20	20	125	25	20	20,0								
2525-M16*	●	◆	25	25	150	32	25	22,2								
3225-P16*	◆	◆	32	25	170	32	32	22,2	TN.. 2204..	C1	A7	D1	B1			
2525-M22*	◆	◆	25	25	150	32	25	28,7								
3225-P22*	◆	◆	32	25	170	32	32	28,7								
3232-P22*	◆	◆	32	32	170	40	32	28,7	TN.. 2706..	H5	H1	D5	H2			
3232-P27*	◆	◆	32	32	170	40	32	35,2								
4040-S27*	◆	◆	40	40	250	50	40	34,0								

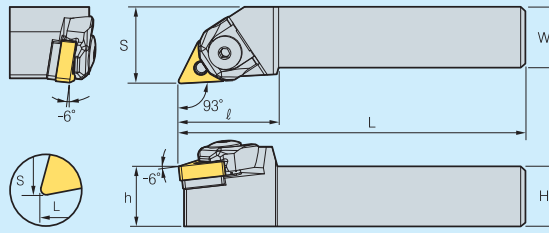
Inserto applicabile CAT. B Pag. 38,43,68,84,86,92 \* A richiesta disponibile con doppio staffaggio. Es. di ordinazione: MTGNR 2525 M16 ●: Disponibile ○: A richiesta ◆: Disponibile in 48 ore



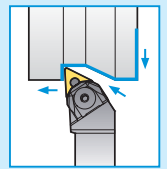
## MTJNR/L



TN..



93°



In Figura: Utensile Destro

(mm)

Articolo	Stock		H	W	L	S	h	ℓ	Ricambi Inserto	Staffa	Sede	Perno	Grano			
	R	L														
MTJNR/L 2020-K16	●	●	20	20	125	25	20	33	TN.. 1604..	GS1	E1	P1	G1			
2525-M16	●	●	25	25	150	32	25	33								
3225-P16	◆	◆	32	25	170	32	32	33								
2525-M22	●	●	25	25	150	32	25	36	TN.. 2204..	GS2	E2	P2	G2			
3225-P22	◆	◆	32	25	170	32	32	36								
3232-P22	◆	◆	32	32	170	40	32	36								
4025-S22	◆	◆	40	25	250	32	40	36								
5032-T22	◆	◆	50	32	300	40	50	39								

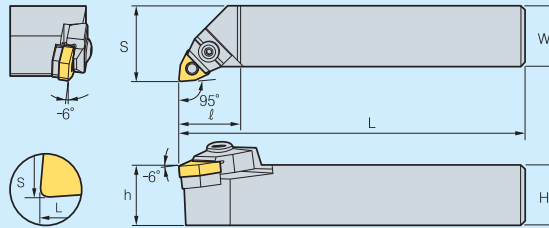
Inserto applicabile CAT. B Pag. 38,43,68,84,86,92

●: Disponibile ○: A richiesta ◆: Disponibile in 48 ore

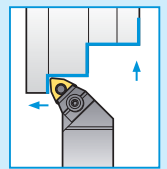
## MWLNR/L



WN..



95°



In Figura: Utensile Destro

(mm)

Articolo	Stock		H	W	L	S	h	ℓ	Ricambi Inserto	Staffa	Sede	Perno	Grano			
	R	L														
MWLNR/L 2020-K08	●	●	20	20	125	27	20	31	WN.. 0804..	GS4	E4	P2	G2			
2525-M08	●	●	25	25	150	32	25	31								
3225-P08	◆	◆	32	25	170	32	32	31								
3232-P08	◆	◆	32	32	170	40	32	31								

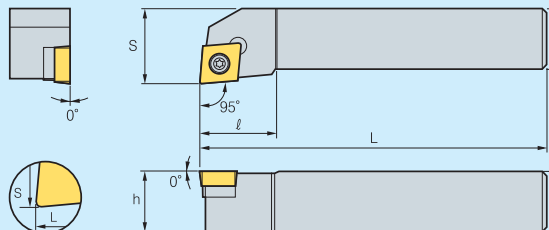
Inserto applicabile CAT. B Pag. 44,48,69,92

●: Disponibile ○: A richiesta ◆: Disponibile in 48 ore

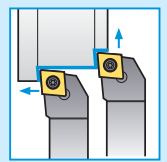
## SCLCR/L



CC..



95°



In Figura: Utensile Destro

(mm)

Articolo	Stock		H	W	L	S	h	ℓ	Ricambi Inserto	Vite	Boccola	Sede	Cacciavite			
	R	L														
SCLCR/L 0808-D06	●	●	8	8	60	10	8	10	CC.. 0602..	V25						
1010-E06	●	●	10	10	70	12	10	10								
1212-F06	●	●	12	12	80	16	12	16								
1212-F09	●	●	12	12	80	16	12	16	CC.. 09T3..	V4C V4						
1616-H09	●	●	16	16	100	20	16	16								
2020-K09	●	●	20	20	125	25	20	25	CC.. 1204..	V40	X02	W5	TX15			
2020-K12	◆	◆	20	20	125	25	20	25								
2525-M12	◆	◆	25	25	150	32	25	26								

Inserto applicabile CAT. B Pag. 50,51,66,75,76,84,86

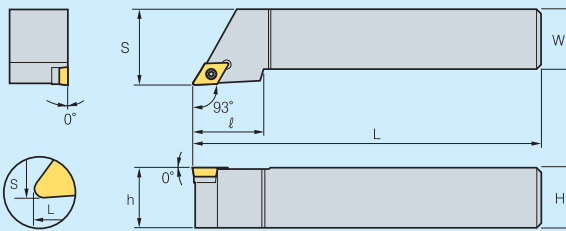
●: Disponibile ○: A richiesta ◆: Disponibile in 48 ore

# B Portainseriti per esterni

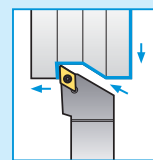
## SDJCR/L



DC..



93°



In Figura: Utensile Destro

Articolo	Stock		H	W	L	S	h	ℓ	Inserto	Ricambi	Vite	Boccola	Sede	Cacciavite								
	R	L																				
SDJCR/L 1010-E07	◆	◆	10	10	70	12	10	15	DC.. 0702..	V25				TX7								
1212-F07	◆	◆	12	12	80	16	12	17														
1616-H07	◆	◆	16	16	100	20	16	17														
2020-K07	◆	◆	20	20	125	25	20	18														
1212-F11	●	●	12	12	80	16	12	24	DC.. 11T3..	V4C V35	X01	W2	TX15									
1616-H11	●	●	16	16	100	20	16	24														
2020-K11	●	●	20	20	125	25	20	24														
2525-M11	●	●	25	25	150	32	25	28														

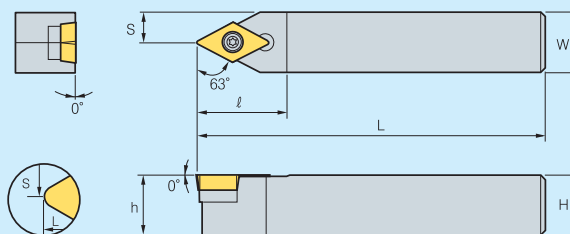
Inserto applicabile CAT. B Pag. 52,53,66,75,76,84,87

●: Disponibile ○: A richiesta ◆: Disponibile in 48 ore

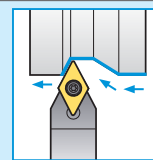
## SDNCN



DC..



63°



Articolo	Stock		H	W	L	S	h	ℓ	Inserto	Ricambi	Vite	Boccola	Sede	Cacciavite						
	R	L																		
SDNCN 1010-E07	◆	◆	10	10	70	5,2	10	15	DC.. 0702..	V25				TX7						
1212-F07	◆	◆	12	12	80	6,2	12	15												
1616-H11	◆	◆	16	16	100	8,5	16	25	DC.. 11T3..	V35	X01	W2	TX15							
2020-K11	◆	◆	20	20	125	10,5	20	25												
2525-M11	◆	◆	25	25	150	13	25	25												

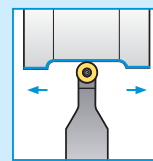
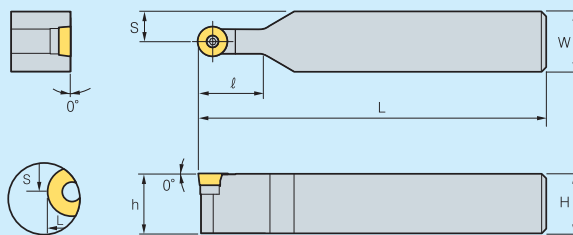
Inserto applicabile CAT. B Pag. 52,53,66,75,76,84,87

●: Disponibile ○: A richiesta ◆: Disponibile in 48 ore

## SRDCN



RCGT



Articolo	Stock		H	W	L	S	h	ℓ	Inserto	Ricambi	Vite	Cacciavite				
	R	L														
SRDCN 2020-K10	◆	◆	20	20	125	15,0	20	24	RCGT 1003M0	V10	TX9					
2525-M10	◆	◆	25	25	150	17,5	25	28								
2020-K12	◆	◆	20	20	125	16,0	20	24								
2525-M12	◆	◆	25	25	150	18,5	25	28	RCGT 1204M0	V35C	TX15					

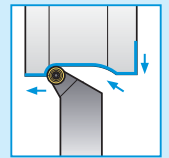
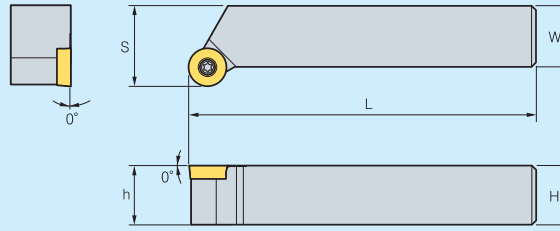
Inserto applicabile CAT. B Pag. 66

●: Disponibile ○: A richiesta ◆: Disponibile in 48 ore

### SRSCR/L



RCGT



In Figura: Utensile Destro

(mm)

Articolo	Stock		H	W	L	S	h	Ricambi	Vite	Cacciavite					
	R	L									Inserto				
SRSCR/L 2020-K10	◆	◆	20	20	125	25	20	RCGT 1003M0	V10	TX9					
2525-M10	◆	◆	25	25	150	32	25								
2020-K12	◆	◆	20	20	125	25	20	RCGT 1204M0	V35C	TX15					
2525-M12	◆	◆	25	25	150	32	25								

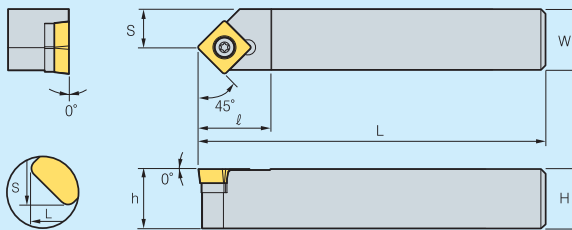
Inserto applicabile CAT. B Pag. 66

●: Disponibile ○: A richiesta ◆: Disponibile in 48 ore

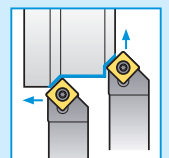
### SSDCR/L



SC..



45°



In Figura: Utensile Destro

(mm)

Articolo	Stock		H	W	L	S	h	ℓ	Ricambi	Vite	Boccola	Sede	Cacciavite					
	R	L												Inserto				
SSDCR/L 1212-F09	◆	◆	12	12	80	13,0	12	15,5	SC.. 09T3..	V4C			TX15					
1616-H09	◆	◆	16	16	100	17,0	16	15,5			V35	X01		W0				
2020-H09	◆	◆	20	20	125	23,5	20	24,0										
2020-K12	◆	◆	20	20	125	22,0	20	24,0	SC.. 1204..	V40	X02	W4	TX15					
2525-M12	◆	◆	25	25	150	27,0	25	24,0										

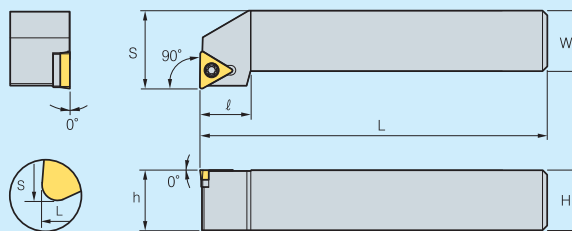
Inserto applicabile CAT. B Pag. 56,67

●: Disponibile ○: A richiesta ◆: Disponibile in 48 ore

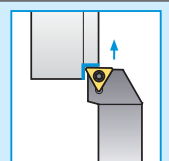
### STFCR/L



TC..



90°



In Figura: Utensile Destro

(mm)

Articolo	Stock		H	W	L	S	h	ℓ	Ricambi	Vite	Sede	Boccola	Cacciavite								
	R	L												Inserto							
STFCR/L 0808-D09	◆	◆	8	8	60	10	8	10	TC.. 0902..	V22			TX7								
1010-E09	◆	◆	10	10	70	12	10	10													
1212-F11	◆	◆	12	12	80	16	12	14													
1616-H11	◆	◆	16	16	100	20	16	14	TC.. 1102..	V25			TX7								
1616-H16	●	●	16	16	100	20	16	19	TC.. 16T3..	V35	W3	X01	TX15								
2020-K16	●	●	20	20	125	25	20	19													
2525-M16	●	●	25	25	150	32	25	19													

Inserto applicabile CAT. B Pag. 58,59,67,75,76,85,87

●: Disponibile ○: A richiesta ◆: Disponibile in 48 ore

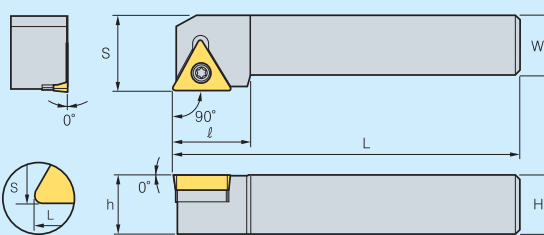


# B Portainseriti per esterni

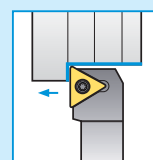
## STGCR/L



TC..



90°



In Figura: Utensile Destro

Articolo	Stock		H	W	L	S	h	l	Ricambi	Vite	Boccola	Sede	Cacciavite			
	R	L														
STGCR/L 0808-D09	◆	◆	8	8	60	10	8	11,3	TC.. 0902..	V22			TX7			
1010-E09	◆	◆	10	10	70	12	10	11,3								
1212-F11	◆	◆	12	12	80	16	12	14,3								
1616-H11	◆	◆	16	16	100	20	16	16,3								
1616-H16	●	●	16	16	100	20	16	21	TC.. 1102..	V25			TX7			
2020-K16	●	●	20	20	125	25	20	21								
2525-M16	◆	●	25	25	150	32	25	21								

(mm)

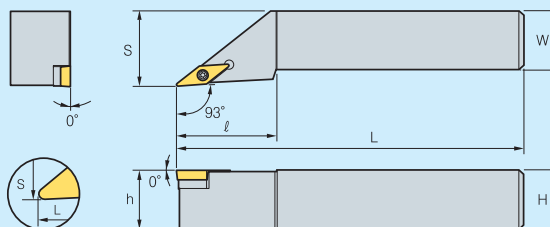
Insero applicabile CAT. B Pag. 58,59,67,75,76,85,87

●: Disponibile ○: A richiesta ◆: Disponibile in 48 ore

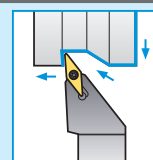
## SVJBR/L



VB..



93°



In Figura: Utensile Destro

Articolo	Stock		H	W	L	S	h	l	Ricambi	Vite	Boccola	Sede	Cacciavite			
	R	L														
SVJBR/L 2020-K16	●	●	20	20	125	25	20	31,5	VB.. 1604..	V35	X01	W1	TX15			
2525-M16	●	●	25	25	150	32	25	31,5								
3225-P16	◆	◆	32	25	170	32	32	31,5								

(mm)

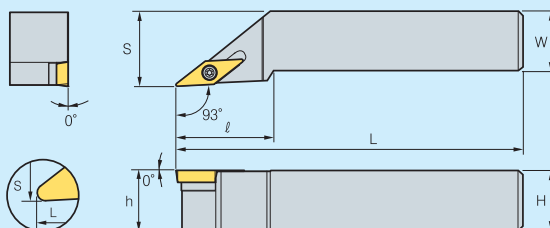
Insero applicabile CAT. B Pag. 61,67,85,87

●: Disponibile ○: A richiesta ◆: Disponibile in 48 ore

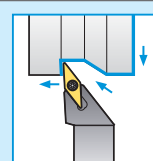
## SVJCR/L



VC..



93°



In Figura: Utensile Destro

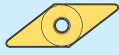
Articolo	Stock		H	W	L	S	h	l	Ricambi	Vite	Sede	Boccola	Cacciavite			
	R	L														
SVJCR/L 2020-K16	◆	◆	20	20	125	25	20	31,5	VC.. 1604..	V35	W1	X01	TX15			
2525-M16	◆	◆	25	25	150	32	25	31,5								
3225-P16	◆	◆	32	25	170	32	32	31,5								

(mm)

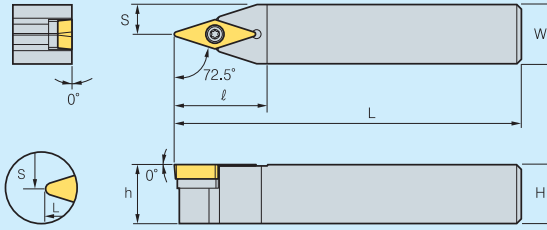
Insero applicabile CAT. B Pag. 62,63,67,75,76

●: Disponibile ○: A richiesta ◆: Disponibile in 48 ore

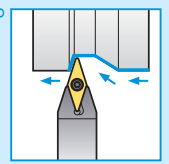
## SVVBN



VB..



72.5°



In Figura: Utensile Destro

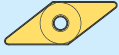
(mm)

Articolo	Stock	H	W	L	S	h	l	Inserto	Ricambi	Vite	Sede	Boccola	Cacciavite					
SVVBN 2020-K16	◆	20	20	125	10,6	20	31,5	VB.. 1604..		V35	W1	X01	TX15					
2525-M16	◆	25	25	150	13,1	25	31,5											
3225-P16	◆	32	25	170	13,1	32	31,5											

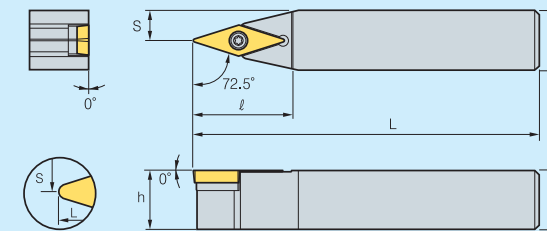
Inserto applicabile CAT. B Pag. 61,67,85,87

●: Disponibile ○: A richiesta ◆: Disponibile in 48 ore

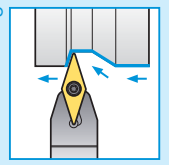
## SVVCN



VC..



72.5°



(mm)

Articolo	Stock	H	W	L	S	h	l	Inserto	Ricambi	Vite	Sede	Boccola	Cacciavite					
SVVCN 2020-K16	◆	20	20	125	10,6	20	31,5	VC.. 1604..		V35	W1	X01	TX15					
2525-M16	◆	25	25	150	13,1	25	31,5											
3225-P16	◆	32	25	170	13,1	32	31,5											

Inserto applicabile CAT. B Pag. 62,63,67,75,76

●: Disponibile ○: A richiesta ◆: Disponibile in 48 ore

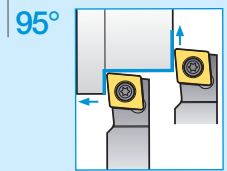
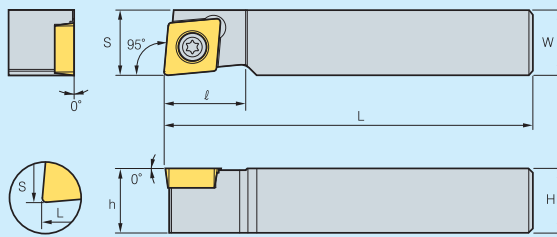
Tornitura

# B Utensili per fantina mobile

## SCLCR/L FM



CC..



In Figura: Utensile Destro

(mm)

Articolo	Stock		H	W	L	S	h	Inserto	Vite	Cacciavite
	R	L								
SCLCR/L 1010 M06 FM	◆	◆	10	10	150	10	10	CC.. 0602..	V25	TX7
1212 M06 FM	◆	◆	12	12	150	12	12			
1212 M09 FM	◆	◆	12	12	150	12	12	CC.. 09T3..	V4C	TX15
1616 M09 FM	◆	◆	16	16	150	16	16			
1616 M12 FM	◆	◆	16	16	150	16	16	CC.. 1204..	V5	TX20

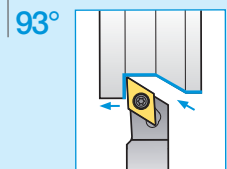
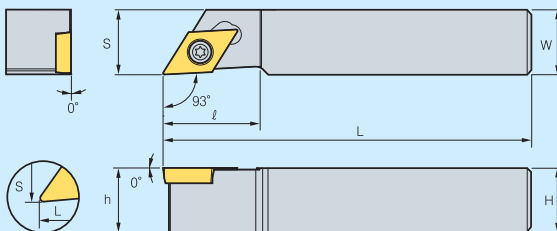
Inserto applicabile CAT. B Pag. 50,51,66,75,76,84,86

●: Disponibile ○: A richiesta ◆: Disponibile in 48 ore

## SDJCR/L FM



DC..



In Figura: Utensile Destro

(mm)

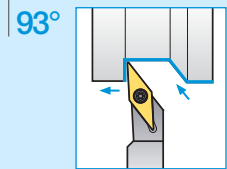
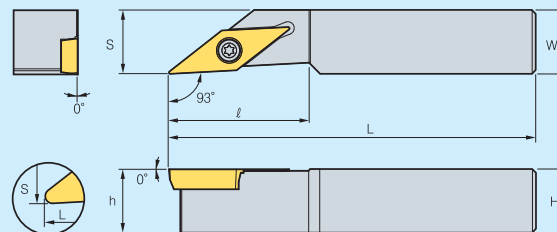
Articolo	Stock		H	W	L	S	h	Inserto	Vite	Cacciavite	Sede	Boccola
	R	L										
SDJCR/L 1010 M07 FM	◆	◆	10	10	150	10	10	DC.. 0702..	V25	TX7		
1212 M07 FM	◆	◆	12	12	150	12	12					
1616 M07 FM	◆	◆	16	16	150	16	16					
1212 M11 FM	◆	◆	12	12	150	12	12	DC.. 11T3..	V4C	TX15		
1616 M11 FM	◆	◆	16	16	150	16	16		V35	TX15	W2	X01

Inserto applicabile CAT. B Pag. 52,53,66,75,76,84,87

## SVJCR/L FM



VC..



In Figura: Utensile Destro

(mm)

Articolo	Stock		H	W	L	S	h	Inserto	Vite	Cacciavite
	R	L								
SVJCR/L 1010 M11 FM	◆	◆	10	10	150	10	10	VC.. 1103..	V25	TX7
1212 M11 FM	◆	◆	12	12	150	12	12			
1616 M11 FM	◆	◆	16	16	150	16	16			

Inserto applicabile CAT. B Pag. 62,63,67,75,76

●: Disponibile ○: A richiesta ◆: Disponibile in 48 ore

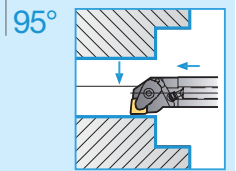
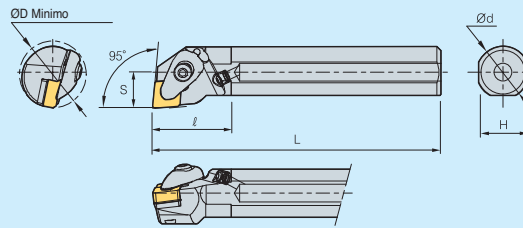


Tornitura

## A..DCLNR/L



CN..



In Figura: Utensile Destro

(mm)

Articolo	Stock		ØD	Ød	H	L	S	ℓ	Ricambi Inserto	Staffa	Vite Staffa	Sede	Vite	Molle	Ugello
	R	L													
A25R-DCLNR/L-09	○	○	32	25	23	200	17	27	CN.. 0903..	CVH3	CHX0415	SC32V	FTKA0307	SPR0510	CN0605
A25R-DCLNR/L-12	●	●	32	25	23	200	17	28	CN.. 1204..	CVH4	CHX0518	SC42V	FTKA0410	SPR0714	CN0605
A32S-DCLNR/L-12	●	●	40	32	30	250	22	27							
A40T-DCLNR/L-12	●	●	50	40	37	300	27	30							
A50U-DCLNR/L-16	●	●	63	50	47	350	35	40							

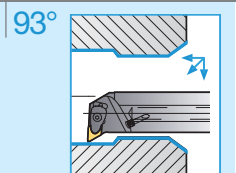
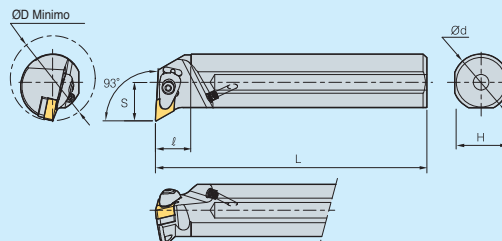
Inserto applicabile CAT. B Pag. 18,24,68,76,84,86,88,91

●: Disponibile ○: A richiesta ◆: Disponibile in 48 ore

## A..DDUNR/L



DN..



In Figura: Utensile Destro

(mm)

Articolo	Stock		ØD	Ød	H	L	S	ℓ	Ricambi Inserto	Staffa	Vite Staffa	Sede	Vite	Molle	Ugello
	R	L													
A40T-DDUNR/L-15	●	●	50	40	37	300	27	25	DN.. 1506..	CHV4	CHX0518	SD44V	FTKA0410	SPR0714	CN0605
A50U-DDUNR/L-15	○	○	63	50	47	350	35	30							

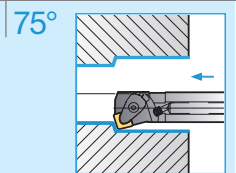
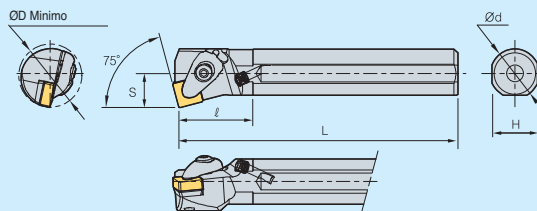
Inserto applicabile CAT. B Pag. 25,29,68,76,84,86,91

●: Disponibile ○: A richiesta ◆: Disponibile in 48 ore

## A..DSKNR/L



SN..



In Figura: Utensile Destro

(mm)

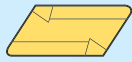
Articolo	Stock		ØD	Ød	H	L	S	ℓ	Ricambi Inserto	Staffa	Vite Staffa	Sede	Vite	Molle	Ugello
	R	L													
A25R-DSKNR/L-09	○	○	32	25	23	200	17	27	SN.. 0903..	CVH3	CHX0415	SS32V	FTKA0307	SPR0510	CN0605
A25R-DSKNR/L-12	●	●	32	25	23	200	17	28	SN.. 1204..	CVH4	CHX0518	SS42V	FTKA0410	SPR0714	CN0605
A32S-DSKNR/L-12	●	●	40	32	30	250	22	28							
A40T-DSKNR/L-12	○	○	50	40	37	300	27	28							

Inserto applicabile CAT. B Pag. 31,37,68,84,86,91

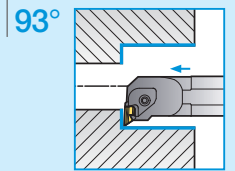
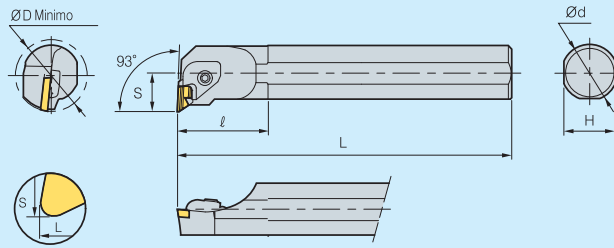
●: Disponibile ○: A richiesta ◆: Disponibile in 48 ore



## S..CKUNR/L



KN..



In Figura: Utensile Destro

(mm)

Articolo	Stock		ØD	Ød	H	L	S	l	Ricambi	Staffa	Vite	Molle	Sede	Perno	Spina	
	R	L														
S25T-CKUNR/L-16	●	●	32	25	23	300	18	50	KNUX 1604..	08 D/S*	C4	F1	A10 D/S*	G11	L2	
S32U-CKUNR/L-16	●	●	44	32	30	350	22	54								
S40V-CKUNR/L-16	◆	◆	48	40	37	400	27	60								

Inserto applicabile CAT. B Pag. 30

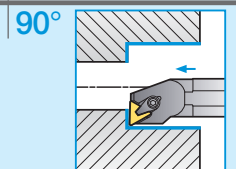
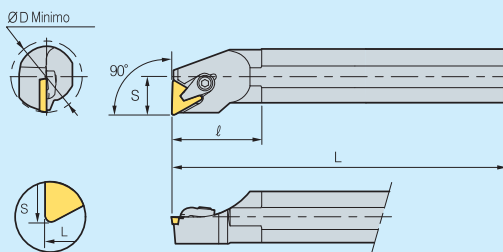
\* Indicare se Destro "D" o Sinistro "S"

●: Disponibile ○: A richiesta ◆: Disponibile in 48 ore

## S..CTFPR/L



TP..



In Figura: Utensile Destro

(mm)

Articolo	Stock		ØD	Ød	H	L	S	l	Ricambi	Staffa	Sede	Spina											
	R	L																					
S12M-CTFPR/L-11	●	●	16	12	11	150	9	26	TP.. 1103..	04													
S16R-CTFPR/L-11	●	●	20	16	15	200	11	28															
S20S-CTFPR/L-11	●	●	25	20	18	250	13	43															
S16R-CTFPR/L-16	●	●	20	16	15	200	11	28	TP.. 1603..	06c													
S20S-CTFPR/L-16	●	●	25	20	18	250	13	43															
S25T-CTFPR/L-16	●	●	32	25	23	300	17	49															
S32U-CTFPR/L-16	●	●	40	32	30	350	22	54															
S40V-CTFPR/L-16	◆	◆	50	40	37	400	27	58															

Inserto applicabile CAT. B Pag. 59,60,85,92

●: Disponibile ○: A richiesta ◆: Disponibile in 48 ore

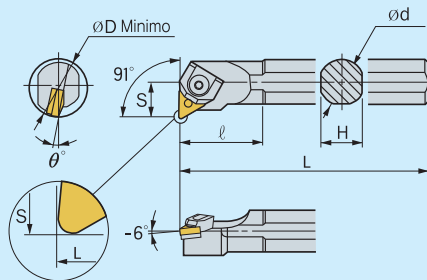


# B Portainseriti per interno

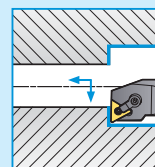
## S..MTFNR/L



TN..



91°



(mm)

Articolo	Stock		ØD	Ød	H	L	S	l	Inserto	Ricambi	Staffa	Sede	Vite	Perno	Grano		
	R	L									GS1	A16	S0	S1F	S3F		
S20S MTFNR/L 16	●	●	26	20	18	250	13	40	TN.. 1604..		S2*	A16	S0	S1F			
S25T MTFNR/L 16	●	●	32	25	23	300	17	50			GS1			S3F			
S32U MTFNR/L 16	●	●	40	32	30	350	22	55			E1	P1	G1				
S40V MTFNR/L 16	◆	◆	50	40	37	400	27	55									
S50W MTFNR/L 16	◆	◆	63	50	47	450	35	70									
S32U MTFNR/L 22	●	●	40	32	30	350	22	55	TN.. 2204..	GS2	E2	P2	G2				
S40V MTFNR/L 22	◆	◆	50	40	37	400	27	63									
S50W MTFNR/L 22	◆	◆	63	50	47	450	35	70									

Inserto applicabile CAT. B Pag. 38,43,68,84,86,92

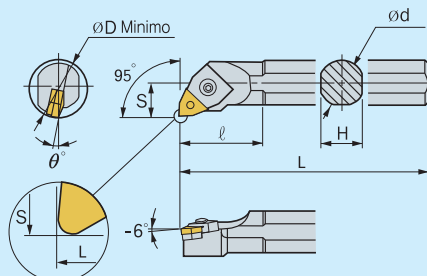
\* Indicare se Destro "D" o Sinistro "S"

●: Disponibile ○: A richiesta ◆: Disponibile in 48 ore

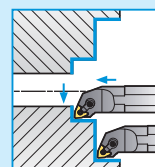
## S..MWLNR/L



WN..



95°



In Figura: Utensile Destro

(mm)

Articolo	Stock		ØD	Ød	H	L	S	l	Inserto	Ricambi	Staffa	Sede	Perno				
	R	L									GS4	E4	S3				
S25S MWLNR/L 08	●	●	32	25	23	250	17	42	WN.. 0804..		GS4	E4	S3				
S32U MWLNR/L 08	●	●	40	32	29	350	22	49									
S40V MWLNR/L 08	◆	◆	50	40	37	400	27	56									
S50W MWLNR/L 08	◆	◆	63	50	47	450	35	63									

Inserto applicabile CAT. B Pag. 4,48,69,92

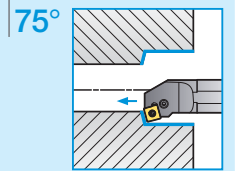
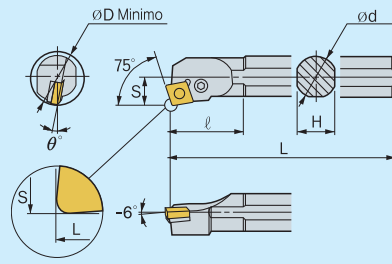
●: Disponibile ○: A richiesta ◆: Disponibile in 48 ore

Tornitura

## S..PCKNR/L



CN..



In Figura: Utensile Destro

(mm)

Articolo	Stock		ØD	Ød	H	L	S	ℓ	Ricambi Inserto	Vite	Sede	Spina	Leva			
	R	L														
S25T-PCKNR/L-12	●	●	32	25	23	300	17	42	CN.. 1204..	C1C						
S32U-PCKNR/L-12	●	◆	40	32	30	350	22	49		C1	A1	D1	B1			
S40V-PCKNR/L-12	◆	◆	50	40	37	400	27	56								
S50W-PCKNR/L-12	◆	◆	63	50	47	450	35	63								
S50W-PCKNR/L-19	◆	◆	63	50	47	450	35	63	CN.. 1906..	C2	A2	D2	B2			

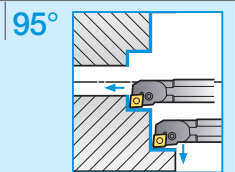
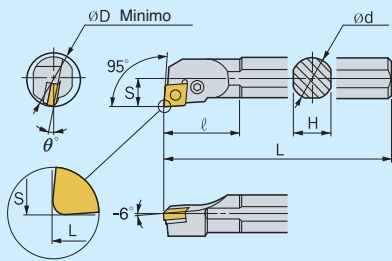
Inserto applicabile CAT. B Pag. 18,24,68,76,84,86,88,91

●: Disponibile ○: A richiesta ◆: Disponibile in 48 ore

## S..PCLNR/L



CN..



In Figura: Utensile Destro

(mm)

Articolo	Stock		ØD	Ød	H	L	S	ℓ	Ricambi Inserto	Vite	Sede	Spina	Leva			
	R	L														
S25T-PCLNR/L-12	●	●	32	25	23	300	17	42	CN..1204..	C1C						
S32U-PCLNR/L-12	●	●	40	32	30	350	22	49		C1	A1	D1	B1			
S40V-PCLNR/L-12	◆	◆	50	40	37	400	27	56								
S50W-PCLNR/L-12	◆	◆	63	50	47	450	35	56,4								
S40V-PCLNR/L-16	◆	◆	50	40	37	400	27	56	CN.. 1606..	C5	Y2	D5	B5			
S50W-PCLNR/L-16	◆	◆	63	50	47	450	35	56,4								
S50W-PCLNR/L-19	◆	◆	63	50	47	450	35	63	CN.. 1906..	C2	A2	D2	B2			

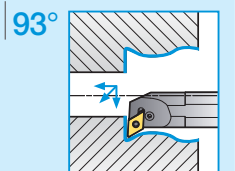
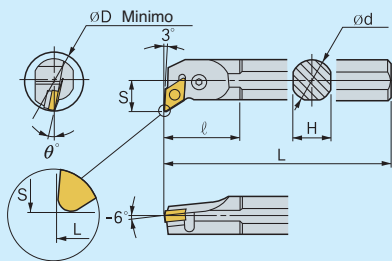
Inserto applicabile CAT. B Pag. 18,24,68,76,84,86,88,91

●: Disponibile ○: A richiesta ◆: Disponibile in 48 ore

## S..PDUNR/L



DN..



In Figura: Utensile Destro

(mm)

Articolo	Stock		ØD	Ød	H	L	S	ℓ	Ricambi Inserto	Vite	Sede	Spina	Leva			
	R	L														
S25T-PDUNR/L-15	●	●	32	25	23	300	17	45	DN.. 1506..	R1C						
S32U-PDUNR/L-15	●	◆	40	32	30	350	22	48		R1	A3	D1	B3			
S40V-PDUNR/L-15	◆	◆	50	40	37	400	27	56								
S50W-PDUNR/L-15	◆	◆	63	50	47	450	35	63								

Inserto applicabile CAT. B Pag. 25,29,68,76,84,86,91

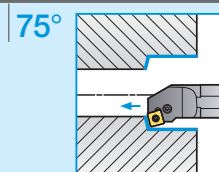
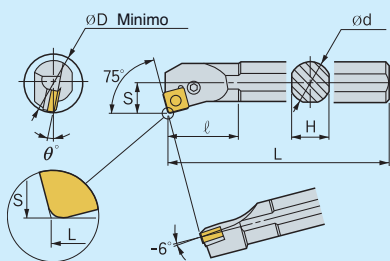
●: Disponibile ○: A richiesta ◆: Disponibile in 48 ore

# B Portainseriti per interno

## S..PSKNR/L



SN..



In Figura: Utensile Destro

(mm)

Articolo	Stock		$\varnothing D$	$\varnothing d$	H	L	S	$l$	Ricambi Inserto	Vite	Sede	Spina	Leva						
	R	L																	
S25T-PSKNR/L-12	●	◆	32	25	23	300	17	42	SN.. 1204..	C1C	A4	D1	B1						
S32U-PSKNR/L-12	●	◆	40	32	30	350	22	45		C1									
S40V-PSKNR/L-12	◆	◆	50	40	37	400	27	50											
S40V-PSKNR/L-15	◆	◆	50	40	37	400	27	50	SN.. 1506..	C5	Y1	D5	B5						
S50W-PSKNR/L-15	◆	◆	63	50	47	450	35	59,7											
S50W-PSKNR/L-19	◆	◆	63	50	47	450	35	60	SN.. 1906..	C2	A5	D2	B2						

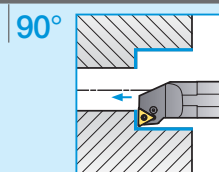
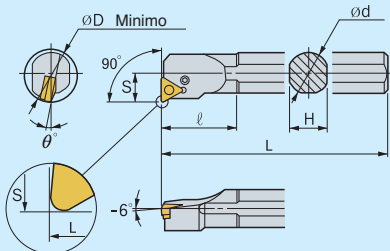
Inserto applicabile CAT. B Pag. 31,37,68,84,86,91

●: Disponibile ○: A richiesta ◆: Disponibile in 48 ore

## S..PTFNR/L



TN..



In Figura: Utensile Destro

(mm)

Articolo	Stock		$\varnothing D$	$\varnothing d$	H	L	S	$l$	Ricambi Inserto	Vite	Sede	Spina	Leva			
	R	L														
S20S-PTFNR/L-16	●	●	25	20	18	250	17	42	TN.. 1604..	121			111			
S25T-PTFNR/L-16	●	●	32	25	23	300	17	42								
S32U-PTFNR/L-16	●	●	40	32	30	350	22	49		C3	A6	D3	B4			
S40V-PTFNR/L-16	◆	◆	50	40	37	400	27	56								
S50W-PTFNR/L-16	◆	◆	63	50	47	450	35	63								
S40V-PTFNR/L-22	◆	◆	50	40	37	400	27	56	TN.. 2204..	C1	A7	D1	B1			
S50W-PTFNR/L-22	◆	◆	63	50	47	450	35	63								

Inserto applicabile CAT. B Pag. 38,43,68,84,86,92

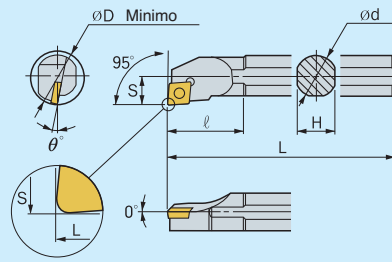
●: Disponibile ○: A richiesta ◆: Disponibile in 48 ore

Tornitura

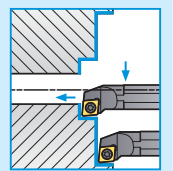
## S..SCLCR/L



CC..



95°



In Figura: Utensile Destro

(mm)

Articolo	Stock		øD	ød	H	L	S	ℓ	Inserto	Ricambi													
	R	L								Vite	Sede	Boccola	Cacciavite										
S07K-SCLCR/L-06	●	●	9	10	9	125	4,5	23	CC.. 0602..	V28			TX7										
S08K-SCLCR/L-06	●	●	10	10	9	125	5	23									V25						
S10K-SCLCR/L-06	●	●	12	10	9	125	6,5	23															
S12M-SCLCR/L-06	●	●	16	12	11	150	9	24															
S16R-SCLCR/L-06	●	●	20	16	15	200	11	32															
S12M-SCLCR/L-09	●	●	16	12	11	150	9	24															
S16R-SCLCR/L-09	●	●	20	16	15	200	11	32	CC.. 09T3..	V4C			TX15										
S20S-SCLCR/L-09	●	●	25	20	18	250	13	38		V4													
S25T-SCLCR/L-09	●	●	32	25	23	300	17	45															
S20S-SCLCR/L-12	●	●	25	20	18	250	13	38	CC.. 1204..	V5			TX20										
S25T-SCLCR/L-12	●	●	32	25	23	300	17	45															
S32U-SCLCR/L-12	◆	◆	40	32	30	350	22	50															
S40V-SCLCR/L-12	◆	◆	50	40	37	400	27	60		V40							W5	X02	TX15				

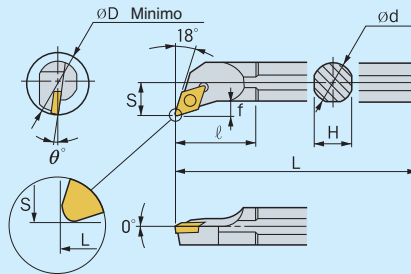
Inserto applicabile CAT. B Pag. 50,51,66,75,76,84,86

●: Disponibile ○: A richiesta ◆: Disponibile in 48 ore

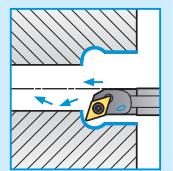
## S..SDQCR/L



DC..



108°



In Figura: Utensile Destro

(mm)

Articolo	Stock		øD	ød	H	L	S	ℓ	Inserto	Ricambi												
	R	L								Vite	Sede	Boccola	Cacciavite									
S16R-SDQCR/L-11	◆	◆	20	16	15	200	11	27	DC.. 11T3..	V4C			TX15									
S20S-SDQCR/L-11	◆	◆	25	20	18	250	13	40		V4												
S25T-SDQCR/L-11	◆	◆	32	25	23	300	17	46														
S32U-SDQCR/L-11	◆	◆	40	32	30	350	22	50														
S40V-SDQCR/L-11	◆	◆	50	40	37	400	27	60		V35							W2	X01	TX15			

Inserto applicabile CAT. B Pag. 52,53,66,75,76,84,87

●: Disponibile ○: A richiesta ◆: Disponibile in 48 ore



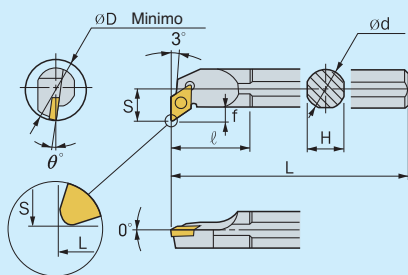
Tornitura

# B Portainseriti per interno

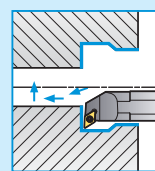
## S..SDUCR/L



DC..



93°



In Figura: Utensile Destro

(mm)

Articolo	Stock		$\varnothing D$	$\varnothing d$	H	L	S	$l$	Ricambi Inserto	Vite	Sede	Boccola	Cacciavite							
	R	L																		
S10K-SDUCR/L-07	●	●	13	10	9	125	7	20	DC.. 0702..	V25			TX7							
S12M-SDUCR/L-07	●	●	16	12	11	150	9	22		DC.. 11T3..	V4C			TX15						
S16R-SDUCR/L-07	●	●	20	16	15	200	11	27			V4									
S16R-SDUCR/L-11	●	●	20	16	15	200	11	27	V35		W2	X01	TX15							
S20S-SDUCR/L-11	●	●	25	20	18	250	13	40												
S25T-SDUCR/L-11	●	●	32	25	23	300	17	46												
S32U-SDUCR/L-11	●	●	40	32	30	350	22	50												
S40V-SDUCR/L-11	◆	◆	50	40	37	400	27	60												

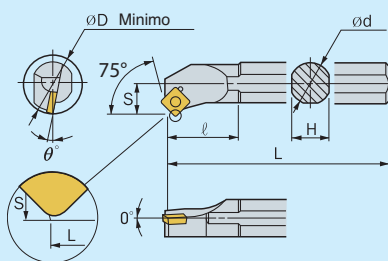
Inserto applicabile CAT. B Pag. 52,53,66,75,76,84,87

●: Disponibile ○: A richiesta ◆: Disponibile in 48 ore

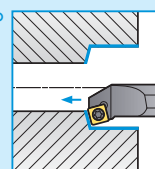
## S..SSKCR/L



SC..



75°



In Figura: Utensile Destro

(mm)

Articolo	Stock		$\varnothing D$	$\varnothing d$	H	L	S	$l$	Ricambi Inserto	Vite	Sede	Boccola	Cacciavite							
	R	L																		
S12M-SSKCR/L-09	◆	◆	16	12	11	150	9	28	SC.. 09T3..	V4C			TX15							
S16R-SSKCR/L-09	◆	◆	20	16	15	200	11	32		SC..1204..	V5			TX20						
S20S-SSKCR/L-09	◆	◆	25	20	18	250	13	34			V40	W4	X02	TX15						
S20S-SSKCR/L-12	◆	◆	25	20	18	250	13	34												
S25T-SSKCR/L-12	◆	◆	32	25	23	300	17	44												
S32U-SSKCR/L-12	◆	◆	40	32	30	350	22	51												
S40V-SSKCR/L-12	◆	◆	50	40	37	400	27	60												

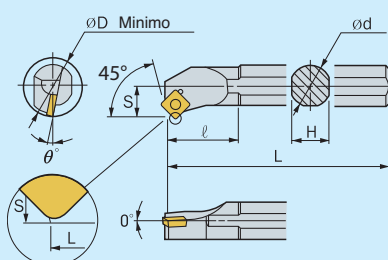
Inserto applicabile CAT. B Pag. 56,67

●: Disponibile ○: A richiesta ◆: Disponibile in 48 ore

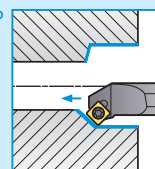
## S..SSSCR/L



SC..



45°



In Figura: Utensile Destro

(mm)

Articolo	Stock		$\varnothing D$	$\varnothing d$	H	L	S	$l$	Ricambi Inserto	Vite	Sede	Boccola	Cacciavite							
	R	L																		
S16R-SSSCR/L-09	◆	◆	20	15	15	200	11	30	SC.. 09T3..	V4C			TX15							
S20S-SSSCR/L-09	◆	◆	25	20	18	250	13	35												
S25T-SSSCR/L-09	◆	◆	32	25	23	300	17	48												

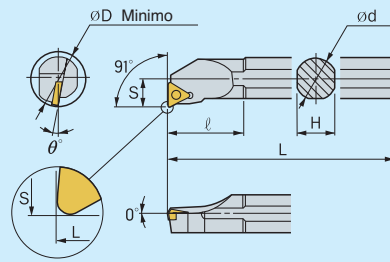
Inserto applicabile CAT. B Pag. 56,67

●: Disponibile ○: A richiesta ◆: Disponibile in 48 ore

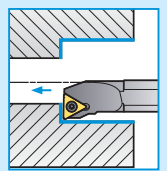
## S..STFCR/L



TC..



90°



In Figura: Utensile Destro

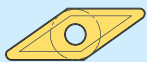
(mm)

Articolo	Stock		ØD	ød	H	L	S	l	Ricambi Inserto	Vite	Sede	Boccola	Cacciavite					
	R	L																
S10K-STFCR/L-09	●	●	13	10	9	125	7	22	TC..0902..	V22			TX7					
S12M-STFCR/L-09	●	●	16	12	11	150	9	28		V28								
S10K-STFCR/L-11	●	●	13	10	9	125	7	22	TC.. 1102..	V25			TX7					
S12M-STFCR/L-11	●	●	16	12	11	150	9	30										
S16R-STFCR/L-11	●	●	20	16	15	200	11	35	TC.. 16T3..	V4C V4 V35	W3	X01	TX15					
S20S-STFCR/L-11	●	●	25	20	18	250	13	36										
S16R-STFCR/L-16	●	●	20	16	15	200	11	35										
S20S-STFCR/L-16	●	●	25	20	18	250	13	36										
S25T-STFCR/L-16	●	●	32	25	23	300	17	49										
S32U-STFCR/L-16	●	●	40	32	30	350	22	50										
S40V-STFCR/L-16	◆	◆	50	40	37	400	27	60										

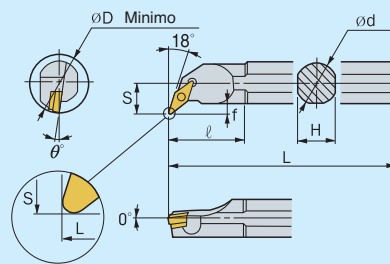
Inserto applicabile CAT. B Pag. 58,59,67,75,76,85,87

●: Disponibile ○: A richiesta ◆: Disponibile in 48 ore

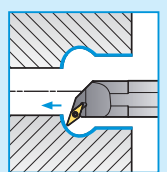
## S..SVQBR/L



VB..



108°



In Figura: Utensile Destro

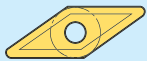
(mm)

Articolo	Stock		ØD	ød	H	L	S	l	Ricambi Inserto	Vite	Sede	Boccola	Cacciavite			
	R	L														
S25T-SVQBR/L-16	●	●	33	25	23	300	18	40	VB.. 1604..	V4			TX15			
S32U-SVQBR/L-16	◆	◆	40	32	30	350	22	43,6		V35	W1	X01				
S40V-SVQBR/L-16	◆	◆	50	40	37	400	27	64								

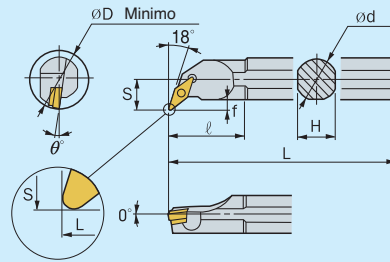
Inserto applicabile CAT. B Pag. 61,67,85,87

●: Disponibile ○: A richiesta ◆: Disponibile in 48 ore

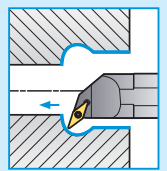
## S..SVQCR/L



VC..



108°



In Figura: Utensile Destro

(mm)

Articolo	Stock		ØD	ød	H	L	S	l	Ricambi Inserto	Vite	Sede	Boccola	Cacciavite			
	R	L														
S25T-SVQCR/L-16	●	●	33	25	23	300	18	40	VC.. 1604..	V4			TX15			
S32U-SVQCR/L-16	◆	◆	40	32	30	350	22	43,6		V35	W1	X01				
S40V-SVQCR/L-16	◆	◆	50	40	37	400	27	64								

Inserto applicabile CAT. B Pag. 62,63,67,75,76

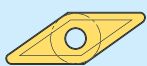
●: Disponibile ○: A richiesta ◆: Disponibile in 48 ore



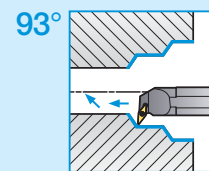
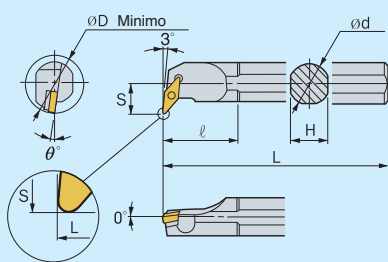


# B Portainseriti per interno

## S..SVUBR/L



VB..



In Figura: Utensile Destro

Articolo	Stock		ØD	Ød	H	L	S	l	Ricambi Inserto	Vite	Sede	Boccola	Cacciavite			
	R	L												(mm)		
S25T-SVUBR/L-16	●	●	33	25	23	300	23	18	VB.. 1604..	V4						
S32U-SVUBR/L-16	◆	◆	40	32	30	350	30	22		V35	W1	X01	TX15			
S40V-SVUBR/L-16	◆	◆	50	40	37	400	27	27								

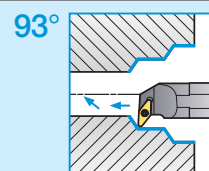
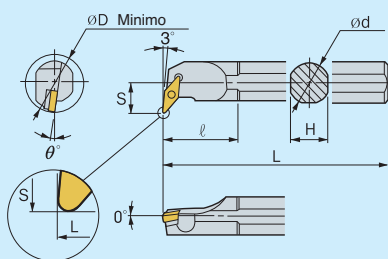
Inserto applicabile CAT. B Pag. 61,67,85,87

●: Disponibile ○: A richiesta ◆: Disponibile in 48 ore

## S..SVUCR/L



VC..



In Figura: Utensile Destro

Articolo	Stock		ØD	Ød	H	L	S	l	Ricambi Inserto	Vite	Sede	Boccola	Cacciavite			
	R	L												(mm)		
S25T-SVUCR/L-16	●	●	33	25	23	300	18	40	VC.. 1604..	V4						
S32U-SVUCR/L-16	●	●	40	32	30	350	22	49		V35	W1	X01	TX15			
S40V-SVUCR/L-16	●	●	50	40	37	400	27	56,5								

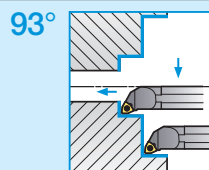
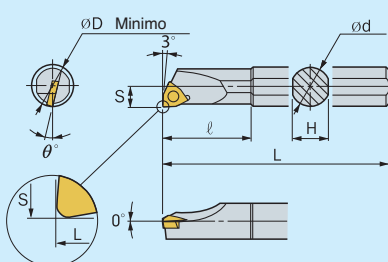
Inserto applicabile CAT. B Pag. 62,63,67,75,76

●: Disponibile ○: A richiesta ◆: Disponibile in 48 ore

## S..SWUCR/L



WC..



In Figura: Utensile Destro

Articolo	Stock		ØD	Ød	H	L	S	l	Ricambi Inserto	Vite	Cacciavite				
	R	L										(mm)			
S0508H-SWUCR/L-02	◆	◆	5.8	8	7	100	2,9	17	WC.. 020102	V20S	TX6				
S0608H-SWUCR/L-02	◆	◆	7	8	7	100	3,4	17							

Inserto applicabile CAT. B Pag. 63

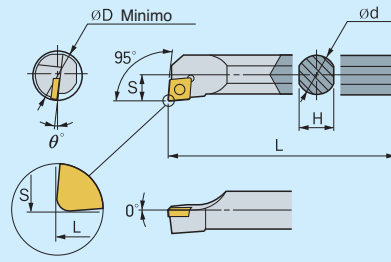
●: Disponibile ○: A richiesta ◆: Disponibile in 48 ore

Tornitura

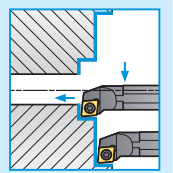
## E..SCLCR/L



CC..



95°



**Metallo Duro  
antivibrante**

In Figura: Utensile Destro

(mm)

Articolo	Stock		ØD	Ød	H	L	S	Ricambi	Vite	Cacciavite						
	R	L									Inserto					
E08K-SCLCR/L-06	●	●	10	8	7.5	125	4,5	CC..0602..	V28	TX7						
E10M-SCLCR/L-06	●	●	12	10	9.5	150	6,5				V25					
E12Q-SCLCR/L-06	●	●	16	12	11.3	180	9									
E16R-SCLCR/L-09	●	●	20	16	15	200	11	CC..09T3..	V4C	TX15						
E20S-SCLCR/L-09	●	●	25	20	19	250	13									
E25T-SCLCR/L-09	●	●	32	25	24	300	18									

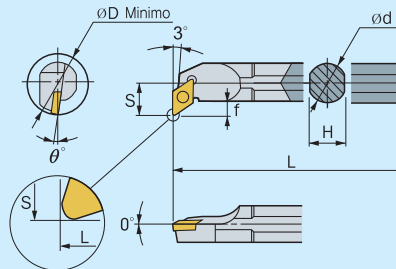
Inserto applicabile CAT. B Pag. 50,51,66,75,76,84,86

●: Disponibile ○: A richiesta ◆: Disponibile in 48 ore

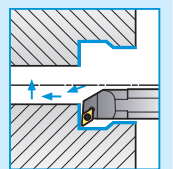
## E..SDUCR/L



DC..



93°



**Metallo Duro  
antivibrante**

In Figura: Utensile Destro

(mm)

Articolo	Stock		ØD	Ød	H	L	S	f	Ricambi	Vite	Cacciavite					
	R	L										Inserto				
E12Q-SDUCR/L-07	●	●	16	12	11,3	180	9	3	DC..0702..	V25	TX7					
E16R-SDUCR/L-07	●	●	20	16	15	200	11	3	DC..11T3..	V4	TX15					
E20S-SDUCR/L-11	●	●	25	20	19	250	13	3								

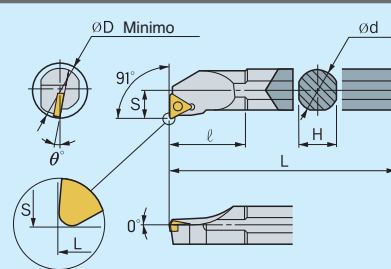
Inserto applicabile CAT. B Pag. 52,53,66,75,76,84,87

●: Disponibile ○: A richiesta ◆: Disponibile in 48 ore

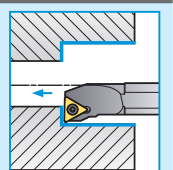
## E..STFCR/L



TC..



91°



**Metallo Duro  
antivibrante**

In Figura: Utensile Destro

(mm)

Articolo	Stock		ØD	Ød	H	L	S	Ricambi	Vite	Cacciavite					
	R	L									Inserto				
E10M-STFCR/L-09	●	●	13	10	9,5	150	7	TC.. 0902..	V22	TX7					
E12Q-STFCR/L-11	●	●	16	12	11,5	180	9	TC.. 1102..	V25	TX7					
E16R-STFCR/L-11	●	○	20	16	15,2	200	11								
E20S-STFCR/L-16	●	○	25	20	19	250	13	TC.. 16T3..	V4C	TX15					
E25T-STFCR/L-16	○	○	32	25	24	300	17								

Inserto applicabile CAT. B Pag. 58,59,67,75,76,85,87

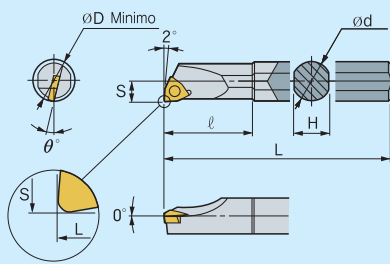
●: Disponibile ○: A richiesta ◆: Disponibile in 48 ore

# B Portainseriti per interno con stelo in Metallo duro

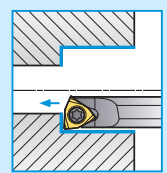
## E..SWUCR/L



WC GT



93°



**Metallo Duro  
antivibrante**

In Figura: Utensile Destro

(mm)

Articolo	Stock		ØD	Ød	H	L	S	ℓ	Ricambi Inserto	Vite	Cacciavite									
	R	L																		
E05H-SWUCR/L-02	●	●	5,8	5	4,7	85	2,9		WCGT 020102..	V20S	TX6									
E0508H-SWUCR/L-02	●	●	5,8	8	7	100	2,9	24												
E0608H-SWUCR/L-02	●	●	7,8	8	7	100	3,9	30												

Inserto applicabile CAT. B Pag. 63

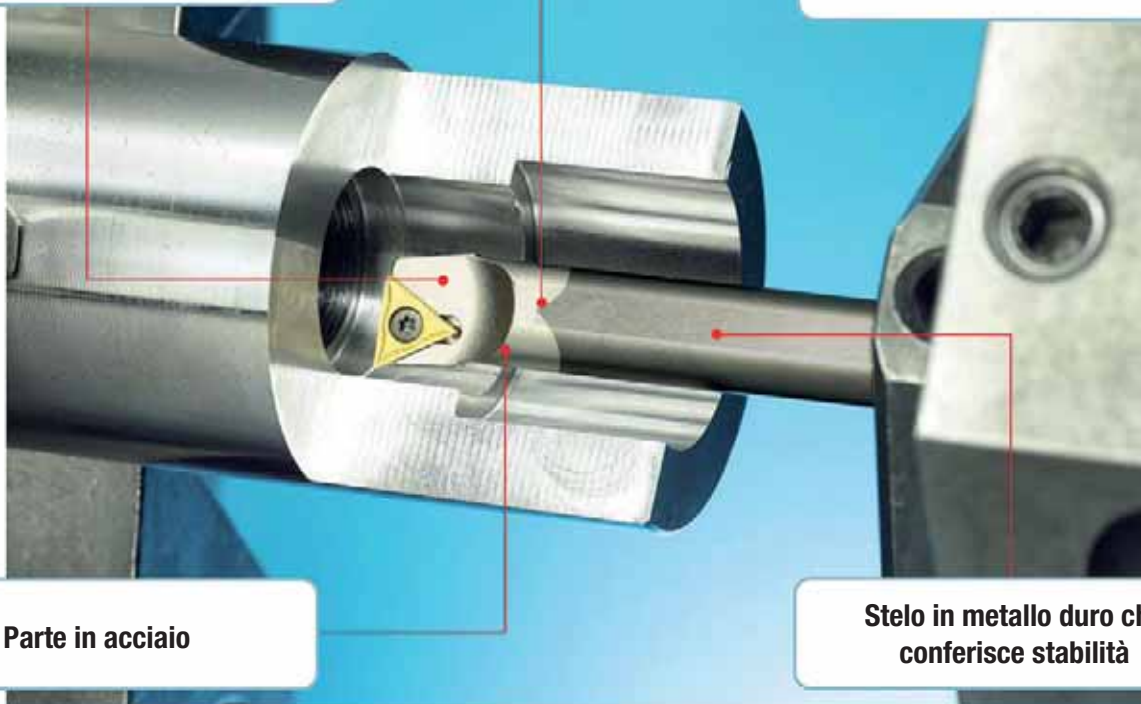
●: Disponibile ○: A richiesta ◆: Disponibile in 48 ore

**Scarico per il truciolo**

**Speciale saldobrasatura che conferisce stabilità**

**Parte in acciaio**

**Stelo in metallo duro che conferisce stabilità**



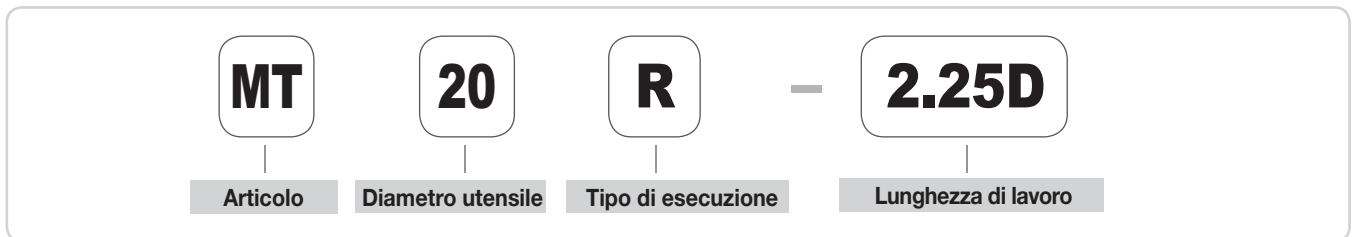
Tornitura

# MULTI TURN

## ● Caratteristiche Multi Turn

- Grazie allo speciale tagliente si riduce lo sforzo di taglio e migliora la superficie lavorata.
- Il nuovo design del rompitruciolo riduce le vibrazioni in entrata
- Ottimo controllo del truciolo per una buona evacuazione
- Il sistema di refrigerazione interno permette una durata utensile più lunga e una buona evacuazione del truciolo

## Sistema di codifica utensile



## ● Design utensile mediante analisi FEM

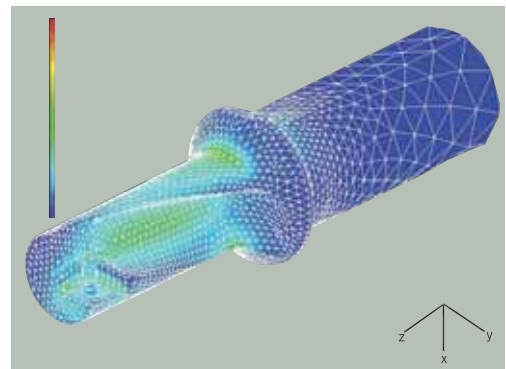
- Doppio sistema di lubrificazione
- Evacuazione trucioli e durata dell'inserto eccellenti



• Design ottimale dello scarico per ridurre al minimo gli sforzi di taglio

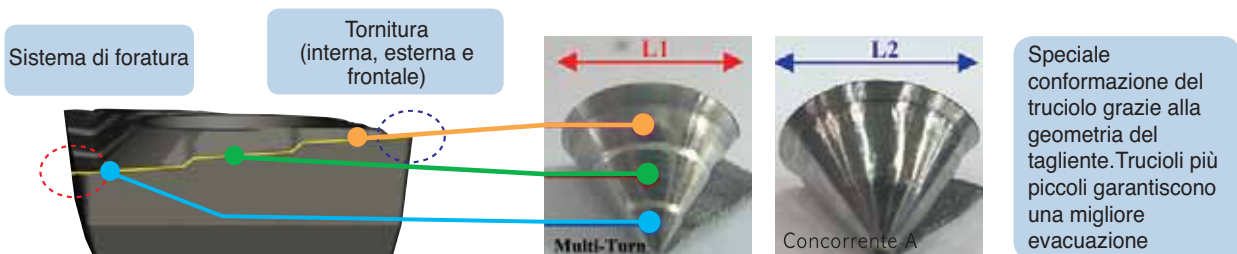
### Staffaggio Corretto

Il tagliente esterno deve essere più alto rispetto alla parte interna.



I ridotti sforzi di taglio prevengono i danni provocati dalle vibrazioni e garantiscono maggiore durata all'utensile

## ● Tagliente



Raffronto	Multi turn	Concorrente A	Concorrente B
fn 0,08 (mm/giro)			
fn 0,10 (mm/giro)			
Larghezza truciolo (%)	80%	100%	120%

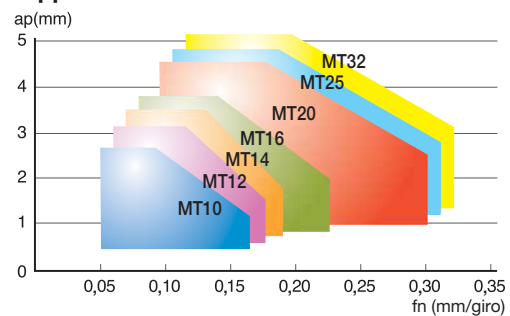


## Guida utente

### Tornitura interna / esterna



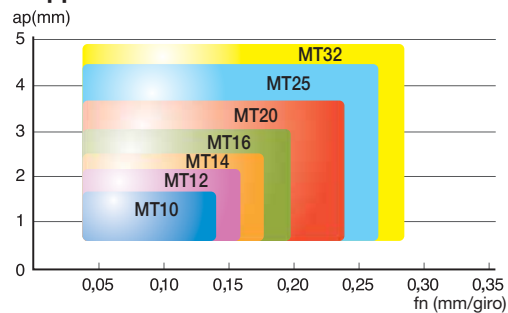
#### Applicazione ai diametri esterni/interni



### Sfacciatura



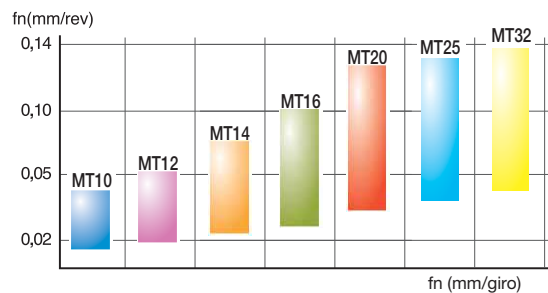
#### Applicazione lavorazioni incrociate



### Foratura

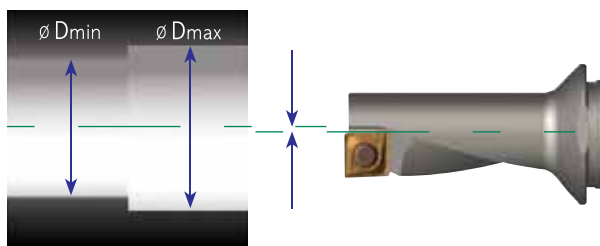


#### Avanzamento per punta

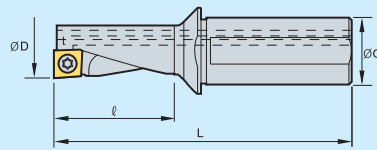
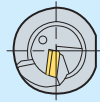


#### Applicazione (diametro min./max.)

Articolo	Diametro	∅ Dmin (mm)	∅ Dmax (mm)
MT10R/L-2.25D	10	9,85	10,35
MT12R/L-2.25D	12	11,85	12,35
MT14R/L-2.25D	14	13,85	14,35
MT16R/L-2.25D	16	15,85	16,35
MT20R/L-2.25D	20	19,85	20,35
<b>New</b> MT25R/L-2.25D	25	24,85	25,35
<b>New</b> MT32R/L-2.25D	32	31,85	32,35



MT (Multi Turn)



New

Articolo	Stock		øD	ød	l	L	Inserto	Vite	Cacciavite
	R	L							
MT10R/L-2.25D	●	●	10	12	22,5	69,5	QC..050204	FTNA0204S	TX6
MT12R/L-2.25D	●	●	12	16	27,0	48,0	QC..060204	FTNA02205S	TX6
MT14R/L-2.25D	●	●	14	16	31,5	83,5	QC..070304	FTKA02555	TX7
MT16R/L-2.25D	●	●	16	20	36,0	94,0	QC..080304	FTNA0306	TX9
MT20R/L-2.25D	●	●	20	25	45,0	111,0	QC..10T304	FTNA03508	TX15
MT25R/L-2.25D	●	●	25	32	56,5	130,0	QC..130408	FTNC04509	TW20S
MT32R/L-2.25D	●	●	32	40	72,0	160,0	QC..170508	FTNC04511	TW20S

(mm)

Inserto applicabile CAT. B Pag. B 55-66

●: Disponibile ○: A richiesta ◆: Disponibile in 48 ore

● Inserti

Foto	Articolo	Stock				l	d	t	r	ød1	Disegno
		P	M	K	N						
		NC3120	PC5300	NC6210	H01						
	QCMT 050204-CM	●	●	●		5,0	5,4	2,10	0,4	2,3	
	060204-CM	●	●	●		6,0	6,4	2,38	0,4	2,5	
	070304-CM	●	●	●		7,0	7,4	3,18	0,4	2,8	
	080304-CM	●	●	●		8,0	8,4	3,18	0,4	3,4	
	10T304-CM	●	●	●		10,0	10,4	3,97	0,4	4,0	
	130408-CM		●			12,7	13,5	4,76	0,8	5,5	
170508-CM		●			16,7	17,5	5,56	0,8	5,5		

Foto	Articolo	Leghe leggere				l	d	t	r	ød1	Disegno
		PD1000	H01+ TIALN	H01+ TIN	H01						
	QCGT 050204-CA		○	○	●	5,0	5,4	2,10	0,4	2,3	
	060204-CA		○	○	●	6,0	6,4	2,38	0,4	2,5	
	070304-CA		○	○	●	7,0	7,4	3,18	0,4	2,8	
	080304-CA		○	○	●	8,0	8,4	3,18	0,4	3,4	
	10T304-CA		○	○	●	10,0	10,4	3,97	0,4	4,0	
	130408-CA		○	○	●	12,7	13,5	4,76	0,8	5,5	
	170508-CA		○	○	●	16,7	17,5	5,56	0,8	5,5	

●: Disponibile ○: A richiesta ◆: Disponibile in 48 ore




Tornitura





Tornitura

# Indice



<b>A</b>			
A..DCLNR/L	Pag. B 115	DCLNR/L	Pag. B 97
A..DDUNR/L	Pag. B 115	DCMT	Pag. B 76
A..DSKNR/L	Pag. B 115	DCMT C25/HFP/HMP/MP/VF/VL	Da Pag. B 52 a B 53
A..DTFNR/L	Pag. B 116	DCMW OU	Pag. B 84
A..DWLNR/L	Pag. B 116	DDJNR/L	Pag. B 98
<b>C</b>			
CCET	Pag. B 50	DNGA	Pag. B 86
CCGT	Pag. B 50	DNGA	Pag. B 91
CCGT AK	Pag. B 66	DNMA	Pag. B 25
CCGW	Pag. B 86	DNMA OU	Pag. B 84
CCMT	Pag. B 76	DNMG	Da Pag. B 25 a B 29
CCMT C25/HFP/HMP/MP/VF/VL	Da Pag. B 50 a B 51	DNMG-HA	Pag. B 68
CCMW OU	Pag. B 84	DNMX	Pag. B 29
CKJNR/L	Pag. B 102	DNMX	Pag. B 76
CNGA	Pag. B 86	DSBNR/L	Pag. B 98
CNGA	Pag. B 91	DSDNN	Pag. B 99
CNMA	Pag. B 18	DSKNR/L	Pag. B 99
CNMA OU	Pag. B 84	DSSNR/L	Pag. B 99
CNMG	Da Pag. B 18 a B 22	DTFNR/L	Pag. B 100
CNMG-HA	Pag. B 68	DTGNR/L	Pag. B 100
CNMM	Da Pag. B 22 a B 24	DVJNR/L	Pag. B 100
CNMX	Pag. B 76	DVVNN	Pag. B 101
CPGT	Pag. B 52	DWLNR/L	Pag. B 101
CTFPR/L	Pag. B 102	<b>E</b>	
CTGPR/L	Pag. B 102	E..SCLCR/L	Pag. B 125
<b>D</b>			
DCBNR/L	Pag. B 97	E..SDUCR/L	Pag. B 125
DCGT	Pag. B 52	E..STFCR/L	Pag. B 125
DCGT AK	Pag. B 66	E..SWUCR/L	Pag. B 126
DCGW	Pag. B 87	<b>K</b>	
DCKNR/L	Pag. B 97	KGGN	Pag. B 70
		KNUX	Pag. B 30
		KRGN	Pag. B 70



<b>M</b>	
MT	Pag. B 129
MTJNR/L	Pag. B 109
MWLNLR/L	Pag. B 109
<b>P</b>	
PCBNR/L	Pag. B 103
PCKNR/L	Pag. B 103
PCLNR/L	Pag. B 103
PDJNR/L	Pag. B 104
PDNNR/L	Pag. B 104
PRDCN	Pag. B 104
PRGCR/L	Pag. B 105
PSBNR/L	Pag. B 105
PSKNR/L	Pag. B 106
PSSNR/L	Pag. B 107
PTFNR/L	Pag. B 107
PTGNR/L	Pag. B 107
PTTNR/L	Pag. B 108
PWLNLR/L	Pag. B 108
<b>Q</b>	
QCGT	Pag. B66
QCMT	Pag. B 55
<b>R</b>	
RCGT	Pag. B 66
RCGX	Pag. B 91
RCMT	Pag. B 55
RCMX	Pag. B 54
<b>S</b>	
S..CKUNR/L	Pag. B 117
S..CTFPR/L	Pag. B 117
S..MTFNR/L	Pag. B 118
S..MWLNLR/L	Pag. B 118

S..PCKNR/L	Pag. B 119
S..PCLNR/L	Pag. B 119
S..PDUNR/L	Pag. B 119
S..PSKNR/L	Pag. B 120
S..PTFNR/L	Pag. B 120
S..SCLCR/L	Pag. B 121
S..SDQCR/L	Pag. B 121
S..SDUCR/L	Pag. B 122
S..SSKCR/L	Pag. B 122
S..SSSCR/L	Pag. B 122
S..STFCR/L	Pag. B 123
S..SVQBR/L	Pag. B 123
S..SVQCR/L	Pag. B 123
S..SVUBR/L	Pag. B 124
S..SVUCR/L	Pag. B 124
S..SWUCR/L	Pag. B 124
SCGT	Pag. B 67
SCLCR/L	Pag. B 109
SCLCR/L	Pag. B 114
SCMT	Pag. B 56
SDJCR/L	Pag. B 110
SDJCR/L	Pag. B 114
SDNCN	Pag. B 110
SNGA	Pag. B 86
SNGA	Pag. B 91
SNGN	Pag. B 91
SNMA	Pag. B 31
SNMA OU	Pag. B 84
SNMG	Da Pag. B 31 a B 34
SNMG-HA	Pag. B 68
SNMM	Da Pag. B 34 a B 37
SP-A	Pag. B 70



SP-L-A/R-A	Pag. B 70
SPGN OU	Pag. B 85
SPMR	Pag. B 57
SRDCN	Pag. B 110
SRSCR/L	Pag. B 111
SSDCR/L	Pag. B 111
STFCR/L	Pag. B 111
STGCR/L	Pag. B 112
SVJBR/L	Pag. B 112
SVJCR/L	Pag. B 112
SVJCR/L	Pag. B 114
SVVBN	Pag. B 113
SVVCN	Pag. B 113

## T

TBGN-B	Pag. B 85
TBGT	Pag. B 57
TCGT	Pag. B 67
TCGW	Pag. B 87
TCMT	Pag. B 76
TCMT C25/HFP/HMP/MP/VF/VL	Da Pag. B 58 a B 59
TCMW OU	Pag. B 85
TNGA	Pag. B 86
TNGA	Pag. B 92
TNGG	Pag. B 43
TNMA	Pag. B 38
TNMA OU	Pag. B 84
TNMG	Da Pag. B 38 a B 42
TNMG-HA	Pag. B 68
TNMM	Pag. B 43
TNMX	Pag. B 43
TPGN	Pag. B 92
TPGN OU	Pag. B 85

TPGR	Pag. B 59
TPGT	Pag. B 59
TPGX	Pag. B 59
TPMR	Pag. B 60
TPMT	Pag. B 60

## V

VBGT	Pag. B 67
VBGW	Pag. B 87
VBMT	Pag. B 61
VBMW OU	Pag. B 85
VCGT	Pag. B 62
VCGT AK	Pag. B 67
VCMT	Pag. B 76
VCMT HMP/HFP/MP/VF/VL	Da Pag. B 62 a B 63
VNGA	Pag. B 92
VNMG	Pag. B 49

## W

WCGT	Pag. B 63
WNGA	Pag. B 92
WNMA	Pag. B 44
WNMG	Da Pag. B 44 a B 48
WNMG-HA	Pag. B 69























# PALEARICARLO

 **PALEARICARLO**

via Asmara, 7 - 21052 Busto Arsizio - Italia  
T +39 0331 350 000 - F +39 0331 341 410  
[info@palearicarlo.com](mailto:info@palearicarlo.com)

---

Filiale di Torino: Via Palestro, 28/C  
Venaria Reale - 10078 (TO) Italy  
T. e F +39 011 459 1618  
[torino@palearicarlo.com](mailto:torino@palearicarlo.com)  
[palearicarlo.com](http://palearicarlo.com)