



UTENSILI DA TAGLIO



FISSAGGIO MECCANICO

INDICE

Sezione	Argomento	Descrizione	Pag.	
Tornitura		Utensili per esterni	4	
		Utensili per interni	6	
		Inseri di tornitura	8	
		Codifica gradi	10	
		Gradi di tornitura	11	
		Geometrie rompitruciolo	14	
		Guida applicativa	18	
		Indice inserti e utensili per esterni	29	
		Indice inserti e utensili per interni	31	
		Articoli	<i>Utensili per esterni</i>	33
		<i>Utensili per interni</i>	48	
		<i>Inseri</i>	60	
Troncatura		Panoramica	114	
		Articoli	<i>Steli per troncatura</i>	116
			<i>Lame per troncatura</i>	121
			<i>Inseri</i>	122
			<i>KIT e Componenti idraulici</i>	124
Barenatura		Panoramica	129	
		Articoli	<i>Inseri</i>	131
			<i>Corpi</i>	140
Fresatura		Codifica inserti	142	
		Codifica corpi	144	
		Indice e panoramica corpi di fresatura	145	
		Indice e panoramica inserti di fresatura	146	
		Gradi e rompitrucioli di fresatura	147	
		Articoli	<i>Corpi per spianatura</i>	149
			<i>Inseri</i>	153
			<i>Corpi per spallamento a 90°</i>	166
			<i>Inseri</i>	170
			<i>Corpi per copiatura</i>	178
			<i>Prolunghe per corpi modulari</i>	180
		<i>Inseri</i>	181	
		<i>Corpi per sgrossatura ad elevato avanzamento</i>	184	
		<i>Inseri</i>	187	
Foratura		Panoramica	192	
		Articoli	<i>Corpi di foratura per inserti quadri</i>	194
			<i>Inseri</i>	197
			<i>Corpi di foratura per inserti trigoni</i>	198
			<i>Inseri</i>	200
Informazioni tecniche		Nomenclatura ISO 13399	202	
		Tabella conversione durezza	203	
		Parametri di taglio indicativi	204	
		Gruppi materiali	206	
		Tabella comparazione geometrie rompitruciolo	223	
		Tabella comparazione gradi di tornitura	224	
		Tabella comparazione gradi di fresatura	225	
	Indice alfanumerico	226		

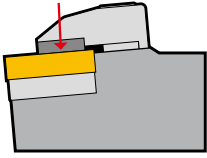
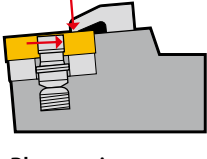
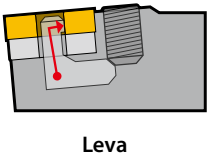

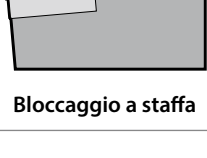


TORNITURA

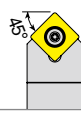





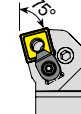
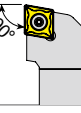
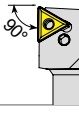



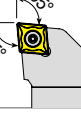

Chiavi di lettura codici ISO - utensili per esterni

1	2	3	4	5	6	7	8	9	10
P	C	L	N	R	25	25	M	12	(C)
Tipo fissaggio	Tipo inserto (1° lettera inserto)	Angoli di attacco	Angolo di spoglia (2° lettera inserto)	Direzione	Altezza (H)	Larghezza (B)	Lunghezza corpo (LF)	Lunghezza tagliente	(Con staffa)

1 - Sistema di bloccaggio

Simbolo	Sistema
C	 Staffa
M	 Bloccaggio a cuneo
P	 Leva
S	 Bloccaggio a vite
T (D, A)	 Bloccaggio a staffa

3 - Angoli di registrazione

Angolo	Tipo		
45°	D 	S 	
60°		T 	
63°	N 		
72.5°	V 		
75°	B 	K 	
90°	A 	G 	F 
93°		J 	U 
95°		L 	
107.5°		H 	

2, 4 - Compatibilità inserto



Chiavi di lettura codici ISO - utensili per esterni

1	2	3	4	5	6	7	8	9	10
S	D	J	C	R	20	20	K	11	(C)
Tipo fissaggio	Tipo inserto (1° lettera inserto)	Angoli di attacco	Angolo di spoglia (2° lettera inserto)	Direzione	Altezza (H)	Larghezza (B)	Lunghezza corpo (LF)	Lunghezza tagliente	(Con staffa)

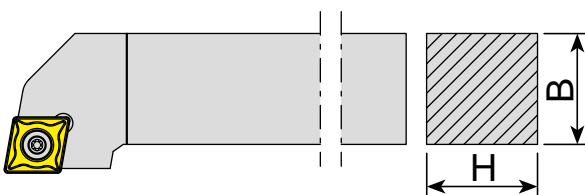
5 - Direzione

Simbolo	Direzione	
R	Destra	
L	Sinistra	
N	Neutro	

8 - Lunghezza (LF)

Simbolo	Lunghezza (mm)	Simbolo	Lunghezza (mm)
E	70	Q	180
F	80	R	200
G	90	S	250
H	100	T	300
K	125	U	350
M	150	V	400
P	170	X	Special

6, 7 - Altezza (H) / Larghezza (B)



9 - Lunghezza tagliente

Esempio	Compatibile con..
PCLNR 2525M 12	CNMG 120408
SCLCR 2020K 09	CCMT 09T308
TWLNR 2525M 08	WNMG 080408

10 - Con staffa

Simbolo	
C	Staffa inclusa in confezione

TORNITURA

TRONCATURA

BARENATURA

FRESATURA

FORATURA

INFORMAZIONI TECNICHE

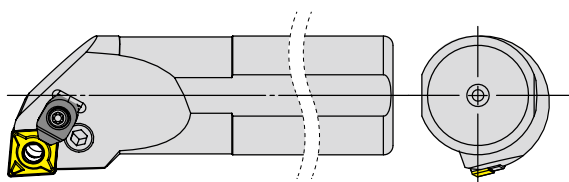
Chiavi di lettura codici ISO - utensili per interni

1	2	3	4	5	6	7	8	9	10	
A	32	S	-	P	C	L	N	R	12	(C)
Materiale	Diametro stelo (DCON)	Lunghezza corpo (LF)	Tipo fissaggio	Tipo inserto (1° lettera inserto)	Angoli di attacco	Angolo di spoglia (2° lettera inserto)	Direzione	Lunghezza tagliente	(Con staffa)	

1 - Materiale

Simbolo	Fori di refrigerazione	Materiale utensile
A	O	Acciaio
S	X	
E	O	Metallo duro
C	X	

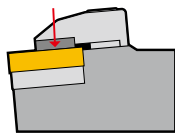
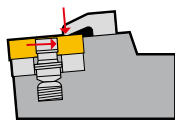
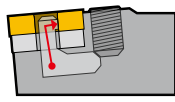
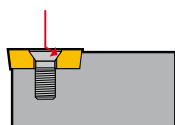
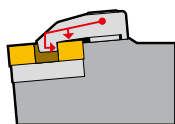
2 - Diametro stelo (DCON)



3 - Lunghezza corpo (LF)

Simbolo	Lunghezza (mm)	Simbolo	Lunghezza (mm)
E	70	Q	180
F	80	R	200
H	100	S	250
J	110	T	300
K	125	U	350
M	150	V	400
P	170		

4 - Tipo fissaggio

Simbolo	Sistema
C	 Staffa
M	 Bloccaggio a cuneo
P	 Leva
S	 Bloccaggio a vite
T (D, A)	 Bloccaggio a staffa

Chiavi di lettura codici ISO - utensili per interni

1	2	3	4	5	6	7	8	9	10	
A	32	S	-	P	C	L	N	R	12	(C)
Materiale	Diametro stelo (DCON)	Lunghezza corpo (LF)	Tipo fissaggio	Tipo inserto (1° lettera inserto)	Angoli di attacco	Angolo di spoglia (2° lettera inserto)	Direzione	Lunghezza tagliente	(Con staffa)	

6 - Angoli di attacco

Angolo	Tipo	
75°		K
90°		F
93°	J 	U
95°	L	
107.5°		Q

8 - Direzione

Simbolo	Direzione	
R	Destra	
L	Sinistra	
N	Neutro	

9 - Lunghezza tagliente

Esempio	Compatibile con..
PCLNR 2525M 12	CNMG 120408
SCLCR 2020K 09	CCMT 09T308
TWLN R 2525M 08	WNMG 080408

5, 7 - Compatibilità inserto



10 - Con staffa

Simbolo	
C	Staffa inclusa in confezione

TORNITURA

TRONCATURA

BARENATURA

FRESATURA

FORATURA










INFORMAZIONI TECNICHE

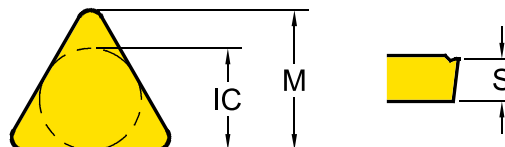
Chiavi di lettura codici ISO - inserti di tornitura

*Metrico: In accordo ISO 1832

1	2	3	4	5	6	7	8	9
C	N	M	G	12	04	08	-UG	YG3020
Forma	Angolo di spoglia	Tolleranze	Tipo inserto	Lato	Spessore	Raggio	Rompitruciolo	Grado

1 - Forma

Simbolo	Forma	
S	Quadrato	
T	Triangolare	
C	Rombico 80°	
D	Rombico 55°	
V	Rombico 35°	
W	Trigono	
L	Rettangolare	
K	Parallelogramma 55°	
R	Tondo	

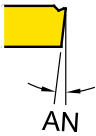


3 - Classi di tolleranza


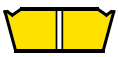






Simbolo	Cerchio inscritto IC (mm)	Altezza inserto M (mm)	Spessore S (mm)
C	± 0.025	± 0.013	± 0.025
E	± 0.025	± 0.025	± 0.025
G	± 0.025	± 0.025	± 0.13
H	± 0.013	± 0.013	± 0.025
K*	± 0.05 ~ 0.15*	± 0.013	± 0.025
M*	± 0.05 ~ 0.15*	± 0.08 ~ 0.2*	± 0.13
U*	± 0.08 ~ 0.25*	± 0.13 ~ 0.38*	± 0.13

* La tolleranza è diversa in base alla dimensione del cerchio inscritto
Riferimento ISO 1832

2 - Angolo di spoglia (AN)

Simbolo	Spoglia	
N	0°	
B	5°	
C	7°	
P	11°	
D	15°	
E	20°	
F	25°	
O	Speciale	

4 - Tipo inserto

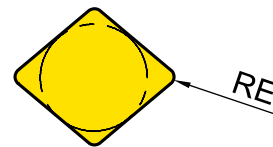
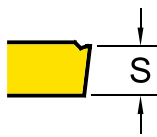
Simbolo	Serraggio	Rompitruciolo	Figura
N	Senza foro	X	
R		Monolaterale	
A	Foro di fissaggio	X	
M		Monolaterale	
G		Bilaterale	
W	Fissaggio a vite	X	
T		Monolaterale	
U		Bilaterale	
X		Speciale	

Chiavi di lettura codici ISO - inserti di tornitura

1	2	3	4	5	6	7	8	9
C	N	M	G	12	04	08	-UG	YG3020
Forma	Angolo di spoglia	Tolleranze	Tipo inserto	Lato	Spessore	Raggio	Rompitruciolo	Grado

5 - Dimensione inserto

Metrico							Cerchio inscritto IC (mm)
06	11	06	07	11			6.35
07							7.94
09	16	09	11	16	06	09 (00)	9.525
12	22	12	15	22	08	12 (00)	12.7
15		16					15.875
19		19					19.05
25		25					25.4
						06 (M0)	6
						08 (M0)	8
						10 (M0)	10
						12 (M0)	12
						16 (M0)	16



6 - Spessore inserto (S)

Metrico	Spessore - S (mm)
T1	1.98
02	2.38
03	3.18
T3	3.97
04	4.76
05	5.56
06	6.35
07	7.94
09	9.525

7 - Raggio inserto (RE)

Metrico	Raggio- RE (mm)
01	0.1
02	0.2
04	0.4
08	0.8
12	1.2
16	1.6
20	2.0
24	2.4

Codifica gradi

1	2	3	4	5	6
YG	3	0	2	0	(G)
Brand YG	Materiale lavorato	Versione grado	Range applicazione (1° Digit)	Range applicazione (2° Digit)	Variazione minore
MD CVD (4 Digits)	●	●	●	●	YG3020
MD PVD (3 Digits)	●	●	●		YG211
MD NON RIVESTITO (2 Digits)	●	●			YG10




1 - Brand YG

2 - Materiale lavorato

Simbolo	Materiale lavorato	Tornitura	Fresatura	Foratura	Troncatura
1	K Ghisa N Materiali non ferrosi	●			
2	M Acciai Inox	●			
3	P Acciai	●			
4	S Superleghe	●			
5	K Ghisa N Materiali non ferrosi		●	●	●
6	M Acciai Inox Generico		●	●	●
7	P Acciai		●	●	●
8	Generico	●			

3 - Versione grado

4 & 5 - Range applicazione

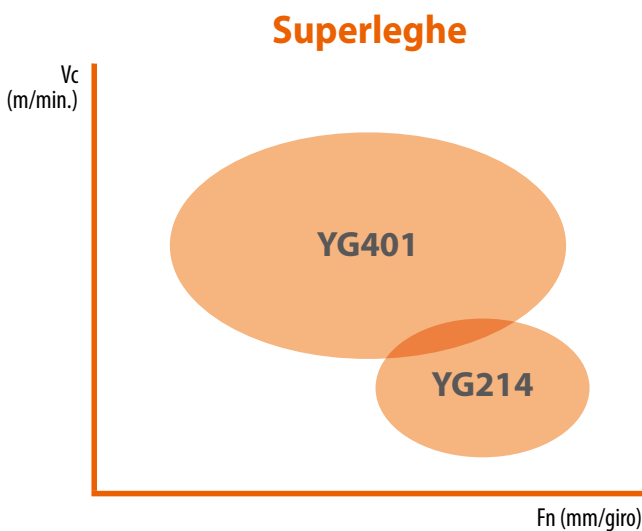

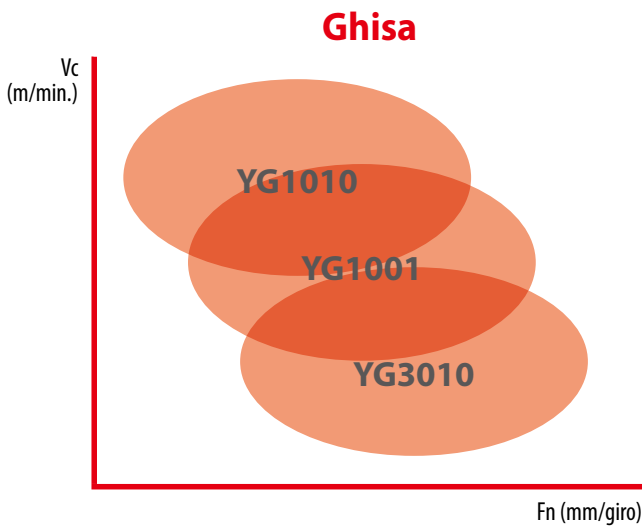
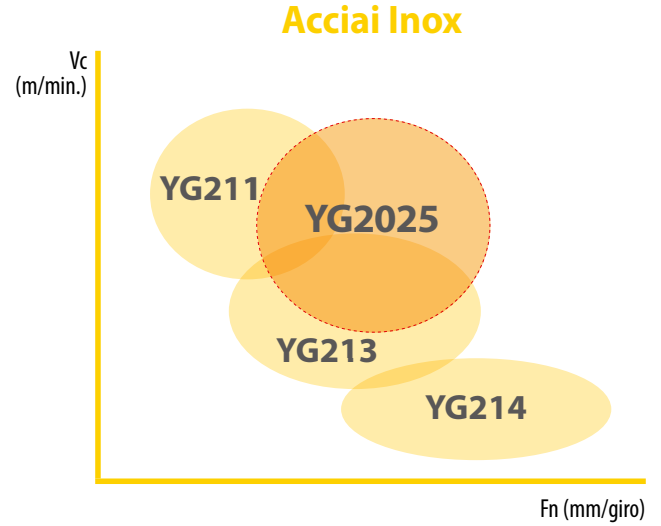
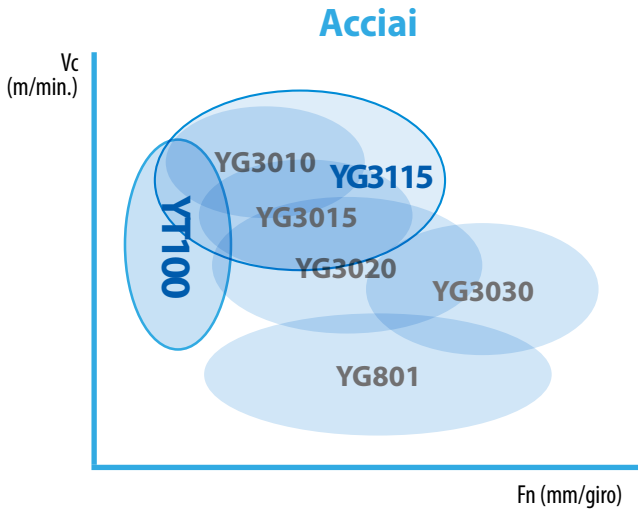
Simbolo	
05	 <p>Resistente all'usura Applicazioni stabili Taglio continuo Finitura</p>
10	
15	
20	
25	
30	 <p>Applicazioni medie elevata versatilità Applicazioni generiche</p>
35	
40	
45	
45	
45	 <p>Grado tenace Applicazioni instabili Taglio interrotto Resistente alla scheggiatura</p>

(6) - (Variazione minore)

G - Rivestimento Gold

Panoramica dei prodotti

Gradi di tornitura



TORNITURA

TRONCATURA

BARENATURA

FRESATURA

FORATURA

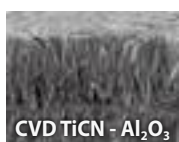
INFORMAZIONI TECNICHE

Panoramica dei prodotti Gradi di tornitura

Gradi di tornitura	P Acciai				M Inox			K Ghisa			N Non ferrosi		S Superleghe	
	P10	P20	P30	P40	M10	M20	M30	K10	K20	K30	N10	N20	S10	S20
CVD	YG1010							1010						
	YG1001	1001						1001						
	YG3010	3010						3010						
	YG3015	3015												
	YG3115	3115												
	YG3020	3020												
	YG3030	3030												
	YG2025					2025								
PVD	YG801	801												
	YG211					211								
	YG213					213								
	YG214					214						214		
	YG401												401	
Cermet	YT100	YT100			YT100			YT100						
DLC	YG100										100			
-	YG10										10			

YG1010

K05 - K15



CVD TiCN - Al₂O₃

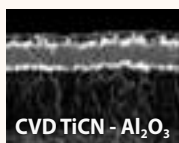
Lavorazione alta velocità per Ghisa

- Rivestimento specifico per lavorazioni ad alta velocità
- Speciale trattamento per aumentare la resistenza alla scheggiatura

YG1001

P01 - P10

K10 - K25



CVD TiCN - Al₂O₃

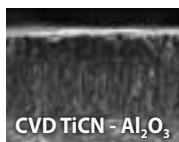
Prima scelta per lavorazione di Ghisa in condizioni stabili

- Substrato con elevata resistenza all'usura
- Il rivestimento Al₂O₃ assicura una buona resistenza all'usura ad elevate velocità di taglio

YG3010

P05 - P20

K15 - K35



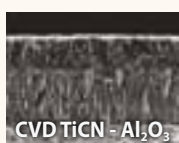
CVD TiCN - Al₂O₃

Prima scelta per finitura di Acciaio e Ghisa malleabile

- Lavorazioni leggere ed operazioni di finitura in condizioni stabili
- La nuova tecnologia di rivestimento Al₂O₃, abbinata ad un trattamento di levigatura, migliora la resistenza all'usura e alla scheggiatura

YG3015

P10 - P25



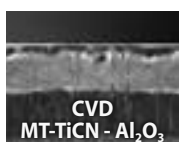
CVD TiCN - Al₂O₃

Prima scelta per lavorazioni medie e finitura di Acciaio

- La nuova tecnologia di rivestimento Al₂O₃, abbinata ad un trattamento di levigatura, migliora la resistenza all'usura e alla scheggiatura

YG3115

P10 - P25



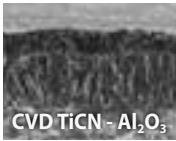
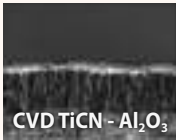

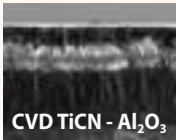
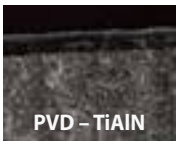

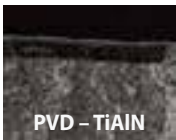
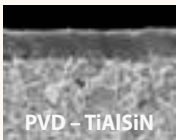



CVD MT-TiCN - Al₂O₃

Prima scelta per lavorazione su Acciai in Alta Velocità

- Adatto per la produzione massiva grazie alla durata dell'utensile costante
- Riduzione del tagliante di riporto grazie al nuovo trattamento superficiale negli acciai dolci, a basso tenore di carbonio e in acciaio legato a basso tenore di carbonio
- La scelta migliore sia per tagli continui che interrotti

Panoramica dei prodotti

Gradi di tornitura

YG3020 P15 - P30	 CVD TiCN - Al ₂ O ₃	Prima scelta per applicazioni generiche su Acciaio <ul style="list-style-type: none"> • Substrato tenace • La superficie levigata riduce il coefficiente di attrito, migliora la resistenza all'usura e affidabilità in lavoro
YG3030 P20 - P35	 CVD TiCN - Al ₂ O ₃	Taglio interrotto su Acciai e Acciai Inox <ul style="list-style-type: none"> • Grado tenace per lavorazioni in presenza di forte taglio interrotto • Tornitura di Inox a medie velocità
YG801 P10 - P30	 PVD - TiAlN	Per applicazioni su acciai al carbonio con basse Vc <ul style="list-style-type: none"> • Lavorazioni di Acciai & Acciai Inox, applicazioni di barenatura • Rivestimento PVD e substrato con eccellente resistenza all'usura
YG2025 M15 - M35	 CVD TiCN - Al ₂ O ₃	Grado CVD per velocità di taglio elevate per acciaio inossidabile <ul style="list-style-type: none"> • Utilizzo di un nuovo substrato in metallo duro e di un nuovo rivestimento • Eccellente combinazione di resistenza all'usura e resistenza alla scheggiatura • Tagliente di riporto ridotto al minimo grazie al successivo trattamento superficiale
YG211 M05 - M25	 PVD - TiAlN	Grado con elevata resistenza all'usura per lavorazione di Acciai Inox <ul style="list-style-type: none"> • Particolarmente indicato per operazioni di finitura in condizioni di lavoro stabili
YG213 M20 - M35	 PVD - TiAlN	Prima scelta per tornitura di Inox <ul style="list-style-type: none"> • Applicabile in condizioni di stabilità e medie velocità di taglio
YG214 M30 - M40 S25 - S30	 PVD - TiAlN	Prima scelta nelle lavorazioni di Superleghe e Acciai Inox in condizioni di forte taglio interrotto <ul style="list-style-type: none"> • Il grado estremamente tenace minimizza la scheggiatura anche in condizioni gravose e di forte instabilità
YG401 S10 - S20	 PVD - TiAlSiN	Grado specifico per Superleghe <ul style="list-style-type: none"> • Struttura TiAlN altamente resistente al calore per un'eccellente resistenza all'usura • Il trattamento superficiale migliora il coefficiente di attrito con relativo abbassamento delle temperature in esercizio
YT100 P10 - P20 M10 - M20 K10 - K20	 Cermet	Grado Cermet di nuova generazione <ul style="list-style-type: none"> • Maggiore resistenza all'usura e alla scheggiatura • Eccellente resistenza alla frattura • Finitura superficiale superiore con speciale preparazione dei taglienti
YG100 N05 - N25	 DLC	Prima scelta per lavorazione dell'alluminio, rivestimento DLC <ul style="list-style-type: none"> • Metallo duro sub-micro grana con elevata resistenza all'usura • Il rivestimento DLC minimizza la formazione del TDR e incrementa la vita utensile nella lavorazione di materiali tendenti all'incollamento
YG10 N05 - N25	 Non rivestito	MD non rivestito per applicazioni generiche su alluminio <ul style="list-style-type: none"> • Substrato in metallo duro submicro grana con elevata resistenza all'usura • La superficie lappata minimizza la formazione del tagliente di riporto

TORNATURA

TRONCATURA


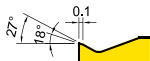

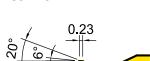
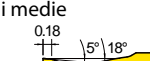
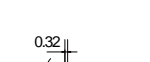


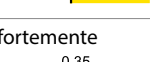

BARENATURA

FRESATURA

FORATURA

INFORMAZIONI TECNICHE

Geometrie rompitruciolo - Inserti negativi

	P	M	K	N	S			Avanzamento						Fn (mm/giro)		
								0	0.1	0.2	0.3	0.4	0.5	0.6		
TORNTURATURA	P					UF		Finitura	Fn 0.05~0.25						Ap 0.5~2.5	
TRONCATURA	P					UL		Semi-finitura anche di materiali pastosi	Fn 0.1~0.3						Ap 1.0~3.0	
TRONCATURA	P					UM		Per condizioni medie ed instabili	Fn 0.15~0.3						Ap 1.0~3.0	
TRONCATURA	P					UG		Prima scelta per applicazioni medie (Applicazioni)	Fn 0.2~0.4						Ap 1.5~3.0	
BARENATURA	P					PWM		Wiper per lavorazioni medie	Fn 0.1~0.5						Ap 0.5~3.5	
BARENATURA	P					UH		Basse forze di taglio	Fn 0.35~0.7						Ap 1.0~9.0 →	
FRESATURA	P					UT		Sgrossatura pesante	Fn 0.5~1.0 →						Ap 3.0~12.0 →	
FRESATURA	P		K			UC		Media sgrossatura e prima scelta per Ghisa	Fn 0.2~0.4						Ap 1.5~4.0	
FORATURA	P		K			UR		Sgrossatura e taglio fortemente interrotto	Fn 0.3~0.5						Ap 2.0~5.0	
FORATURA			K			..MA		Sgrossatura pesante Ghisa	Fn 0.15~0.50						Ap 1.0~5.0	
INFORMAZIONI TECNICHE									0 1 2 3 4 5 6						Profondità di passata Ap (mm)	

Panoramica prodotti

Geometrie rompitruciolo - Inserti negativi

P	M	K	N	S	Avanzamento	Fn (mm/giro)												
						0	0.1	0.2	0.3	0.4	0.5	0.6						
		K			KR	Sgrossatura pesante												
	M				MF	Finitura di acciaio Inox												
P	M				MM	Lavorazioni medie di acciaio Inox e acciai a bassa resistenza												
	M				MG	Prima scelta lavorazioni medie per acciai Inox												
	M				MR	Sgrossatura di acciaio Inox												
					SF	Finitura HRSA												
					SM	Lavorazioni medie HRSA												
					SR	Sgrossatura HRSA												
P	M	K			PSF	Cermet per finitura												
P	M	K			-C	Cermet per lavorazioni medie												

Profondità di passata Ap (mm)

TORNITURA

TRONCATURA

BARENATURA

FRESATURA

FORATURA

INFORMAZIONI TECNICHE

Geometrie rompitruciolo - Inserti negativi

TORNITURA

TRONCATURA

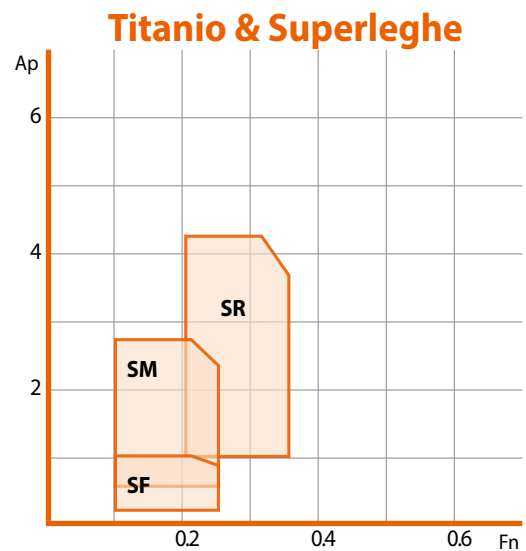
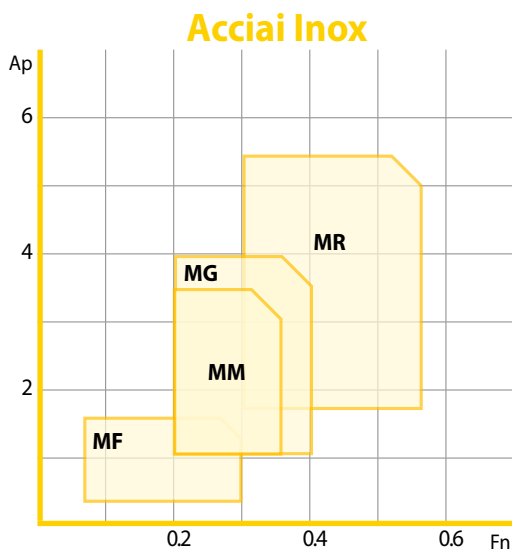
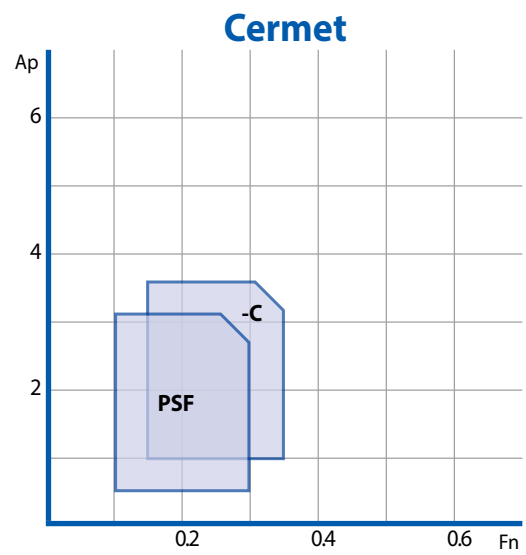
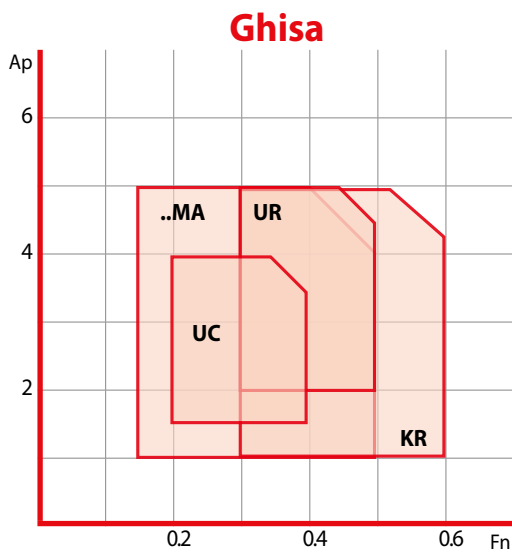
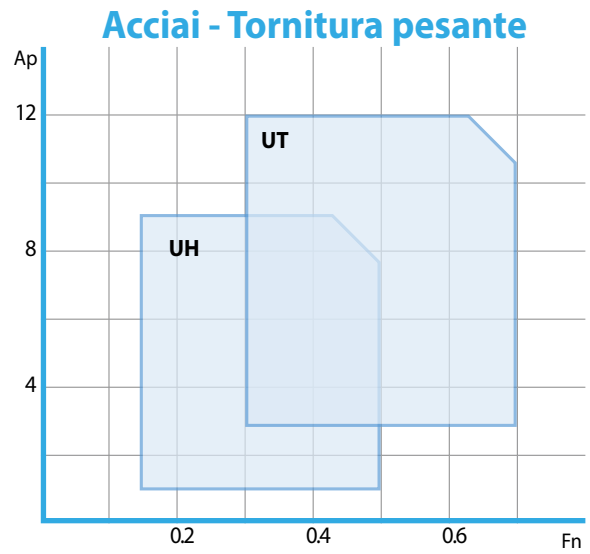
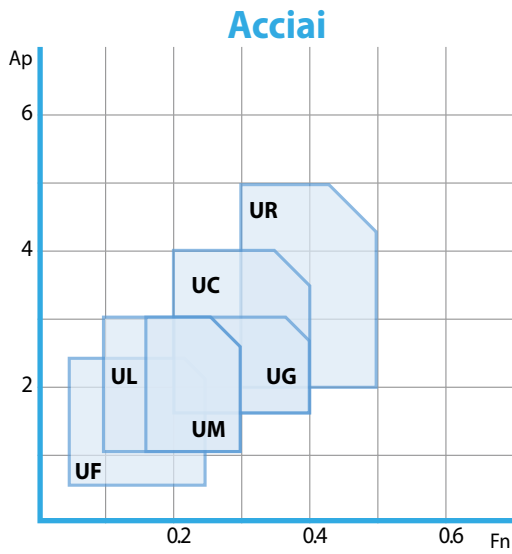
BARENATURA

FRESATURA

FORATURA

INFORMAZIONI TECNICHE

Ap : mm
Fn : mm/giro



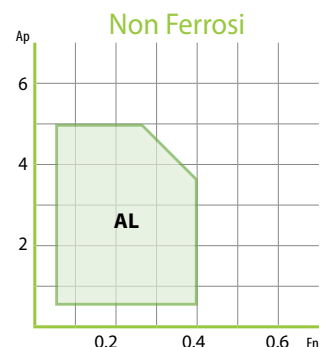
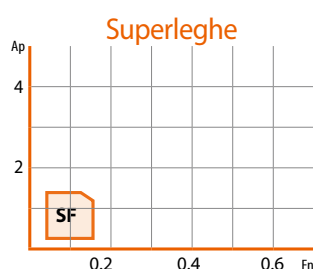
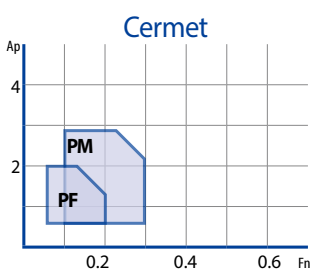
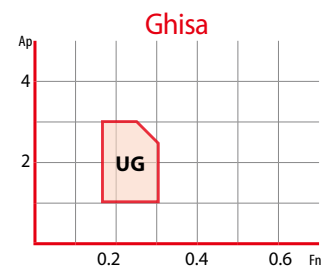
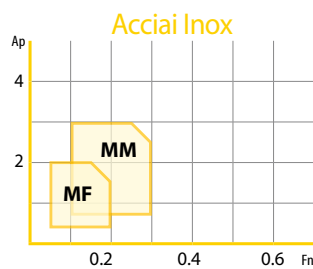
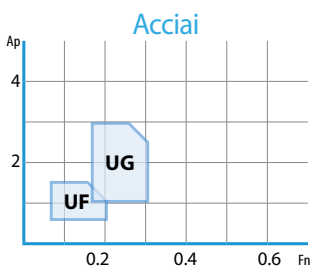
Panoramica prodotti

Geometrie rompitruciolo - Inserti positivi

P	M	K	N	S	AL	Applicazioni su alluminio	Avanzamento						
							0	0.1	0.2	0.3	0.4	0.5	0.6
			N				Fn 0.05~0.4 Ap 0.5~5.0						
P	M				UF	Finitura		Fn 0.05~0.2 Ap 0.5~1.5					
P		K			UG	Applicazioni medie		Fn 0.15~0.3 Ap 1.0~3.0					
	M				MF	Finitura di acciaio Inox		Fn 0.05~0.2 Ap 0.5~2.0					
	M				MM	Lavorazioni medie di acciaio Inox		Fn 0.10~0.3 Ap 0.5~3.0					
	M			S	SF	Finitura di Acciaio Inox e HRSA		Fn 0.02~0.15 Ap 0.1~1.5					
P	M	K			PF	Cermet per finitura		Fn 0.05~0.2 Ap 0.5~2.0					
P	M	K			PM	Cermet per lavorazioni medie		Fn 0.1~0.3 Ap 0.5~3.0					

Ap : mm
 Fn : mm/giro

0 1 2 3 4 5 6
 Profondità di passata Ap (mm)



TORNITURA

TRONCATURA

BARENATURA

FRESATURA

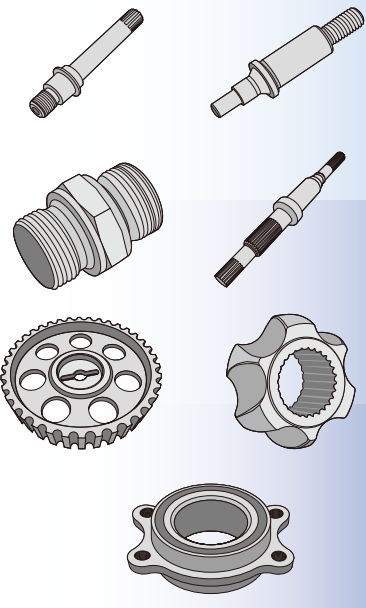
FORATURA

INFORMAZIONI TECNICHE

Raccomandazione grado MD in funzione delle condizioni

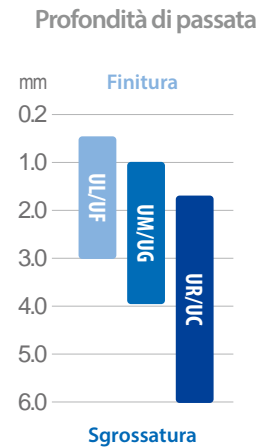
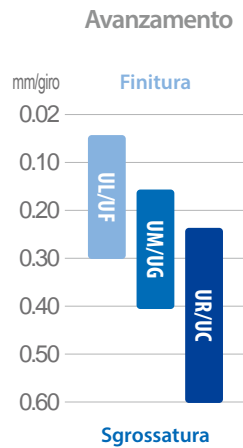
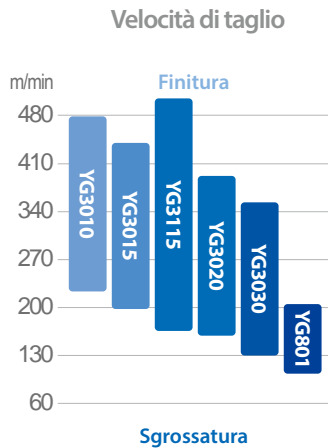
	<p>CONDIZIONI DI LAVORO STABILI</p> <ul style="list-style-type: none"> • Tagli continui • Vc elevate • Sovra-metalli uniformi • Bloccaggio eccellente del pezzo • Sporgenza utensile e pezzo ridotta • Durezza materiale uniforme 	<p>DURO</p> <p>↑</p> <p>YG3010</p> <p>YG3015/20</p> <p>YG3030</p> <p>↓</p> <p>TENACE</p>
	<p>CONDIZIONI DI LAVORO MEDIE</p> <ul style="list-style-type: none"> • Passate di profilatura • Vc moderate • Pezzi forgiati o fusi • Sovra-metalli non costanti • Buon bloccaggio del pezzo 	
	<p>CONDIZIONI DI LAVORO INSTABILI</p> <ul style="list-style-type: none"> • Taglio interrotto • Basse Vc • Pezzi di forgiatura con crosta forgiata o fusa • Bloccaggio instabile del pezzo • Sporgenza elevata dell'utensile 	

Rompitruciolo - Condizioni di stabilità

		Tagliante affilato	Medio	Tagliante robusto
	Continuo	-UF	-UL	-UM
	Medio			-UG
	Interrotto			-UC -UR -KR

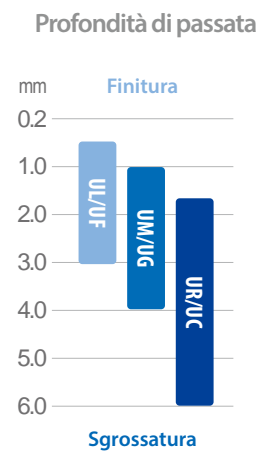
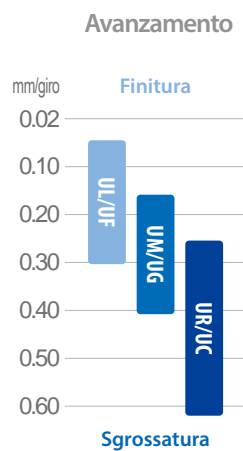
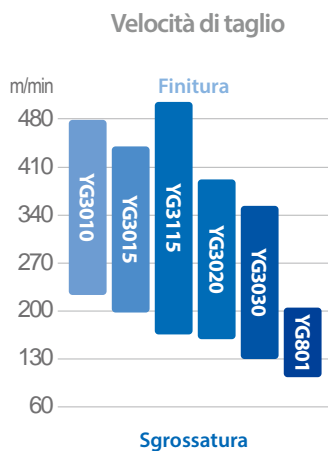
Guida applicativa Acciai

P										
Acciaio non legato a basso tenore di carbonio (0.15%)										
VDI	JIS	DIN	Mat'l No.	AISI/ASTM	SS	AFNOR	UNI	UNE	BS	GOST
1	S15C	CK15	1.0401	1015	1350	XC18	C15	F.1110	080M15	15



Scelta consigliata
YG3030 - Vc 280 m/min

P										
Acciaio non legato a medio tenore di carbonio (0.45%)										
VDI	JIS	DIN	Mat'l No.	AISI/ASTM	SS	AFNOR	UNI	UNE	BS	GOST
2-3	S45C	C45	1.0503	1045	1672	XC42H1TS	C45	F.1140	060A47	45



Scelta consigliata
YG3115 - Vc 330 m/min

TORNITURA

TRONCATURA

BARENATURA

FRESATURA

FORATURA

INFORMAZIONI TECNICHE

Guida applicativa Acciai

TRONCATURA

TRONCATURA

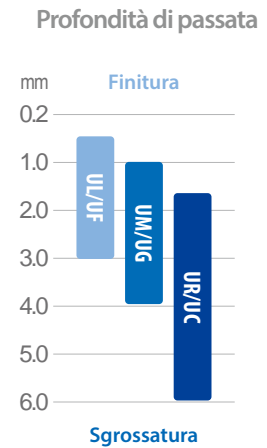
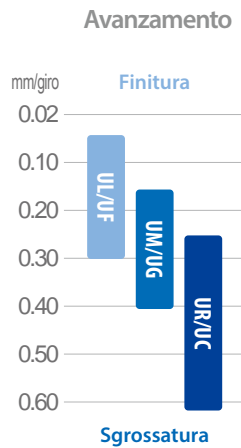
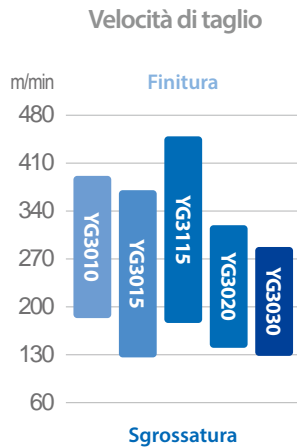
BARENATURA

FRESATURA

FORATURA

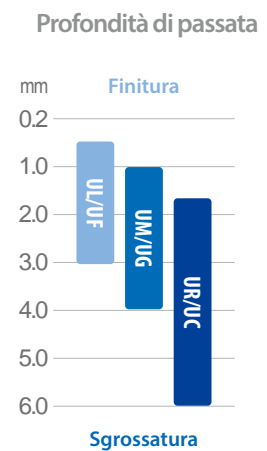
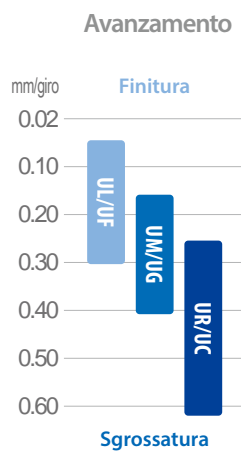
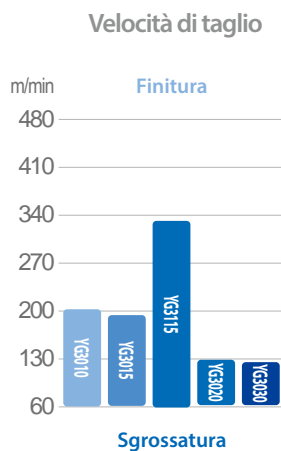
INFORMAZIONI TECNICHE

P	Acciaio basso legato									
VDI	JIS	DIN	Mat'l No.	AISI/ASTM	SS	AFNOR	UNI	UNE	BS	GOST
6~9	SCM440	42CrMo4	1.7225	4140	2244	42 CD 4	42CrMo4	F.1252	708M40	38HM



Scelta consigliata
YG3020 - Vc 240 m/min

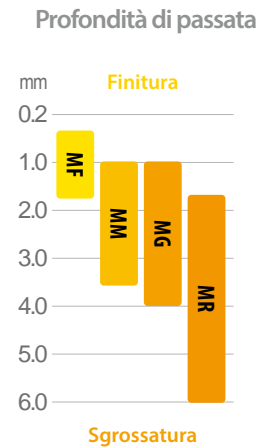
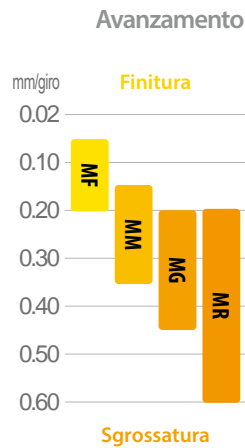
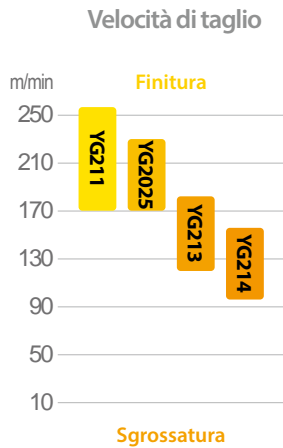
P	Acciaio alto legato e Acciaio da utensili									
VDI	JIS	DIN	Mat'l No.	AISI/ASTM	SS	AFNOR	UNI	UNE	BS	GOST
10~11	SKD11	X155CrVMo121	1.2379	D2	2310	Z160CDV12	X165CrMoW12KU	F.5318	BD2	KH12MF



Scelta consigliata
YG3115 - Vc 150 m/min

Guida applicativa Acciaio inox

M	Ferritico / Martensitico									
VDI	JIS	DIN	Mat'l No.	AISI/ASTM	SS	AFNOR	UNI	UNE	BS	GOST
12~13	SUS430	X6Cr17	1.4016	430	2320	Z8C17	Z8C17	F3113	430S15	12C17



Scelta consigliata

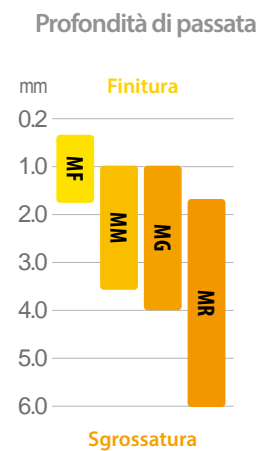
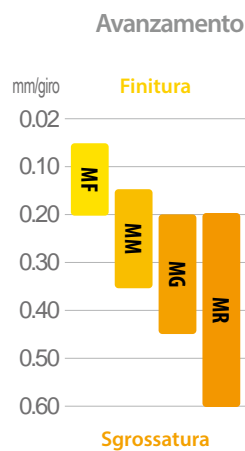
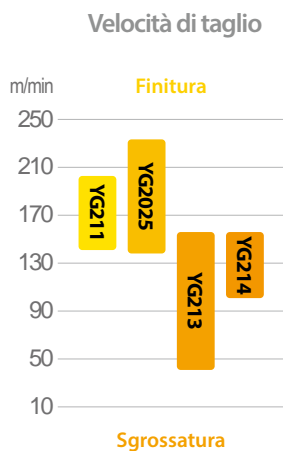
Acciai Inox ferritici

YG213 - Vc 160 m/min
YG2025 - Vc 190 m/min

Acciai Inox martensitici

YG213 - Vc 130 m/min
YG2025 - Vc 160 m/min

M	Austenitico									
VDI	JIS	DIN	Mat'l No.	AISI/ASTM	SS	AFNOR	UNI	UNE	BS	GOST
14	SUS304	X5CrNi18 9	1.4350	304	2332	Z6CN18 09	X5CrNi18 10	F3551	304S15	03KH18N11

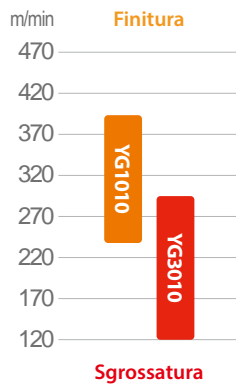


Scelta consigliata

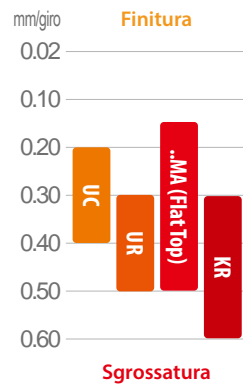
YG2025 - Vc 190 m/min

K	Ghisa grigia									
VDI	JIS	DIN	Mat'l No.	AISI/ASTM	SS	AFNOR	UNI	UNE	BS	GOST
15~16	FC250	GG25	0.6025	A48 40 B	0125	Ft 25 D	G25	FG25	Grade 260	Sc 25

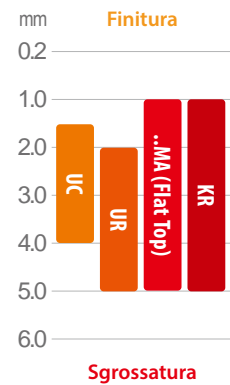
Velocità di taglio



Avanzamento



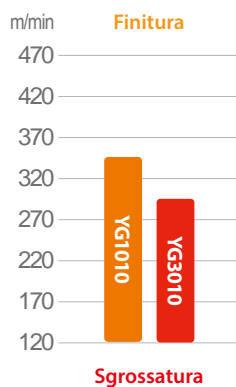
Profondità di passata



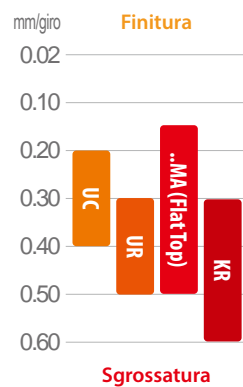
Scelta consigliata
YG1010 - Vc 370 m/min

K	Ghisa nodulare									
VDI	JIS	DIN	Mat'l No.	AISI/ASTM	SS	AFNOR	UNI	UNE	BS	GOST
17~18	FCD500	GGG50	0.7050	80-55-06	0.7050	FGS 500-7	GS 500-7	FGE50-7	SNG 500-7	Vc 50-2

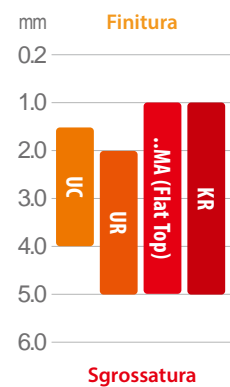
Velocità di taglio



Avanzamento



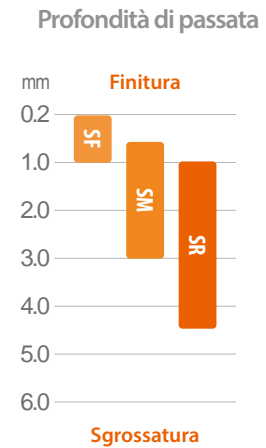
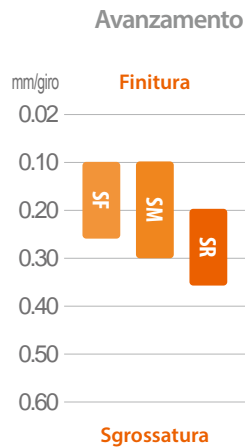
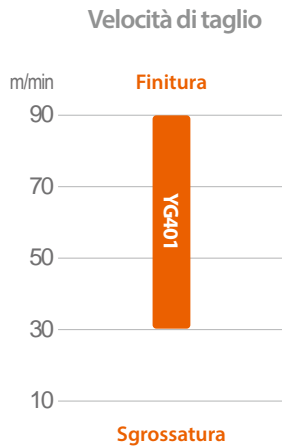
Profondità di passata



Scelta consigliata
YG1010 - Vc 230 m/min

Guida applicativa Superleghe

S Superleghe e leghe di titanio										
VDI	DIN	Mat'l No.	AISI/ASTM	AFNOR	BS	UNS	Brands	UNE	BS	GOST
31-37	NiCr19Fe19NbMo	2.4668	5383	NC19eNB	HR8	N07718	Inconel 718	F3113	430S15	12C17



Scelta consigliata
YG401 - Vc 50 m/min

TORNITURA

TRONCATURA

BARENATURA

FRESATURA

FORATURA

INFORMAZIONI TECNICHE

Calcoli generali**Velocità di taglio
Vc (m/min)****Vc - Calcolo sistema metrico**

$$Vc = (\pi \times D \times N) \div 1000 = (\text{m/min})$$

Conversione Vc / Metrico - Pollici

$$\text{Pollici } Vc = Vc \text{ metrica} \times 3.28 = (\text{piedi/min})$$

Conversione Vc / Pollici - Metrico

$$\text{Metrica } Vc = Vc \text{ pollici} \times 0.305 = (\text{m/min})$$

**Numero di giri
Giri (giri/min)**

$$\text{Giri} = (Vc \times 1000) \div (\pi \times D) \text{ oppure } (Vc \times 318.3 \div D) = (\text{giri/min})$$

Avanzamento Vf

$$Vf = fn \times \text{Giri} (\text{mm/min})$$

Avanzamento a giro Fn

$$Fn = Vf/\text{Giri} (\text{mm/giro})$$

Volume materiale asportato Q

$$Q = Vc \times Fn \times Ap (\text{cm}^3/\text{min})$$

Tempo di lavorazione T

$$T = L \div Vf (\text{min})$$

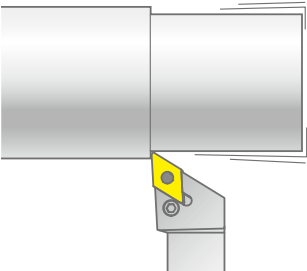
Terminologia

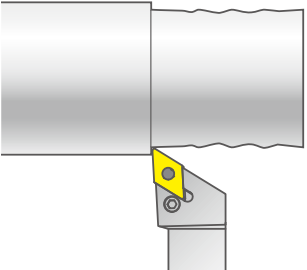
Giri	Numero di giri (giri/min)
Vc	Velocità di taglio (m/min)
D	Diametro pezzo da lavorare (mm)
Vf	Avanzamento (mm/min)
Fn	Avanzamento a giro (mm/giro)
ap	Profondità di taglio (mm)
Q	Volume materiale asportato (cm ³ /min)
L	Lunghezza di lavorazione (mm)
T	Tempo di lavorazione (min)

Guida applicativa

Rugosità superficiale

Cause e rimedi

Effetto	Cause	Soluzioni
Vibrazione 	<ul style="list-style-type: none"> - Elevate forze radiali / tangenziali - Condizioni instabili - Presa pezzo instabile - Struttura del pezzo debole 	<ul style="list-style-type: none"> - Ridurre la profondità di passata (ap) - Utilizzare una geometria più affilata - Migliorare la presa del pezzo - Supportare il pezzo (lunetta) - Utilizzare un minore raggio di punta - Utilizzare un basso angolo di attacco

Cattiva qualità superficiale 	<ul style="list-style-type: none"> - Formazione del tagliente di riporto - L'avanzamento elevato genera una superficie con una scarsa qualità superficiale 	<ul style="list-style-type: none"> - Modificare il rompitruciolo - Incrementare la Vc - Ridurre la profondità di passata - Ridurre l'avanzamento
---	--	--

Rugosità superficiale teorica

Ra μm	Raggio di punta inserto ISO (ANSI)					
	02	04	08	12	16	24
Avanzamento (mm/giro)						
0.4	0.05	0.07	0.1	0.12	0.14	0.18
1.6	0.1	0.14	0.2	0.25	0.28	0.35
3.2	0.14	0.2	0.28	0.35	0.4	0.49
6.3	-	0.28	0.4	0.49	0.57	0.69
8	-	-	0.45	0.55	0.64	0.78

CALCOLO RUGOSITÀ TEORICA

$$R_t = 125 \times \left(\frac{F_n^2}{r} \right) = (\mu\text{m})$$

fn - Avanzamento a giro (mm/giro)
r - Raggio di punta inserto (mm)

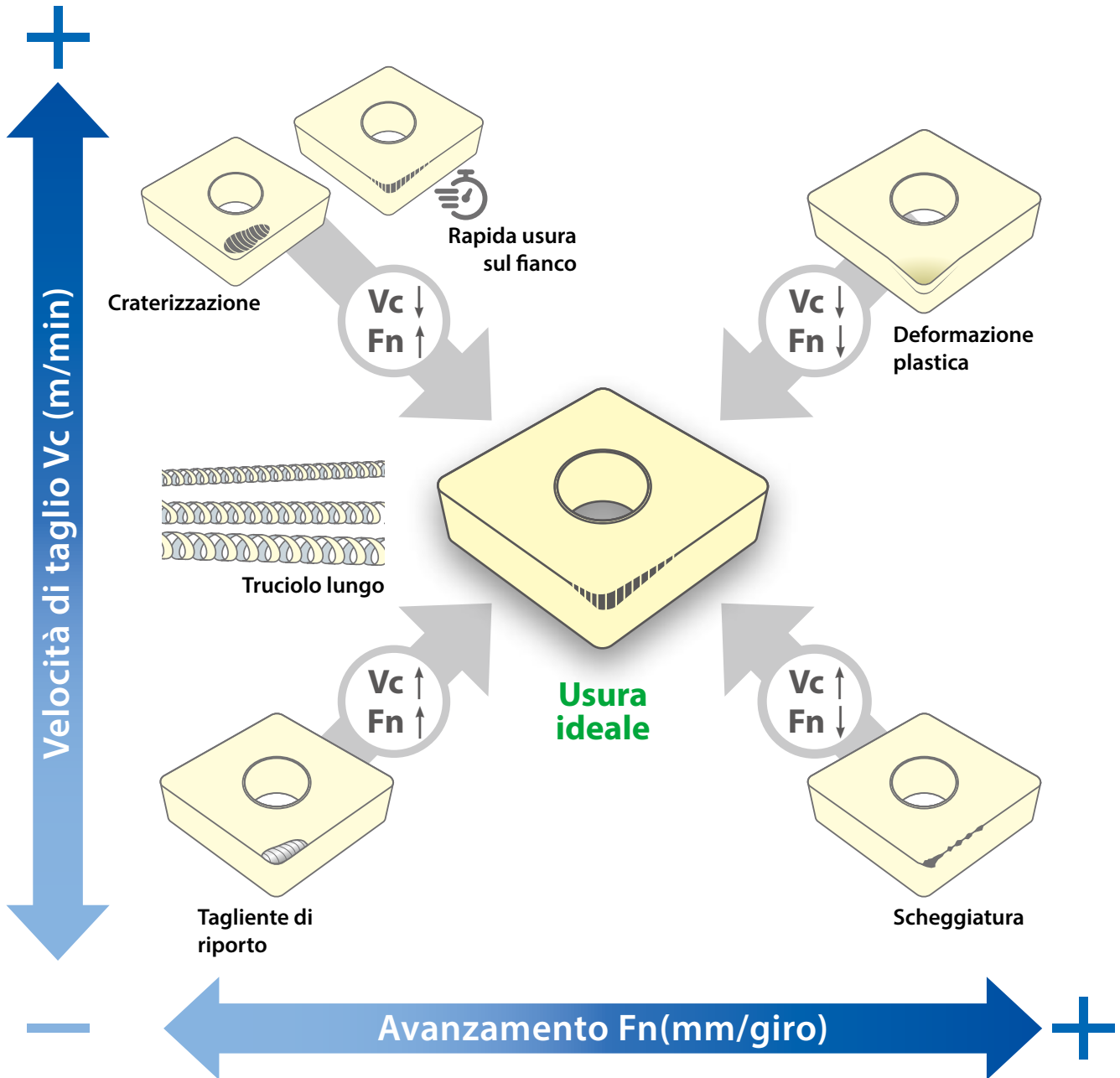
CALCOLO RUGOSITÀ MEDIA

$$R_a \sim 1/4 \times R_t = (\mu\text{m})$$

$$R_a = (1000 / 32) \times (F_n^2 / r) = (\mu\text{m})$$

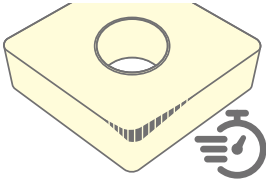
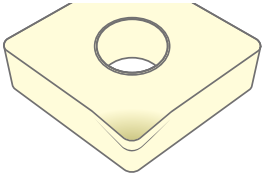
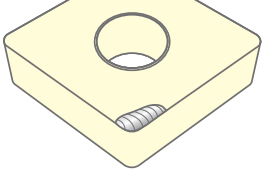
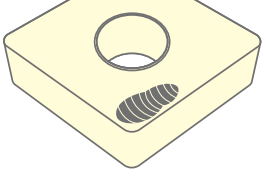
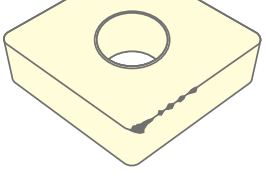
fn - Avanzamento a giro (mm/giro)
r - Raggio di punta inserto (mm)

Mappa - Cause e rimedi



Guida applicativa

Cause e rimedi

Condizione	Causa	Rimedio
<p>Rapida usura sul fianco</p>  <p>L'usura si sviluppa rapidamente vita inserto improduttiva</p>	<ul style="list-style-type: none"> - Grado troppo tenace - Bassa resistenza all'usura - Vc troppo elevata - Refrigerazione insufficiente o ugelli di refrigerazione mal posizionati 	<ul style="list-style-type: none"> - Grado di MD più duro con maggiore resistenza all'usura - Aumentare l'avanzamento - Ridurre la velocità di taglio - Ottimizzare il processo di refrigerazione, direzione ugelli e percentuale emulsione
<p>Deformazione plastica</p>  <p>Spigolo tagliente deformato</p>	<ul style="list-style-type: none"> - Carico termico eccessivo - Carico meccanico eccessivo 	<ul style="list-style-type: none"> - Grado di MD più duro (rivestimento Al_2O_3) - Ridurre l'avanzamento - Ottimizzare il processo di refrigerazione, direzione ugelli e percentuale emulsione - Ridurre la velocità di taglio - Geometria più positiva
<p>Tagliente di riporto</p>  <p>Il materiale lavorato si salda sullo spigolo tagliente dell'inserto</p>	<ul style="list-style-type: none"> - Temperatura di esercizio bassa - Materiali pastosi (Acciai dolci, Acciai Inox, Non ferrosi, Superleghe) - Bassa velocità di taglio - Geometria troppo negativa 	<ul style="list-style-type: none"> - Incrementare la velocità di taglio - Incrementare la % di lubrificante e verificare la direzione e la pressione - Utilizzare una geometria più affilata - Rivestimento PVD
<p>Craterizzazione</p> 	<ul style="list-style-type: none"> - Elevata velocità di taglio o avanzamento - Grado troppo tenace 	<ul style="list-style-type: none"> - Ridurre la velocità di taglio - Utilizzare un grado più duro - Verificare che l'avanzamento sia compatibile con la geometria di taglio - Utilizzare una geometria di taglio più positiva.
<p>Scheggiatura</p> 	<ul style="list-style-type: none"> - Condizioni di lavoro instabili - Presenza di vibrazioni - Grado eccessivamente duro - Geometria inserto debole 	<ul style="list-style-type: none"> - Utilizzare una qualità di MD più tenace - Migliorare le condizioni generali di stabilità, presa utensile e pezzo - Utilizzare un inserto con una geometria più robusta

TORNATURA

TRONCATURA

BARENATURA

FRESATURA

FORATURA

INFORMAZIONI TECNICHE

Guida applicativa Cause e rimedi

TORNTURA

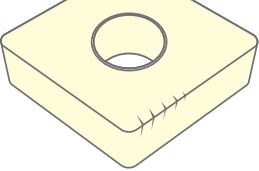
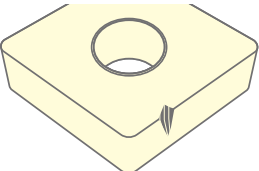
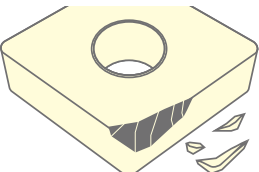
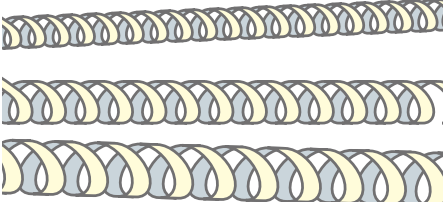
TRONCATURA

BARENATURA


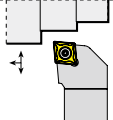
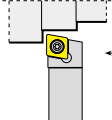

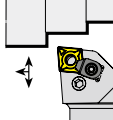

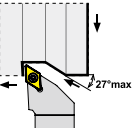
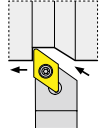

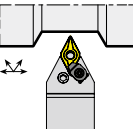
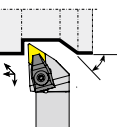

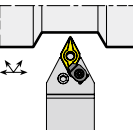
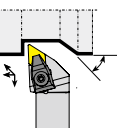


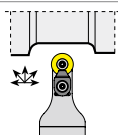
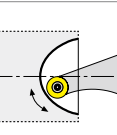

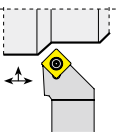
FRESATURA

FORATURA

INFORMAZIONI TECNICHE

Condizione	Causa	Rimedio
<p>Cricche termiche</p> 	<ul style="list-style-type: none"> - Stress termico, principalmente determinato da una variazione repentina di temperatura 	<ul style="list-style-type: none"> - Ridurre la velocità di taglio - Direzionare in modo corretto il fluido refrigerante, distribuzione uniforme
<p>Usura ad intaglio</p> 	<ul style="list-style-type: none"> - Materiali tendenti all'incollamento o incrudimento - Angolo di registrazione prossimo 90° - Geometria troppo negativa 	<ul style="list-style-type: none"> - Selezionare un tagliente più affilato - Ridurre l'angolo di registrazione - Variare la profondità di taglio
<p>Rottura inserto</p> 	<ul style="list-style-type: none"> - Carico meccanico eccessivo (avanzamento e profondità di passata) - Forte taglio interrotto - Qualità troppo dura - Presenza di vibrazioni - Inclusioni nel materiale lavorato 	<ul style="list-style-type: none"> - Ridurre l'avanzamento - Utilizzare un grado più tenace - Verificare le eventuali cause di instabilità presa pezzo sporgenza utensile - Ridurre l'avanzamento all'attacco della passata
<p>Truciolo lungo</p> 	<ul style="list-style-type: none"> - Avanzamento a giro insufficiente per la geometria utilizzata - Profondità di passata insufficiente rispetto al raggio di punta 	<ul style="list-style-type: none"> - Aumentare l'avanzamento - Cambiare geometria di taglio - Incrementare la profondità di passata - Selezionare un raggio di punta più piccolo

Inserti e steli per tornitura esterna

Inserti		Corpi	
	CCGT CCMT	 SCLCR/L	 SCACR/L
p. 98		p. 33	p. 34
	CNGG CNMA CNMG CNMM	 PCLNR/L	
p. 60		p. 35	
	DCGT DCMT	 SDJCR/L	 SDACR/L
p. 101		p. 36	p. 37
	DNGG DNMA DNMG DNMM	 PDNNN	 PDJNR/L
p. 69		p. 38	p. 38
	DNUX	 PDNNN	 PDJNR/L
p. 76		p. 38	p. 38
	KNUX		
p. 77			
	RCMT RCMX	 SRDCN	 SRHCR/L
p. 104 - 105		p. 39	p. 39
	SCGT SCMT	 SSSCR/L	
p. 106		p. 40	

TORNITURA

TRONCATURA


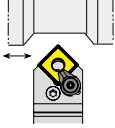
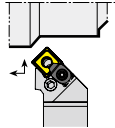
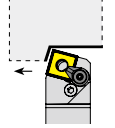
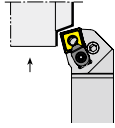

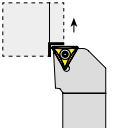
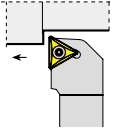

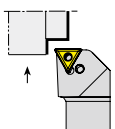
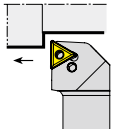

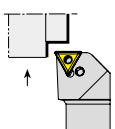
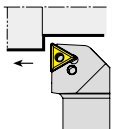

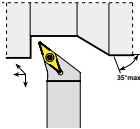
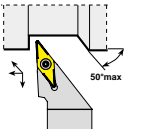
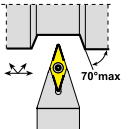

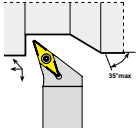
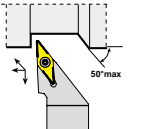
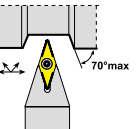


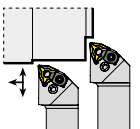
BARENATURA

FRESATURA


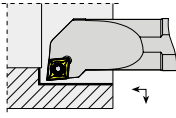


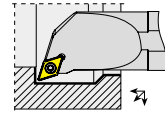
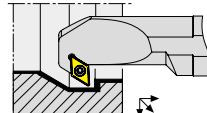

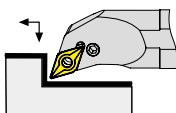
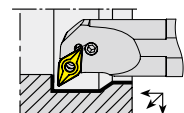

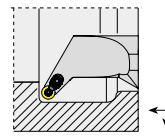

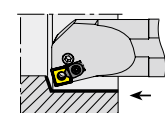
FORATURA

INFORMAZIONI TECNICHE

Inserti e steli per tornitura esterna

Inserti		Corpi			
	SNMA SNMG SNMM				
	p. 78	p. 41	p. 41	p. 42	p. 42
	TCGT TCMT				
	p. 107	p. 43	p. 43		
	TNGG TNMA TNMG				
	p. 83	p. 44	p. 44		
	TNUX				
	p. 88	p. 44	p. 44		
	VBGT VBMT				
	p. 109	p. 45	p. 45	p. 45	
	VCGT VCMT				
	p. 111	p. 46	p. 46	p. 46	
	VNMA VNMG				
	p. 89				
	WNGG WNMA WNMG				
	p. 92	p. 47			

Inserti e steli per tornitura interna con fori di refrigerazione

Inserti		Corpi		
	CCGT CCMT			
p. 98		A/C/E...-SCLCR/L	p. 48	
	CNGG CNMA CNMG CNMM			
p. 60		A...-PCLNR/L	p. 49	
	DCGT DCMT			
p. 101		A...-SDQCR/L	A/E...-SDUCR/L	A...-SDXCR/L
		p. 50	p. 50	p. 51
	DNGG DNMA DNMG DNMM			
p. 69		A...-PDQNR/L	A...-PDUNR/L	A...-PDXNR/L
		p. 52	p. 52	p. 52
	DNUX			
p. 76		A...-PDQNR/L	A...-PDUNR/L	A...-PDXNR/L
		p. 52	p. 52	p. 52
	RCMT RCMX			
p. 104 - 105		A...-SRGCR/L	p. 53	
	SNMA SNMG SNMM			
p. 78		A...-PSKNR/L	p. 54	

TORNITURA

TRONCATURA

BARENATURA

FRESATURA

FORATURA

INFORMAZIONI TECNICHE

Inserti e steli per tornitura interna con fori di refrigerazione

TORNTURA


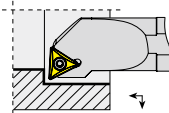
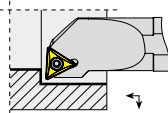

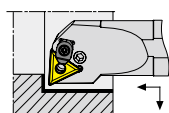

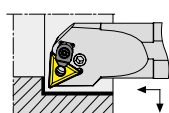

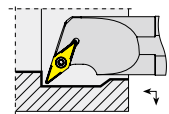
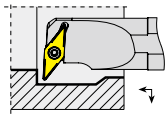

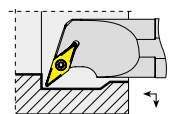
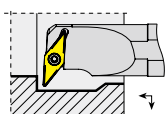
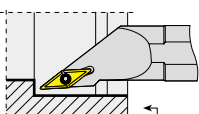

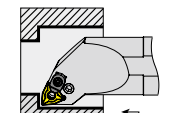
TRONCATURA

BARENATURA

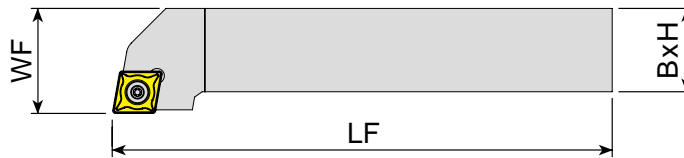
FRESATURA

FORATURA

INFORMAZIONI TECNICHE

Inserti		Corpi		
	TCGT TCMT			
p. 107		A...-STUCR/L p. 55	E...-STFCR/L p. 55	
	TNGG TNMA TNMG			
p. 83		A...-PTUNR/L p. 56		
	TNUX			
p. 88		A...-PTUNR/L p. 56		
	VBGT VBMT			
p. 109		A...-SVQBR/L p. 57	A...-SVUBR/L p. 57	
	VCGT VCMT			
p. 111		A...-SVQCR/L p. 58	A...-SVUCR/L p. 58	A...-SVJCR/L p. 58
	WNGG WNMA WNMG			
p. 92		A...-PWLNR/L p. 59		

Steli di tornitura esterna CCGT / CCMT



unità: mm

Series	Inserto	Descrizione	CODICE 27SCL..		H	B	LF	WF
 SCLCR/L	CC* 0602	SCLCR/L 0808 E06	001R	001L	8	8	70	10
		SCLCR/L 1010 E06	011R	011L	10	10	70	12
	CC* 09T3	SCLCR/L 1010 E09	016R	016L	10	10	70	12
		SCLCR/L 1212 F09	026R	026L	12	12	80	16
		SCLCR/L 1616 H09	071R	071L	16	16	100	20
		SCLCR/L 2020 K09	091R	091L	20	20	125	25
	CC* 1204	SCLCR/L 2525 M09	106R	106L	25	25	150	32
		SCLCR/L 1616 H12	076R	076L	16	16	100	20
		SCLCR/L 2020 K12	096R	096L	20	20	125	25
		SCLCR/L 2525 M12	111R	111L	25	25	150	32

● Ricambi

Corpo	Vite inserto	Supporto	Vite Supporto	Chiave
27SCL001*	ST101	-	-	KT001
27SCL011*	ST101	-	-	KT001
27SCL016*	ST070	-	-	KT011
27SCL026*	ST046	-	-	KT011
27SCL071*	ST048	CS016	SB016	KT011
27SCL091*	ST048	CS016	SB016	KT011
27SCL106*	ST048	CS016	SB016	KT011
27SCL076*	ST096	-	-	KT021
27SCL096*	ST111	CS026	SB021	KT021
27SCL111*	ST111	CS026	SB021	KT021

*/R/L

TORNITURA

TRONCATURA

BARENATURA

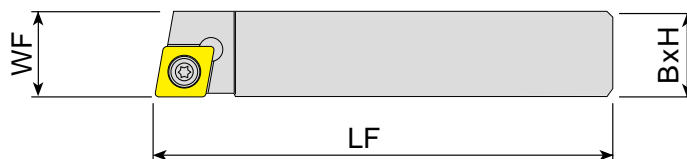
FRESATURA

FORATURA

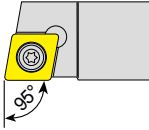
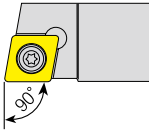
INFORMAZIONI TECNICHE

Steli di tornitura esterna per torni a fantina mobile

CCGT / CCMT



unità: mm

Series	Inserto	Descrizione	CODICE 27SC..		H	B	LF	WF
 SCLCR/L	CC* 0602	SCLCR/L 0808 X06-S	L006R	L006L	8	8	115	8
		SCLCR/L 1010 X06-S	L021R	L021L	10	10	115	10
		SCLCR/L 1212 G06-S	L031R	L031L	12	12	90	12
		SCLCR/L 1212 X06-S	L046R	L046L	12	12	130	12
		SCLCR/L 1212 K06-S	L041R	L041L	12	12	125	12
		SCLCR/L 1616 F06-S	L056R	L056L	16	16	75	16
	CC* 09T3	SCLCR/L 1616 X06-S	L081R	L081L	16	16	130	16
		SCLCR/L 1212 G09-S	L036R	L036L	12	12	90	12
		SCLCR/L 1212 X09-S	L051R	L051L	12	12	130	12
		SCLCR/L 1616 F09-S	L061R	L061L	16	16	75	16
		SCLCR/L 1616 G09-S	L066R	L066L	16	16	90	16
		SCLCR/L 1616 X09-S	L086R	L086L	16	16	130	16
		SCLCR/L 2020 X09-S	L101R	L101L	20	20	120	20
		 SCACR/L	CC*0602	SCACR/L 0808 X06-S	A001R	A001L	8	8
SCACR/L 1010 K06-S	A006R			A006L	10	10	125	10
SCACR/L 1212 G06-S	A011R			A011L	12	12	90	12
SCACR/L 1212 K06-S	A021R			A021L	12	12	125	12
SCACR/L 1616 F06-S	A031R			A031L	16	16	75	16
SCACR/L 1616 K06-S	A041R			A041L	16	16	125	16
CC*09T3	SCACR/L 1212 G09-S		A016R	A016L	12	12	90	12
	SCACR/L 1212 K09-S		A026R	A026L	12	12	115	12
	SCACR/L 1616 F09-S		A036R	A036L	16	16	75	16
	SCACR/L 1616 K09-S		A046R	A046L	16	16	125	16
	SCACR/L 2020 K09-S		A051R	A051L	20	20	125	20

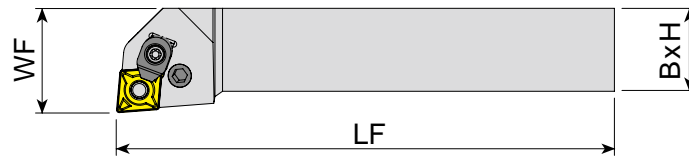
● Ricambi

Corpo	Vite inserto	Chiave
27SCL006*	ST101	KT001
27SCL021*	ST101	KT001
27SCL031*	ST101	KT001
27SCL046*	ST101	KT001
27SCL041*	ST101	KT001
27SCL056*	ST101	KT001
27SCL081*	ST101	KT001
27SCL036*	ST046	KT011
27SCL051*	ST046	KT011
27SCL061*	ST046	KT011
27SCL066*	ST046	KT011
27SCL086*	ST046	KT011
27SCL101*	ST046	KT011
27SCA001*	ST101	KT001
27SCA006*	ST101	KT001
27SCA011*	ST101	KT001
27SCA021*	ST101	KT001
27SCA031*	ST101	KT001
27SCA041*	ST101	KT001
27SCA016*	ST046	KT011
27SCA026*	ST046	KT011
27SCA036*	ST046	KT011
27SCA046*	ST046	KT011
27SCA051*	ST046	KT011

*: R/L

Steli di tornitura esterna

CNGG / CNMA / CNMG / CNMM



unità:mm

Series	Inserto	Descrizione	Codice 27PCL...		H	B	WF	LF
 PCLNR/L	CN* 0903	PCLNR/L 1616 H09	001R	001L	16	16	20	100
		PCLNR/L 2020 K09	011R	011L	20	20	25	125
		PCLNR/L 2525 M09	021R	021L	25	25	32	150
	CN* 1204	PCLNR/L 1616 H12	006R	006L	16	16	20	100
		PCLNR/L 2020 K12C	016R	016L	20	20	25	125
		PCLNR/L 2525 M12C	026R	026L	25	25	32	150
	CN* 1606	PCLNR/L 3232 P12C	041R	041L	32	32	40	170
		PCLNR/L 2525 M16C	031R	031L	25	25	32	150
	CN* 1906	PCLNR/L 3232 P16C	046R	046L	32	32	40	170
		PCLNR/L 2525 M19C	036R	036L	25	25	32	150
		PCLNR/L 3232 P19C	051R	051L	32	32	40	170
		PCLNR/L 4040 S19C	056R	056L	40	40	50	250

TORNITURA

TRONCATURA

BARENATURA

FRESATURA

FORATURA

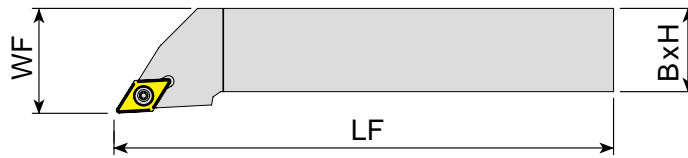
INFORMAZIONI TECNICHE

● Ricambi

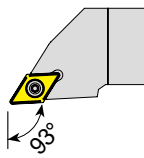
Corpo	Leva	Vite leva	Supporto	Spina elastica	Staffa	Vite staffa	Chiave
27PCL001*	LV001	SL006	CS021	SE001	-	-	KB006
27PCL011*	LV001	SL006	CS021	SE001	-	-	KB006
27PCL021*	LV001	SL006	CS021	SE001	-	-	KB006
27PCL006*	LV002	SL011	CS031	SE006	-	-	KB011
27PCL016*	LV002	SL011	CS031	SE006	ST062	ST061	KB011
27PCL026*	LV002	SL011	CS031	SE006	ST062	ST061	KB011
27PCL041*	LV002	SL011	CS031	SE006	ST062	ST061	KB011
27PCL031*	LV004	SL016	CS036	SE011	ST064	SB011	KB011
27PCL046*	LV004	SL016	CS036	SE011	ST064	SB011	KB011
27PCL036*	LV005	SL021	CS041	SE016	ST064	SB011	KB016
27PCL051*	LV005	SL021	CS041	SE016	ST064	SB011	KB016
27PCL056*	LV005	SL021	CS041	SE016	ST064	SB011	KB016

*:R/L

Steli di tornitura esterna DCGT / DCMT



unità: mm

Series	Inserto	Descrizione	CODICE 27SDJ..		H	B	LF	WF
 SDJCR/L	DC*0702	SDJCR/L 0808 E07	001R	001L	8	8	70	10
		SDJCR/L 1010 E07	011R	011L	10	10	70	12
		SDJCR/L 1212 F07	021R	021L	12	12	80	16
		SDJCR/L 1616 H07	061R	061L	16	16	100	20
	DC*11T3	SDJCR/L 1616 H11	066R	066L	16	16	100	20
		SDJCR/L 2020 K11	086R	086L	20	20	125	25
		SDJCR/L 2525 M11	101R	101L	25	25	150	32
		SDJCR/L 3232 P11	106R	106L	32	32	170	40

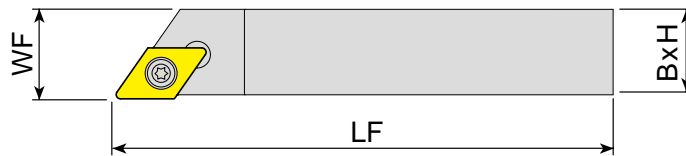
● Ricambi

Corpo	Vite inserto	Supporto	Vite Supporto	Chiave
27SDJ001*	ST101	-	-	KT001
27SDJ011*	ST101	-	-	KT001
27SDJ021*	ST101	-	-	KT001
27SDJ061*	ST101	-	-	KT001
27SDJ066*	ST048	DS001	SB016	KT011
27SDJ086*	ST048	DS001	SB016	KT011
27SDJ101*	ST048	DS001	SB016	KT011
27SDJ106*	ST048	DS001	SB016	KT011

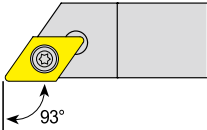
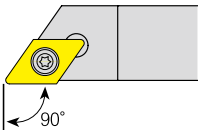
*:R/L

Steli di tornitura esterna per torni a fantina mobile

DCGT / DCMT



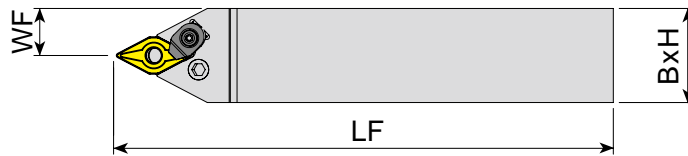
unità: mm

Series	Inserto	Descrizione	CODICE 27SD..		H	B	LF	WF
 SDJCR/L	DC*0702	SDJCR/L 0808 X07-S	J006R	J006L	8	8	115	08
		SDJCR/L 1010 X07-S	J016R	J016L	10	10	115	10
		SDJCR/L 1212 G07-S	J026R	J026L	12	12	90	12
		SDJCR/L 1212 X07-S	J041R	J041L	12	12	130	12
		SDJCR/L 1616 F07-S	J051R	J051L	16	16	75	16
		SDJCR/L 1616 X07-S	J076R	J076L	16	16	130	16
	DC*11T3	SDJCR/L 1212 G11-S	J031R	J031L	12	12	90	12
		SDJCR/L 1212 X11-S	J046R	J046L	12	12	130	12
		SDJCR/L 1212 K11-S	J036R	J036L	12	12	125	12
		SDJCR/L 1616 F11-S	J056R	J056L	16	16	75	16
		SDJCR/L 1616 X11-S	J081R	J081L	16	16	130	16
		SDJCR/L 1616 K11-S	J071R	J071L	16	16	125	16
		SDJCR/L 2020 X11-S	J096R	J096L	20	20	120	20
		 SDACR/L	DC*0702	SDACR/L 0808 X07-S	A001R	A001L	8	8
SDACR/L 1010 K07-S	A006R			A006L	10	10	125	10
SDACR/L 1212 G07-S	A011R			A011L	12	12	90	12
SDACR/L 1212 K07-S	A021R			A021L	12	12	125	12
SDACR/L 1616 F07-S	A031R			A031L	16	16	75	16
SDACR/L 1616 K07-S	A041R			A041L	16	16	125	16
DC*11T3	SDACR/L 1212 G11-S		A016R	A016L	12	12	90	12
	SDACR/L 1212 K11-S		A026R	A026L	12	12	125	12
	SDACR/L 1616 F11-S		A036R	A036L	16	16	75	16
	SDACR/L 1616 K11-S		A046R	A046L	16	16	125	16
	SDACR/L 2020 K11-S		A051R	A051L	20	20	125	20

● Ricambi

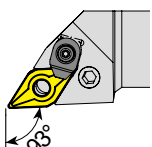
Corpo	Vite inserto	Chiave
27SDJ006*	ST101	KT001
27SDJ016*	ST101	KT001
27SDJ026*	ST101	KT001
27SDJ041*	ST101	KT001
27SDJ051*	ST101	KT001
27SDJ076*	ST101	KT001
27SDJ091*	ST101	KT001
27SDJ031*	ST046	KT011
27SDJ046*	ST046	KT011
27SDJ036*	ST046	KT011
27SDJ056*	ST046	KT011
27SDJ081*	ST046	KT011
27SDJ071*	ST046	KT011
27SDJ096*	ST046	KT011
27SDA001*	ST101	KT001
27SDA006*	ST101	KT001
27SDA011*	ST101	KT001
27SDA021*	ST101	KT001
27SDA031*	ST101	KT001
27SDA041*	ST101	KT001
27SDA016*	ST046	KT011
27SDA026*	ST046	KT011
27SDA036*	ST046	KT011
27SDA046*	ST046	KT011
27SDA051*	ST046	KT011

*:R/L



unità: mm

Series	Inserto	Descrizione	CODICE	H	B	LF	WF
 PDNNN	DN*1104	PDNNN 1616 H11	27PDN001N	16	16	100	8
		PDNNN 2020 K11	27PDN006N	20	20	125	10
		PDNNN 2525 M11	27PDN016N	25	25	150	12.5
	DN*1506	PDNNN 2020 K15C	27PDN011N	20	20	125	10
		PDNNN 2525 M15C	27PDN021N	25	25	150	12.5
		PDNNN 3232 P15C	27PDN026N	32	32	170	16

Series	Inserto	Descrizione	CODICE 27PDJ..		H	B	LF	WF
 PDJNR/L	DN*1104	PDJNR/L 1616 H11	001R	001L	16	16	100	20
		PDJNR/L 2020 K11	006R	006L	20	20	125	25
		PDJNR/L 2525 M11	016R	016L	25	25	150	32
	DN*1506	PDJNR/L 2020 K15C	011R	011L	20	20	125	25
		PDJNR/L 2525 M15C	021R	021L	25	25	150	32
		PDJNR/L 3232 P15C	026R	026L	32	32	170	40
		PDJNR/L 4040 S15C	031R	031L	40	40	250	50

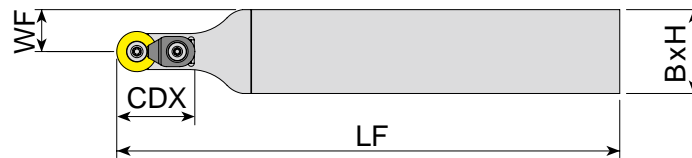
● Ricambi

Corpo	Leva	Vite leva	Supporto	Spina elastica	Staffa	Vite staffa	Chiave
27PDN001N	LV001	SL006	DS016	SE001	-	-	KB006
27PDN006N	LV001	SL006	DS016	SE001	-	-	KB006
27PDN016N	LV001	SL006	DS016	SE001	-	-	KB006
27PDN011N	LV003	SL011	DS011	SE006	ST062	ST061	KB011
27PDN021N	LV003	SL011	DS011	SE006	ST062	ST061	KB011
27PDN026N	LV003	SL011	DS011	SE006	ST062	ST061	KB011
27PDJ001*	LV001	SL006	DS016	SE001	-	-	KB006
27PDJ006*	LV001	SL006	DS016	SE001	-	-	KB006
27PDJ016*	LV001	SL006	DS016	SE001	-	-	KB006
27PDJ011*	LV003	SL011	DS011	SE006	ST062	ST061	KB011
27PDJ021*	LV003	SL011	DS011	SE006	ST062	ST061	KB011
27PDJ026*	LV003	SL011	DS011	SE006	ST062	ST061	KB011
27PDJ031*	LV003	SL011	DS011	SE006	ST062	ST061	KB011

*:R/L

Steli di tornitura esterna

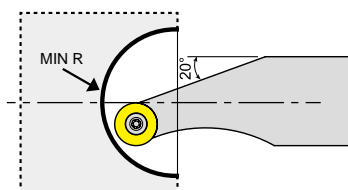
RCMT / RCMX



unità:mm

Series	Inserto	Descrizione	CODICE	H	B	LF	CDX	WF
SRDCN	RC*0602	SRDCN 1616 H06	27SRD001N	16	16	100	15	8
		SRDCN 2020 K06	27SRD016N	20	20	125	17	10
		SRDCN 2525 M06	27SRD036N	25	25	150	17	12.5
	RC*0803	SRDCN 1616 H08C	27SRD006N	16	16	100	15	8
		SRDCN 2020 K08C	27SRD021N	20	20	125	20	10
		SRDCN 2525 M08C	27SRD041N	25	25	150	20	12.5
	RC*10T3	SRDCN 1616 H10C	27SRD011N	16	16	100	20	8
		SRDCN 2020 K10C	27SRD026N	20	20	125	20	10
		SRDCN 2525 M10C	27SRD046N	25	25	150	20	12.5
		SRDCN 3232 P10C	27SRD066N	32	32	170	20	16
	RC*1204	SRDCN 2020 K12C	27SRD031N	20	20	125	22	10
		SRDCN 2525 M12C	27SRD051N	25	25	150	22	12.5
SRDCN 3232 P12C		27SRD071N	32	32	170	22	16	
RC*1605	SRDCN 2525 M16C	27SRD056N	25	25	150	32	12.5	
	SRDCN 3232 P16C	27SRD076N	32	32	170	35	16	
RC*2006	SRDCN 2525 M20C	27SRD061N	25	25	150	32	12.5	
	SRDCN 3232 P20C	27SRD081N	32	32	170	40	16	

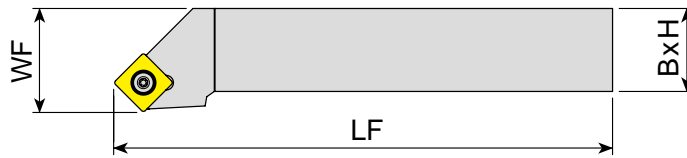
Series	Inserto	Descrizione	CODICE 27SRH..		H	B	LF	WF	MIN R
SRHCR/L	RC*0602	SRHCR 2525 K06	001R	001L	25	25	125	25	32.5
	RC*0803	SRHCR 2525 K08	006R	006L	25	25	125	25	32.5
	RC*10T3	SRHCR 2525 K10	011R	011L	25	25	125	25	36
	RC*1204	SRHCR 2525 K12	016R	016L	25	25	125	25	40
	RC*1605	SRHCR 2525 K16	021R	021L	25	25	125	25	47.5



● Ricambi

Corpo	Vite inserto	Staffa	Vite staffa	Chiave
27SRD001N	ST031	-	-	KT001
27SRD016N	ST031	-	-	KT001
27SRD036N	ST031	-	-	KT001
27SRD006N	ST036	ST066	ST046	KT001
27SRD021N	ST036	ST066	ST046	KT001
27SRD041N	ST036	ST066	ST046	KT001
27SRD011N	ST046	ST066	ST046	KT011
27SRD026N	ST046	ST066	ST046	KT011
27SRD046N	ST046	ST066	ST046	KT011
27SRD066N	ST046	ST066	ST046	KT011
27SRD031N	ST046	ST062	ST061	KT011
27SRD051N	ST046	ST062	ST061	KT011
27SRD071N	ST046	ST062	ST061	KT011
27SRD056N	ST096	ST062	ST061	KT021
27SRD076N	ST096	ST062	ST061	KT021
27SRD061N	ST116	ST064	SB011	KT021
27SRD081N	ST116	ST064	SB011	KT021
27SRH001*	ST031	-	-	KT001
27SRH006*	ST036	-	-	KT001
27SRH011*	ST046	-	-	KT011
27SRH016*	ST046	-	-	KT011
27SRH021*	ST096	-	-	KT021

*:R/L



unità: mm

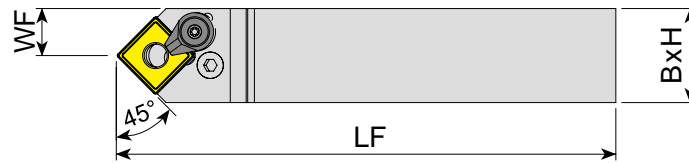
Series	Inserto	Descrizione	CODICE 27SSS..		H	B	LF	WF
 SSSCR/L	SC*09T3	SSSCR/L 1212 F09	001R	001L	12	12	16	80
		SSSCR/L 1616 H09	006R	006L	16	16	20	100
		SSSCR/L 2020 K09	016R	016L	20	20	25	125
	SC*1204	SSSCR/L 1616 H12	011R	011L	16	16	20	100
		SSSCR/L 2020 K12	021R	021L	20	20	25	125
		SSSCR/L 2525 M12	026R	026L	25	25	32	150

● Ricambi

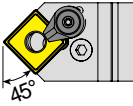
Corpo	Vite inserto	Supporto	Vite Supporto	Chiave
27SSS001*	ST046	-	-	KT011
27SSS006*	ST048	SS001	SB016	KT011
27SSS016*	ST048	SS001	SB016	KT011
27SSS011*	ST106	SS011	SB031	KT021
27SSS021*	ST111	SS011	SB021	KT021
27SSS026*	ST111	SS011	SB021	KT021

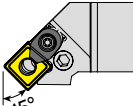
*:R/L

Steli di tornitura esterna SNMA / SNMG / SNMM



unità:mm

Series	Inserto	Descrizione	CODICE		H	B	LF	WF
 PSDNN	SN*0903	PSDNN 1616 H09	27PSD001N		16	16	100	8
	SN*1204	PSDNN 2020 K12C	27PSD006N		20	20	125	10
		PSDNN 2525 M12C	27PSD016N		25	25	150	12.5
		PSDNN 3232 P12C	27PSD026N		32	32	170	16
	SN*1506	PSDNN 2020 K15C	27PSD011N		20	20	125	10
		PSDNN 2525 M15C	27PSD021N		25	25	150	12.5
SN*1906	PSDNN 3232 P19C	27PSD031N		32	32	170	16	
	PSDNN 4040 S19C	27PSD036N		40	40	250	20	

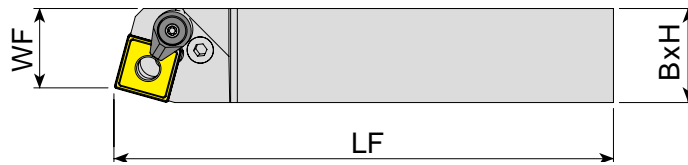
Series	Inserto	Descrizione	CODICE 27PSS...		H	B	LF	WF
 PSSNR/L	SN*0903	PSSNR/L 1616 H09	001R	001L	16	16	100	20
		PSSNR/L 2020 K09	006R	006L	20	20	125	25
	SN*1204	PSSNR/L 2020 K12C	011R	011L	20	20	125	25
		PSSNR/L 2525 M12C	016R	016L	25	25	150	32
	SN*1506	PSSNR/L 3232 P15C	026R	026L	32	32	170	40
	SN*1906	PSSNR/L 3232 P19C	031R	031L	32	32	170	40
PSSNR/L 4040 S19C		036R	036L	40	40	250	50	

● Ricambi

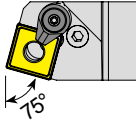
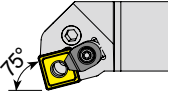
Corpo	Leva	Vite leva	Supporto	Spina elastica	Staffa	Vite staffa	Chiave
27PSD001N	LV001	SL006	SS006	SE001	-	-	KB006
27PSD006N	LV002	SL011	SS016	SE006	ST062	ST061	KB011
27PSD016N	LV002	SL011	SS016	SE006	ST062	ST061	KB011
27PSD026N	LV002	SL011	SS016	SE006	ST062	ST061	KB011
27PSD011N	LV004	SL016	SS026	SE011	ST064	SB011	KB011
27PSD021N	LV004	SL016	SS026	SE011	ST064	SB011	KB011
27PSD031N	LV005	SL021	SS021	SE016	ST064	SB011	KB016
27PSD036N	LV005	SL021	SS021	SE016	ST064	SB011	KB016
27PSS001*	LV001	SL006	SS006	SE001	-	-	KB006
27PSS006*	LV001	SL006	SS006	SE001	-	-	KB006
27PSS011*	LV002	SL011	SS016	SE006	ST062	ST061	KB011
27PSS016*	LV002	SL011	SS016	SE006	ST062	ST061	KB011
27PSS021*	LV002	SL011	SS016	SE006	ST062	ST061	KB011
27PSS026*	LV004	SL016	SS026	SE011	ST064	SB011	KB011
27PSS031*	LV005	SL021	SS021	SE016	ST064	SB011	KB016
27PSS036*	LV005	SL021	SS021	SE016	ST064	SB011	KB016

*:R/L

Steli di tornitura esterna SNMA / SNMG / SNMM



unità: mm

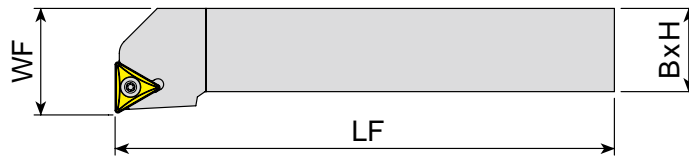
Series	Inserto	Descrizione	CODICE 27PS...		H	B	LF	WF
 PSBNR/L	SN*0903	PSBNR/L 1616 H09	B001R	B001L	16	16	100	13
		PSBNR/L 2020 K09	B006R	B006L	20	20	125	17
	SN*1204	PSBNR/L 2020 K12	B011R	B011L	20	20	125	17
		PSBNR/L 2525 M12C	B016R	B016L	25	25	150	22
	SN*1506	PSBNR/L 3232 P12C	B026R	B026L	32	32	170	27
		PSBNR/L 2525 M15	B021R	B021L	25	25	150	22
	SN*1906	PSBNR/L 3232 P15C	B031R	B031L	32	32	170	27
		PSBNR/L 3232 P19C	B036R	B036L	32	32	170	27
	SN*1906	PSBNR/L 4040 S19C	B041R	B041L	40	40	250	35
		 PSKNR/L	SN*0903	PSKNR/L 2020 K09	K001R	K001L	20	20
PSKNR/L 2020 K12C	K006R			K006L	20	20	125	25
SN*1204	PSKNR/L 2525 M12C		K011R	K011L	25	25	150	32
	PSKNR/L 3232 P12C		K021R	K021L	32	32	170	40
SN*1506	PSKNR/L 2525 M15C		K016R	K016L	25	25	150	32
	PSKNR/L 3232 P15C		K026R	K026L	32	32	170	40
SN*1906	PSKNR/L 3232 P19C		K031R	K031L	32	32	170	40
	PSKNR/L 4040 S19C		K036R	K036L	40	40	250	50

● Ricambi

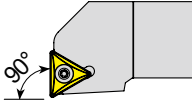
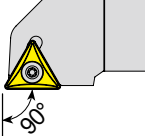
Corpo	Leva	Vite leva	Supporto	Spina elastica	Staffa	Vite staffa	Chiave
27PSB001*	LV001	SL006	SS006	SE001	-	-	KB006
27PSB006*	LV001	SL006	SS006	SE001	-	-	KB006
27PSB011*	LV002	SL011	SS016	SE006	-	-	KB011
27PSB016*	LV002	SL011	SS016	SE006	ST062	ST061	KB011
27PSB026*	LV002	SL011	SS016	SE006	ST062	ST061	KB011
27PSB021*	LV004	SL016	SS026	SE011	-	-	KB011
27PSB031*	LV004	SL016	SS026	SE011	ST064	SB011	KB011
27PSB036*	LV005	SL021	SS021	SE016	ST064	SB011	KB016
27PSB041*	LV005	SL021	SS021	SE016	ST064	SB011	KB016
27PSK001*	LV001	SL006	SS006	SE001	-	-	KB006
27PSK006*	LV002	SL011	SS016	SE006	ST062	ST061	KB011
27PSK011*	LV002	SL011	SS016	SE006	ST062	ST061	KB011
27PSK021*	LV002	SL011	SS016	SE006	ST062	ST061	KB011
27PSK016*	LV004	SL016	SS026	SE011	ST064	SB011	KB011
27PSK026*	LV004	SL016	SS026	SE011	ST064	SB011	KB011
27PSK031*	LV005	SL021	SS021	SE016	ST064	SB011	KB016
27PSK036*	LV005	SL021	SS021	SE016	ST064	SB011	KB016

*:R/L

Steli di tornitura esterna TCGT / TCMT



unità: mm

Series	Inserto	Descrizione	CODICE 27ST..		H	B	LF	WF	
 STFCR/L	TC*0902	STFCR/L 0808 E09	F001R	F001L	08	08	70	10	
		STFCR/L 1010 E09	F006R	F006L	10	10	70	12	
	TC*1102	STFCR/L 1212 F11	F011R	F011L	12	12	80	16	
		STFCR/L 1616 H11	F016R	F016L	16	16	100	20	
	TC*16T3	STFCR/L 1616 H16	F021R	F021L	16	16	100	20	
		STFCR/L 2020 K16	F026R	F026L	20	20	125	25	
STFCR/L 2525 M16		F031R	F031L	25	25	150	32		
		STFCR/L 3232 P16	F036R	F036L	32	32	170	40	
 STGCR/L	TC*0902	STGCR/L 0808 E09	G001R	G001L	08	08	70	10	
		STGCR/L 1010 E09	G006R	G006L	10	10	70	12	
	TC*1102	STGCR/L 1212 F11	G011R	G011L	12	12	80	16	
		STGCR/L 1616 H11	G026R	G026L	16	16	100	20	
	TC*16T3	STGCR/L 1616 H16	G031R	G031L	16	16	100	20	
		STGCR/L 2020 K16	G046R	G046L	20	20	125	25	
		STGCR/L 2525 M16	G051R	G051L	25	25	150	32	
			STGCR/L 3232 P16	G056R	G056L	32	32	170	40

● Steli di tornitura per fantine mobili

Series	Inserto	Descrizione	CODICE 27ST..		H	B	LF	WF
 STGCR/L	TC*1102	STGCR/L 1216 K11-S	G016R	G016L	12	12	125	16
		STGCR/L 1616 K11-S	G036R	G036L	16	16	125	16
	TC*16T3	STGCR/L 1216 K16-S	G021R	G021L	12	16	125	16
		STGCR/L 1616 K16-S	G041R	G041L	16	16	125	16

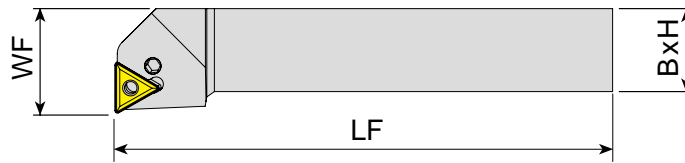
● Ricambi

Corpo	Vite inserto	Supporto	Vite Supporto	Chiave
27STF001*	ST086	-	-	KT031
27STF006*	ST086	-	-	KT031
27STF011*	ST101	-	-	KT001
27STF016*	ST101	-	-	KT001
27STF021*	ST048	TS001	SB016	KT011
27STF026*	ST048	TS001	SB016	KT011
27STF031*	ST048	TS001	SB016	KT011
27STF036*	ST048	TS001	SB016	KT011
27STG001*	ST086	-	-	KT031
27STG006*	ST086	-	-	KT031
27STG011*	ST101	-	-	KT001
27STG026*	ST101	-	-	KT001
27STG031*	ST048	TS001	SB016	KT011
27STG046*	ST048	TS001	SB016	KT011
27STG051*	ST048	TS001	SB016	KT011
27STG056*	ST048	TS001	SB016	KT011
27STG016*	ST101	-	-	KT001
27STG036*	ST101	-	-	KT001
27STG021*	ST046	-	-	KT011
27STG041*	ST046	-	-	KT011

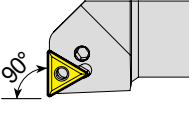
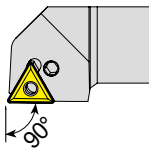
*:R/L

Steli di tornitura esterna

TNGG / TNMA / TNMG / TNUX



unità: mm

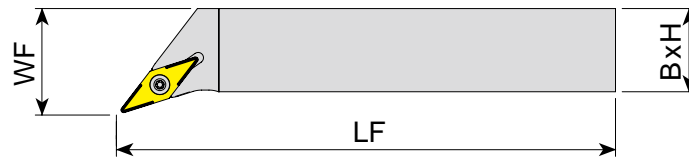
Series	Inserto	Descrizione	CODICE 27PT...		H	B	LF	WF
 PTFNR/L	TN*1604	PTFNR/L 1616 H16	F001R	F001L	16	16	100	20
		PTFNR/L 2020 K16	F006R	F006L	20	20	125	25
		PTFNR/L 2525 M16	F011R	F011L	25	25	150	32
		PTFNR/L 3232 P16	F021R	F021L	32	32	170	40
	TN*2204	PTFNR/L 2525 M22C	F016R	F016L	25	25	150	32
		PTFNR/L 3232 P22C	F026R	F026L	32	32	170	40
 PTG NR/L	TN*1103	PTG NR/L 1010 E11	G001R	G001L	10	10	70	12
		PTG NR/L 1212 F11	G006R	G006L	12	12	80	16
		PTG NR/L 1616 H11	G011R	G011L	16	16	100	20
	TN*1604	PTG NR/L 1616 H16	G016R	G016L	16	16	100	20
		PTG NR/L 2020 K16	G021R	G021L	20	20	125	25
		PTG NR/L 2525 M16	G026R	G026L	25	25	150	32
		PTG NR/L 3232 P16	G036R	G036L	32	32	170	40
	TN*2204	PTG NR/L 2525 M22C	G031R	G031L	25	25	150	32
		PTG NR/L 3232 P22C	G041R	G041L	32	32	170	40

● Ricambi

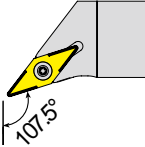
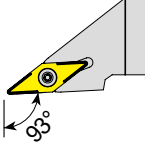
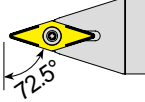
Corpo	Leva	Vite leva	Supporto	Spina elastica	Staffa	Vite staffa	Chiave
27PTF001*	LV001	SL006	TS011	SE001	-	-	KB006
27PTF006*	LV001	SL006	TS011	SE001	-	-	KB006
27PTF011*	LV001	SL006	TS011	SE001	-	-	KB006
27PTF021*	LV001	SL006	TS011	SE001	-	-	KB006
27PTF016*	LV002	SL011	TS006	SE006	ST062	ST061	KB011
27PTF026*	LV002	SL011	TS006	SE006	ST062	ST061	KB011
27PTG001*	LV109	SL036	-	-	-	-	KB006
27PTG006*	LV109	SL036	-	-	-	-	KB006
27PTG011*	LV109	SL036	-	-	-	-	KB006
27PTG016*	LV001	SL006	TS011	SE001	-	-	KB006
27PTG021*	LV001	SL006	TS011	SE001	-	-	KB006
27PTG026*	LV001	SL006	TS011	SE001	-	-	KB006
27PTG036*	LV001	SL006	TS011	SE001	-	-	KB006
27PTG031*	LV002	SL011	TS006	SE006	ST062	ST061	KB011
27PTG041*	LV002	SL011	TS006	SE006	ST062	ST061	KB011

*:R/L

Steli di tornitura esterna VBGT / VBMT



unità: mm

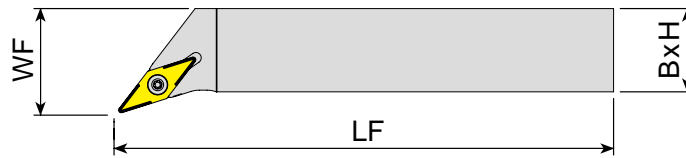
Series	Inserto	Descrizione	CODICE 27SV..		H	B	LF	WF
 SVHBR/L	VB*1103	SVHBR/L 1212 F11	H001R	H001L	12	12	80	16
		SVHBR/L 1616 H11	H006R	H006L	16	16	100	20
		SVHBR/L 2020 K11	H011R	H011L	20	20	125	25
	VB*1604	SVHBR/L 2020 K16	H016R	H016L	20	20	125	25
		SVHBR/L 2525 M16	H021R	H021L	25	25	150	32
		SVHBR/L 3232 P16	H026R	H026L	32	32	170	40
 SVJBR/L	VB*1103	SVJBR/L 1212 F11	J001R	J001L	12	12	80	16
		SVJBR/L 1616 H11	J006R	J006L	16	16	100	20
		SVJBR/L 2020 K11	J016R	J016L	20	20	125	25
	VB*1604	SVJBR/L 1616 H16	J011R	J011L	16	16	100	20
		SVJBR/L 2020 K16	J021R	J021L	20	20	125	25
		SVJBR/L 2525 M16	J026R	J026L	25	25	150	32
		SVJBR/L 3232 P16	J031R	J031L	32	32	170	40
 SVVBN	VB*1103	SVVBN 1212 F11	27SVV001N		12	12	80	06
		SVVBN 1616 H11	27SVV006N		16	16	100	08
		SVVBN 2020 K11	27SVV011N		20	20	125	10
	VB*1604	SVVBN 2020 K16	27SVV016N		20	20	125	10
		SVVBN 2525 M16	27SVV021N		25	25	150	12.5
		SVVBN 3232 P16	27SVV026N		32	32	170	16

● Ricambi

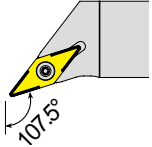
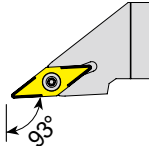
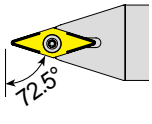
Corpo	Vite inserto	Supporto	Vite Supporto	Chiave
27SVH001*	ST101	-	-	KT001
27SVH006*	ST101	-	-	KT001
27SVH011*	ST101	-	-	KT001
27SVH016*	ST048	VS001	SB016	KT011
27SVH021*	ST048	VS001	SB016	KT011
27SVH026*	ST048	VS001	SB016	KT011
27SVJ001*	ST101	-	-	KT001
27SVJ006*	ST101	-	-	KT001
27SVJ016*	ST101	-	-	KT001
27SVJ011*	ST048	VS001	SB016	KT011
27SVJ021*	ST048	VS001	SB016	KT011
27SVJ026*	ST048	VS001	SB016	KT011
27SVJ031*	ST048	VS001	SB016	KT011
27SVV001N	ST101	-	-	KT001
27SVV006N	ST101	-	-	KT001
27SVV011N	ST101	-	-	KT001
27SVV016N	ST048	VS001	SB016	KT011
27SVV021N	ST048	VS001	SB016	KT011
27SVV026N	ST048	VS001	SB016	KT011

*: R/L

Steli di tornitura esterna VCGT / VCMT



unità: mm

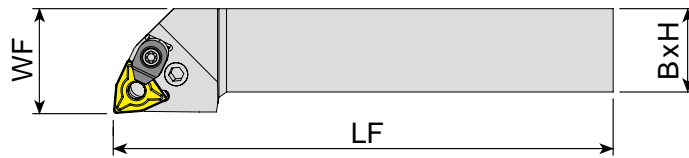
Series	Inserto	Descrizione	CODICE 27SV..		H	B	LF	WF
 SVHCR/L	VC*1103	SVHCR/L 1212 F11	H031R	H031L	12	12	80	16
		SVHCR/L 1616 H11	H036R	H036L	16	16	100	20
		SVHCR/L 2020 K11	H041R	H041L	20	20	125	25
	VC*1604	SVHCR/L 2020 K16	H046R	H046L	20	20	125	25
		SVHCR/L 2525 M16	H051R	H051L	25	25	150	32
		SVHCR/L 3232 P16	H056R	H056L	32	32	170	40
 SVJCR/L	VC*1103	SVJCR/L 1212 F11	J051R	J051L	12	12	80	16
		SVJCR/L 1616 H11	J061R	J061L	16	16	100	20
		SVJCR/L 2020 K11	J066R	J066L	20	20	125	25
		SVJCR/L 2525 M11	J076R	J076L	25	25	150	32
	VC*1604	SVJCR/L 1212 F16	J056R	J056L	12	12	80	16
		SVJCR/L 2020 K16	J071R	J071L	20	20	125	25
		SVJCR/L 2525 M16	J081R	J081L	25	25	150	32
		SVJCR/L 3232 P16	J086R	J086L	32	32	170	40
 SVVCN	VC*1103	SVVCN 1212 F11	27SVV031N		12	12	80	06
		SVVCN 1616 H11	27SVV036N		16	16	100	08
		SVVCN 2020 K11	27SVV041N		20	20	125	10
	VC*1604	SVVCN 2020 K16	27SVV046N		20	20	125	10
		SVVCN 2525 M16	27SVV051N		25	25	150	12.5
		SVVCN 3232 P16	27SVV056N		32	32	170	16

● Ricambi

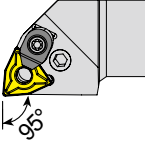
Corpo	Vite inserto	Supporto	Vite Supporto	Chiave
27SVH031*	ST101	-	-	KT001
27SVH036*	ST101	-	-	KT001
27SVH041*	ST101	-	-	KT001
27SVH046*	ST048	VS001	SB016	KT011
27SVH051*	ST048	VS001	SB016	KT011
27SVH056*	ST048	VS001	SB016	KT011
27SVJ051*	ST101	-	-	KT001
27SVJ061*	ST101	-	-	KT001
27SVJ066*	ST101	-	-	KT001
27SVJ076*	ST101	-	-	KT001
27SVJ056*	ST046	-	-	KT011
27SVJ071*	ST048	VS001	SB016	KT011
27SVJ081*	ST048	VS001	SB016	KT011
27SVJ086*	ST048	VS001	SB016	KT011
27SVV031N	ST101	-	-	KT001
27SVV036N	ST101	-	-	KT001
27SVV041N	ST101	-	-	KT001
27SVV046N	ST048	VS001	SB016	KT011
27SVV051N	ST048	VS001	SB016	KT011
27SVV056N	ST048	VS001	SB016	KT011

*:R/L

Steli di tornitura esterna WNGG / WNMA / WNMG



unità: mm

Series	Inserto	Descrizione	CODICE 27PW..		H	B	LF	WF
 PWLNR/L	WN*0604	PWLNR/L 1616 H06	L001R	L001L	16	16	100	20
		PWLNR/L 2020 K06	L011R	L011L	20	20	125	25
		PWLNR/L 2525 M06	L021R	L021L	25	25	150	32
		PWLNR/L 3232 P06	L031R	L031L	32	32	170	40
	WN*0804	PWLNR/L 1616 H08	L006R	L006L	16	16	100	20
		PWLNR/L 2020 K08C	L016R	L016L	20	20	125	25
		PWLNR/L 2525 M08C	L026R	L026L	25	25	150	32
		PWLNR/L 3232 P08C	L036R	L036L	32	32	170	40

TORNITURA

TRONCATURA

BARENATURA

FRESATURA

FORATURA

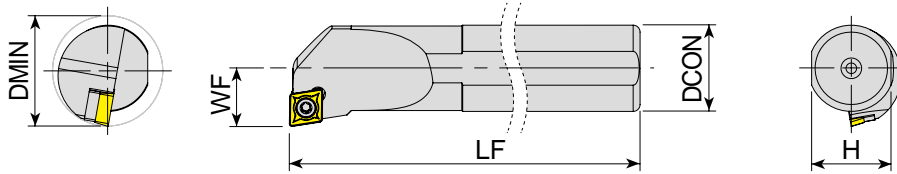
INFORMAZIONI TECNICHE

● Ricambi

Corpo	Leva	Vite leva	Supporto	Spina elastica	Staffa	Vite staffa	Chiave
27PWL001*	LV001	SL006	WS011	SE001	-	-	KB006
27PWL011*	LV001	SL006	WS011	SE001	-	-	KB006
27PWL021*	LV001	SL006	WS011	SE001	-	-	KB006
27PWL031*	LV001	SL006	WS011	SE001	-	-	KB006
27PWL006*	LV002	SL011	WS006	SE006	-	-	KB011
27PWL016*	LV002	SL011	WS006	SE006	ST062	ST061	KB011
27PWL026*	LV002	SL011	WS006	SE006	ST062	ST061	KB011
27PWL036*	LV002	SL011	WS006	SE006	ST062	ST061	KB011

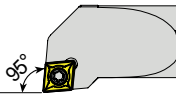
*: R/L

Steli di tornitura interna CCGT / CCMT



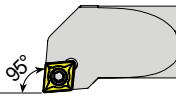

Adduzione interna del refrigerante

unità: mm

Series	Inserto	Descrizione	CODICE 27A..		DMIN	DCON	H	WF	LF
 A...-SCLCR/L	CC*0602	A08H SCLCR/L 06	08HS01R	08HS01L	≥11	8	7.3	6	100
		A10H SCLCR/L 06	10HS01R	10HS01L	≥13	10	9	7	100
		A12H SCLCR/L 06	12HS01R	12HS01L	≥16	12	11	9	100
	CC*09T3	A16M SCLCR/L 09	16MS01R	16MS01L	≥20	16	14.8	11	150
		A20P SCLCR/L 09	20PS01R	20PS01L	≥25	20	18.3	13	170
		A25R SCLCR/L 09	25RS01R	25RS01L	≥32	25	23	17	200
		A32S SCLCR/L 09	32SS01R	32SS01L	≥40	32	30	22	250
	CC*1204	A25R SCLCR/L 12	25RS02R	25RS02L	≥32	25	23	17	200

Adduzione interna del refrigerante

unità: mm

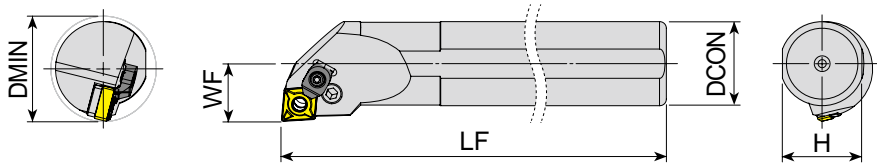
Series	Inserto	Descrizione	CODICE 27..		DMIN	DCON	H	WF	LF
 C/E...-SCLCR/L Metallo Duro	CC*0602	 C06J SCLCR/L 06	C06JS01R	C06JS01L	≥ 8	6	5.7	4.5	110
		E08K SCLCR/L 06	E08KS01R	E08KS01L	≥ 11	8	7.5	6	125
		E10M SCLCR/L 06	E10MS01R	E10MS01L	≥ 13	10	9.5	7	150
		E12Q SCLCR/L 06	E12QS01R	E12QS01L	≥ 16	12	11	9	180
	CC*09T3	E16R SCLCR/L 09	E16RS01R	E16RS01L	≥ 20	16	15.0	11	200
		E20S SCLCR/L 09	E20SS01R	E20SS01L	≥ 24	20	19.0	13	250

● Ricambi

Corpo	Vite inserto	Supporto	Vite Supporto	Chiave
27A08HS01*	ST101	-	-	KT001
27A10HS01*	ST101	-	-	KT001
27A12HS01*	ST101	-	-	KT001
27A16MS01*	ST181	-	-	KT011
27A20PS01*	ST181	-	-	KT011
27A25RS01*	ST047	CS016	SB026	KT011
27A32SS01*	ST047	CS016	SB026	KT011
27A25RS02*	ST106	CS026	SB031	KT021
27C06JS01*	ST100	-	-	KT001
27E08KS01*	ST101	-	-	KT001
27E10MS01*	ST101	-	-	KT001
27E12QS01*	ST101	-	-	KT001
27E16RS01*	ST181	-	-	KT011
27E20SS01*	ST181	-	-	KT011

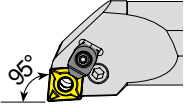
*:R/L

Steli di tornitura interna CNMA / CNMG / CNGG / CNMM



Adduzione interna del refrigerante

unità: mm

Series	Inserto	Descrizione	Codice 27A..		DMIN	DCON	H	WF	LF
 A...-PCLNR/L	CN*1204	A25R PCLNR/L 12C	25RP01R	25RP01L	≥32	25	23	17	200
		A32S PCLNR/L 12C	32SP01R	32SP01L	≥40	32	30	22	250
		A40T PCLNR/L 12C	40TP01R	40TP01L	≥50	40	37.5	27	300
	CN*1606	A32S PCLNR/L 16C	32SP02R	32SP02L	≥40	32	30	22	250
		A40T PCLNR/L 16C	40TP02R	40TP02L	≥50	40	37.5	27	300
	CN*1906	A40T PCLNR/L 19C	40TP03R	40TP03L	≥50	40	37.5	27	300
A50U PCLNR/L 19C		50UP01R	50UP01L	≥63	50	47	35	350	

TORNITURA

TRONCATURA

BARENATURA

FRESATURA

FORATURA

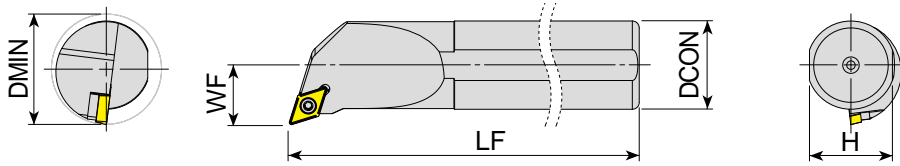
INFORMAZIONI TECNICHE

● Ricambi

Corpo	Leva	Vite leva	Supporto	Spina elastica	Staffa	Vite staffa	Chiave
27A25RP01*	LV002	SL031	CS031	SE006	ST062	ST061	KB011
27A32SP01*	LV002	SL011	CS031	SE006	ST062	ST061	KB011
27A40TP01*	LV002	SL011	CS031	SE006	ST062	ST061	KB011
27A32SP02*	LV004	SL016	CS036	SE011	ST064	SB011	KB011
27A40TP02*	LV004	SL016	CS036	SE011	ST064	SB011	KB011
27A40TP03*	LV005	SL021	CS041	SE016	ST064	SB011	KB016
27A50UP01*	LV005	SL021	CS041	SE016	ST064	SB011	KB016

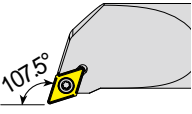
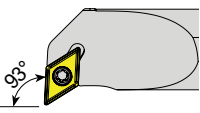
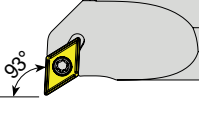
*:R/L

Steli di tornitura interna DCGT / DCMT



🔹 Adduzione interna del refrigerante

unità: mm

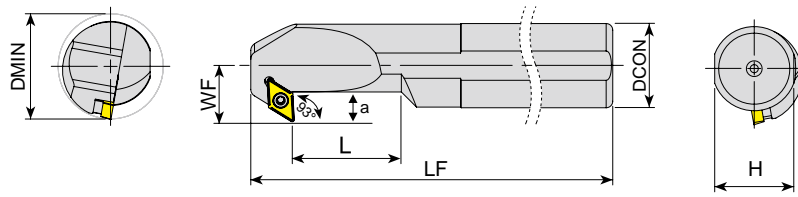
Series	Inserto	Descrizione	CODICE 27..			DMIN	DCON	H	WF	LF
 A..-SDQCR/L	DC*0702	A10H SDQCR/L 07	A10HS06R	A10HS06L	≥13	10	9	7	100	
		A12H SDQCR/L 07	A12HS06R	A12HS06L	≥16	12	11	9	100	
		A16M SDQCR/L 07	A16MS11R	A16MS11L	≥20	16	14.8	11	150	
		A20P SDQCR/L 07	A20PS06R	A20PS06L	≥25	20	18.3	13	170	
	DC*11T3	A16M SDQCR/L 11	A16MS12R	A16MS12L	≥20	16	14.8	11	150	
		A20P SDQCR/L 11	A20PS07R	A20PS07L	≥25	20	18.3	13	170	
 A..-SDUCR/L	DC*0702	A0810H SDUCR/L 07	A08HSM1R	A08HSM1L	≥13	10	9	8	100	
		A10H SDUCR/L 07	A10HS11R	A10HS11L	≥13	10	9	8	100	
		A12H SDUCR/L 07	A12HS11R	A12HS11L	≥16	12	11	9	100	
		A16M SDUCR/L 07	A16MS16R	A16MS16L	≥20	16	14.8	11	150	
	DC*11T3	A20P SDUCR/L 07	A20PS11R	A20PS11L	≥25	20	18.3	13	170	
		A16M SDUCR/L 11	A16MS17R	A16MS17L	≥20	16	14.8	11	150	
		A20P SDUCR/L 11	A20PS12R	A20PS12L	≥25	20	18.3	13	170	
		A25R SDUCR/L 11	A25RS11R	A25RS11L	≥32	25	23	17	200	
		A32S SDUCR/L 11	A32SS11R	A32SS11L	≥40	32	30	22	250	
 E..-SDUCR/L Metallo Duro	DC*0702	E10M SDUCR/L 07	E10MS02R	E10MS02L	≥ 13	10	9.5	8	150	
		E12Q SDUCR/L 07	E12QS02R	E12QS02L	≥ 16	12	11	9	180	
	DC*11T3	E16R SDUCR/L 11	E16RS02R	E16RS02L	≥ 20	16	15	11	200	
		E20S SDUCR/L 11	E20SS02R	E20SS02L	≥ 23	20	18.3	12	250	

● Ricambi

Corpo	Vite inserto	Supporto	Vite Supporto	Chiave
27A10HS06*	ST101	-	-	KT001
27A12HS06*	ST101	-	-	KT001
27A16MS11*	ST101	-	-	KT001
27A20PS06*	ST101	-	-	KT001
27A16MS12*	ST181	-	-	KT011
27A20PS07*	ST046	-	-	KT011
27A25RS06*	ST047	DS001	SB026	KT011
27A32SS06*	ST048	DS001	SB016	KT011
27A08HSM1*	ST101	-	-	KT001
27A10HS11*	ST101	-	-	KT001
27A12HS11*	ST101	-	-	KT001
27A16MS16*	ST101	-	-	KT001
27A20PS11*	ST101	-	-	KT001
27A16MS17*	ST181	-	-	KT011
27A20PS12*	ST046	-	-	KT011
27A25RS11*	ST047	DS001	SB026	KT011
27A32SS11*	ST048	DS001	SB016	KT011
27E10MS02*	ST101	-	-	KT001
27E12QS02*	ST101	-	-	KT001
27E16RS02*	ST181	-	-	KT011
27E20SS02*	ST181	-	-	KT011

*:R/L

Steli di tornitura interna DCGT / DCMT



Adduzione interna del refrigerante

unità: mm

Series	Inserto	Descrizione	CODICE 27A..	DMIN	L	DCON	H	WF	LF	a
A...SDXCR/L	DC*0702	A12H SDXCR/L 07	12HS16R 12HS16L	≥16	22	12	11	9	100	4.5
		A16M SDXCR/L 07	16MS21R 16MS21L	≥20	26	16	14.8	11	150	6.5
		A20P SDXCR/L 07	20PS16R 20PS16L	≥25	30	20	18.3	13	170	6.5
	DC*11T3	A16M SDXCR/L 11	16MS22R 16MS22L	≥20	26	16	14.8	11	150	7.5
		A20P SDXCR/L 11	20PS17R 20PS17L	≥25	30	20	18.3	14	170	7.5
		A25R SDXCR/L 11	25RS16R 25RS16L	≥32	35	25	23	17	200	9
	A32S SDXCR/L 11	32SS16R 32SS16L	≥40	42	32	30	22	250	12.5	

TORNITURA

TRONCATURA

BARENATURA

FRESATURA

FORATURA

INFORMAZIONI TECNICHE

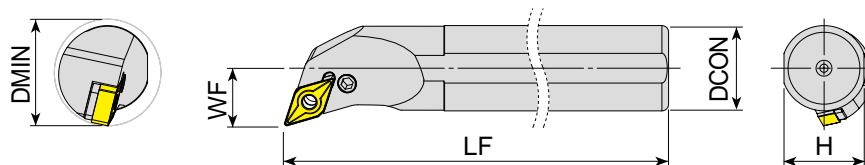
● Ricambi

Corpo	Vite inserto	Supporto	Vite Supporto	Chiave
27A12HS16*	ST101	-	-	KT001
27A16MS21*	ST101	-	-	KT001
27A20PS16*	ST101	-	-	KT001
27A16MS22*	ST046	-	-	KT011
27A20PS17*	ST046	-	-	KT011
27A25RS16*	ST048	DS001	SB026	KT011
27A32SS16*	ST048	DS001	SB016	KT011

*:R/L

Steli di tornitura interna

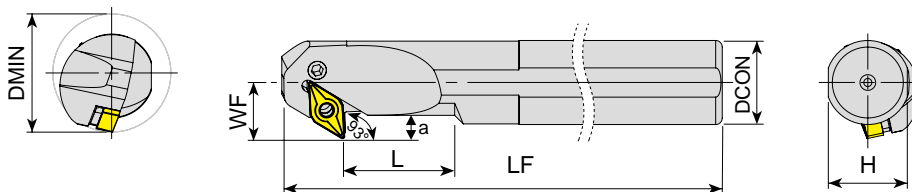
DNGG / DNMA / DNMG / DNMM / DNUX



Adduzione interna del refrigerante

unità:mm

Series	Inserto	Descrizione	CODICE 27A..		DMIN	DCON	H	WF	LF
A... PDQNR/L	DN*1104	A20P PDQNR/L 11	20PP01R	20PP01L	≥25	20	18.3	13	170
		A25R PDQNR/L 11	25RP06R	25RP06L	≥32	25	23	17	200
	DN*1504	A32S PDQNR/L 1504	32SP07R	32SP07L	≥40	32	30	22	250
		A40T PDQNR/L 1504	40TP07R	40TP07L	≥50	40	37.5	27	300
	DN*1506	A32S PDQNR/L 15	32SP06R	32SP06L	≥40	32	30	22	250
		A40T PDQNR/L 15	40TP06R	40TP06L	≥50	40	37.5	27	300
		A50U PDQNR/L 15	50UP06R	50UP06L	≥63	50	47	35	350
A... PDUNR/L	DN*1104	A20P PDUNR/L 11	20PP06R	20PP06L	≥25	20	18.3	13	170
		A25R PDUNR/L 11	25RP11R	25RP11L	≥32	25	23	17	200
	DN*1506	A32S PDUNR/L 11	32SP11R	32SP11L	≥40	32	30	22	250
		A32S PDUNR/L 15	32SP12R	32SP12L	≥40	32	30	22	250
	DN*1506	A40T PDUNR/L 15	40TP11R	40TP11L	≥50	40	37.5	27	300
		A50U PDUNR/L 15	50UP11R	50UP11L	≥63	50	47	35	350



Adduzione interna del refrigerante

unità:mm

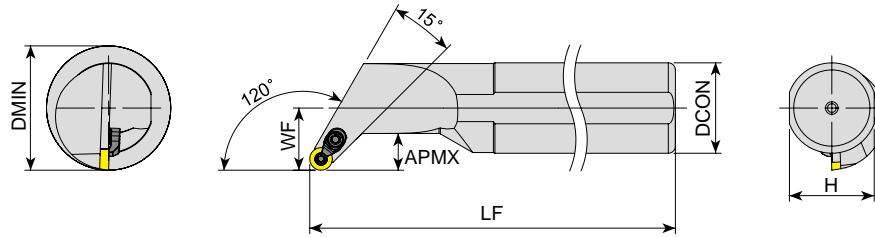
Series	Inserto	Descrizione	CODICE 27A..		DMIN	L	DCON	H	WF	LF	a
A... PDXNR/L	DN*1506	A32S PDXNR/L 15	32SP16R	32SP16L	≥45	40	32	30	22	250	12
		A40T PDXNR/L 15	40TP16R	40TP16L	≥50	50	40	37.5	27	300	14
		A50U PDXNR/L 15	50UP16R	50UP16L	≥63	60	50	47	35	350	19

● Ricambi

Corpo	Leva	Vite leva	Supporto	Spina elastica	Chiave
27A20PP01*	LV001	SL001	DS016	SE001	KB006
27A25RP06*	LV001	SL006	DS016	SE001	KB006
27A32SP07*	LV003	SL011	DS006	SE006	KB011
27A40TP07*	LV003	SL011	DS006	SE006	KB011
27A32SP06*	LV003	SL011	DS011	SE006	KB011
27A40TP06*	LV003	SL011	DS011	SE006	KB011
27A50UP06*	LV003	SL011	DS011	SE006	KB011
27A20PP06*	LV001	SL001	DS016	SE001	KB006
27A25RP11*	LV001	SL006	DS016	SE001	KB006
27A32SP11*	LV001	SL006	DS016	SE001	KB006
27A32SP12*	LV003	SL011	DS011	SE006	KB011
27A40TP11*	LV003	SL011	DS011	SE006	KB011
27A50UP11*	LV003	SL011	DS011	SE006	KB011
27A32SP16*	LV003	SL031	DS011	SE006	KB011
27A40TP16*	LV003	SL011	DS011	SE006	KB011
27A50UP16*	LV003	SL011	DS011	SE006	KB011

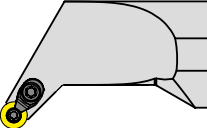
*:R/L

Steli di tornitura interna RCMT / RCMX



Adluazione interna del refrigerante

unità: mm

Series	Inserto	Descrizione	CODICE 27A..		DMIN	DCON	H	WF	LF	APMX
 A... SRGCR/L	RC*0803	A16M SRGCR/L 08	16MS26R	16MS26L	≥22	16	14.8	11	150	7
		A20P SRGCR/L 08	20PS21R	20PS21L	≥26	20	18.3	13	170	7
		A25R SRGCR/L 08C	25RS21R	25RS21L	≥34	25	23	17	200	9.5
		A32S SRGCR/L 08C	32SS21R	32SS21L	≥44	32	30	22	250	13
		A40T SRGCR/L 08C	40TS01R	40TS01L	≥54	40	37.5	27	300	15

TORNITURA

TRONCATURA

BARENATURA

FRESATURA

FORATURA

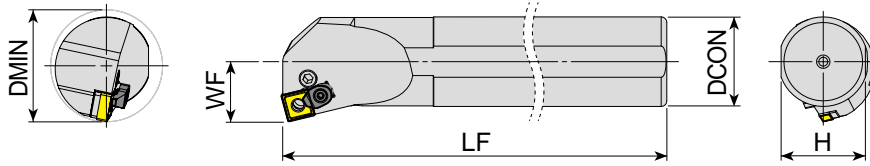
INFORMAZIONI TECNICHE

● Ricambi

Corpo	Vite inserto	Staffa	Vite staffa	Chiave
27A16MS26*	ST036	-	-	KT001
27A20PS21*	ST036	-	-	KT001
27A25RS21*	ST036	ST066	ST046	KT001
27A32SS21*	ST036	ST066	ST046	KT001
27A40TS01*	ST036	ST066	ST046	KT001

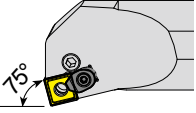
*:R/L

Steli di tornitura interna SNMA / SNMG / SNMM



Adduzione interna del refrigerante

unità: mm

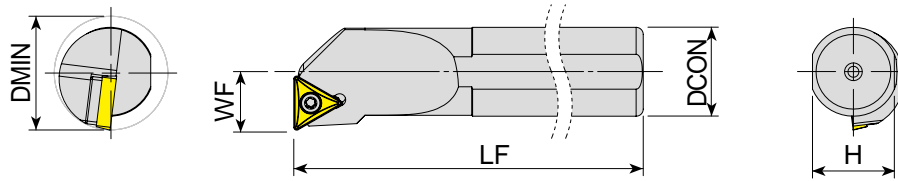
Series	Inserto	Descrizione	CODICE 27A...		DMIN	DCON	H	WF	LF
 A..-PSKNR/L	SN*1204	A25R PSKNR/L 12C	25RP16R	25RP16L	≥32	25	23	17	200
		A32S PSKNR/L 12C	32SP21R	32SP21L	≥40	32	30	22	250
		A40T PSKNR/L 12C	40TP21R	40TP21L	≥50	40	37.5	27	300
		A50U PSKNR/L 12C	50UP21R	50UP21L	≥63	50	47	35	350
	SN*1506	A32S PSKNR/L 15	32SP22R	32SP22L	≥40	32	30	22	250
		A40T PSKNR/L 15	40TP22R	40TP22L	≥50	40	37.5	27	300
		A50U PSKNR/L 15	50UP26R	50UP26L	≥63	50	47	35	350

● Ricambi

Corpo	Leva	Vite leva	Supporto	Spina elastica	Staffa	Vite staffa	Chiave
27A25RP16*	LV002	SL031	SS016	SE006	ST062	ST061	KB011
27A32SP21*	LV002	SL011	SS016	SE006	ST062	ST061	KB011
27A40TP21*	LV002	SL011	SS016	SE006	ST062	ST061	KB011
27A50UP21*	LV002	SL011	SS016	SE006	ST062	ST061	KB011
27A32SP22*	LV004	SL016	SS026	SE011	-	-	KB011
27A40TP22*	LV004	SL016	SS026	SE011	-	-	KB011
27A50UP26*	LV004	SL016	SS026	SE011	-	-	KB011

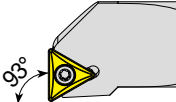
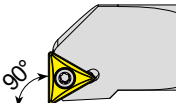
*:R/L

Steli di tornitura interna TCGT / TCMT



💧 Adduzione interna del refrigerante

unità: mm

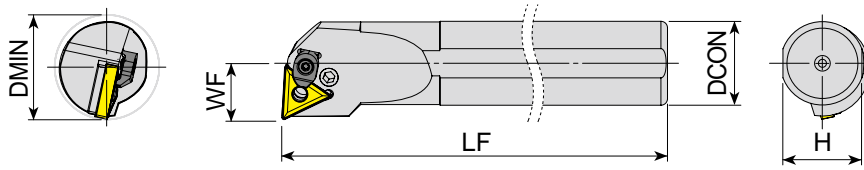
Series	Inserto	Descrizione	CODICE 27..		DMIN	DCON	H	WF	LF
 A...STUCR/L	TC*0902	A10H STUCR/L 09	A10HS16R	A10HS16L	≥13	10	9	7	100
		A12H STUCR/L 09	A12HS21R	A12HS21L	≥16	12	11	9	100
	TC*1102	A12H STUCR/L 11	A12HS22R	A12HS22L	≥17	12	11	9	100
		A16M STUCR/L 11	A16MS31R	A16MS31L	≥20	16	14.8	11	150
		A20P STUCR/L 11	A20PS26R	A20PS26L	≥25	20	18.3	13	170
	TC*16T3	A16M STUCR/L 16	A16MS32R	A16MS32L	≥20	16	14.8	11	150
		A20P STUCR/L 16	A20PS27R	A20PS27L	≥25	20	18.3	13	170
		A25R STUCR/L 16	A25RS26R	A25RS26L	≥32	25	23	17	200
			A32S STUCR/L 16	A32SS26R	A32SS26L	≥40	32	30	22
 E...STFCR/L Metallo Duro	TC*0902	E10M STFCR/L 09	E10MS03R	E10MS03L	≥12	10	9.5	6	150
		E12Q STFCR/L 09	E12QS03R	E12QS03L	≥15	12	11	8	180
	TC*1102	E12Q STFCR/L 11	E12QS04R	E12QS04L	≥15	12	11	8	180

● Ricambi

Corpo	Vite inserto	Supporto	Vite Supporto	Chiave
27A10HS16*	ST086	-	-	KT031
27A12HS21*	ST086	-	-	KT031
27A12HS22*	ST101	-	-	KT001
27A16MS31*	ST101	-	-	KT001
27A20PS26*	ST101	-	-	KT001
27A16MS32*	ST181	-	-	KT011
27A20PS27*	ST046	-	-	KT011
27A25RS26*	ST048	TS001	SB026	KT011
27A32SS26*	ST048	TS001	SB016	KT011
27E10MS03*	ST086	-	-	KT031
27E12QS03*	ST086	-	-	KT031
27E12QS04*	ST101	-	-	KT001

*:R/L

Steli di tornitura interna TNGG / TNMA / TNMG / TNUX



Adduzione interna del refrigerante

unità: mm

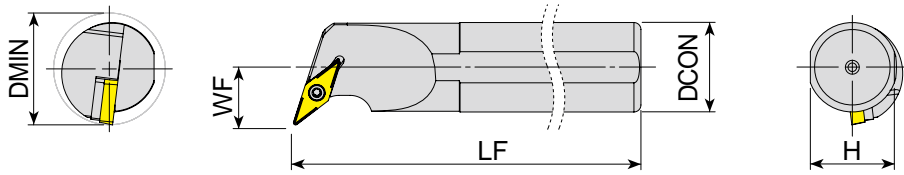
Series	Inserto	Descrizione	CODICE 27A..		DMIN	DCON	H	WF	LF
 A...-PTUNR/L	TN*1604	A16M PTUNL 16	16MP01R	16MP01L	≥20	16	14.8	11	150
		A20P PTUNL 16	20PP11R	20PP11L	≥25	20	18.3	13	170
		A25R PTUNL 16C	25RP21R	25RP21L	≥32	25	23	17	200
		A32S PTUNL 16C	32SP26R	32SP26L	≥40	32	30	22	250
	TN*2204	A40T PTUNL 16C	40TP26R	40TP26L	≥50	40	37.5	27	300
		A32S PTUNL 22C	32SP27R	32SP27L	≥40	32	30	22	250
		A40T PTUNL 22C	40TP27R	40TP27L	≥50	40	37.5	27	300

● Ricambi

Corpo	Leva	Vite leva	Supporto	Spina elastica	Staffa	Vite staffa	Chiave
27A16MP01*	LV008	SL026	-	SE021	-	-	KB006
27A20PP11*	LV001	SL001	TS011	SE001	-	-	KB006
27A25RP21*	LV001	SL006	TS011	SE001	ST062	ST061	KB006
27A32SP26*	LV001	SL006	TS011	SE001	ST062	ST061	KB006
27A40TP26*	LV001	SL006	TS011	SE001	ST062	ST061	KB006
27A32SP27*	LV002	SL011	TS006	SE006	ST062	ST061	KB011
27A40TP27*	LV002	SL011	TS006	SE006	ST062	ST061	KB011

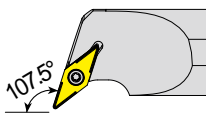
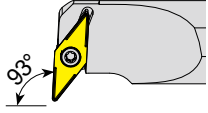
*:R/L

Steli di tornitura interna VBMT / VBG T



Adduzione interna del refrigerante

unità: mm

Series	Inserto	Descrizione	CODICE 27A..		DMIN	DCON	H	WF	LF
 A...-SVQBR/L	VB*1103	A20Q SVQBR/L 11	20QS01R	20QS01L	≥25	20	18.5	13	180
	VB*1604	A20Q SVQBR/L 16	20QS02R	20QS02L	≥30	20	18.5	20	180
		A25S SVQBR/L 16	25SS01R	25SS01L	≥32	25	23	17	250
		A32S SVQBR/L 16	32SS31R	32SS31L	≥40	32	30	22	250
 A...-SVUBR/L	VB*1604	A20Q SVUBR/L 16	20QS06R	20QS06L	30	20	18.3	20	180
		A32S SVUBR/L 16	32SS41R	32SS41L	40	32	30	22	250

TORNITURA

TRONCATURA

BARENATURA

FRESATURA

FORATURA

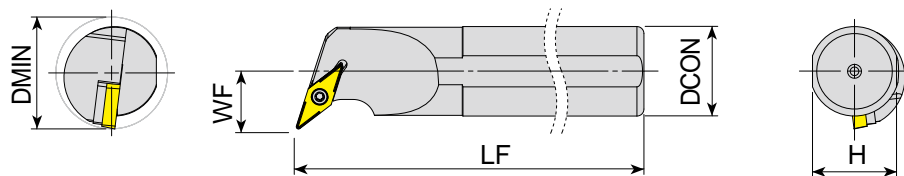
INFORMAZIONI TECNICHE

● Ricambi

Corpo	Vite inserto	Supporto	Vite Supporto	Chiave
27A20QS01*	ST101	-	-	KT001
27A20QS02*	ST046	-	-	KT011
27A25SS01*	ST048	VS001	SB016	KT011
27A32SS31*	ST048	VS001	SB016	KT011
27A20QS06*	ST046	-	-	KT011
27A32SS41*	ST048	VS001	SB016	KT011

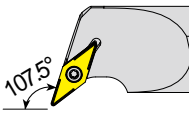
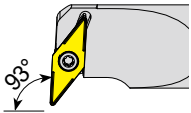
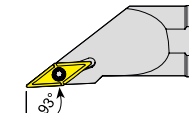
*:R/L

Steli di tornitura interna VCMT / VCGT



🔹 Adduzione interna del refrigerante

unità: mm

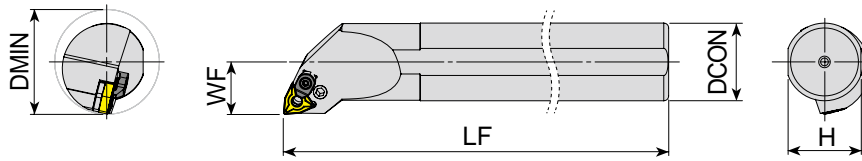
Series	Inserto	Descrizione	CODICE 27A..		DMIN	DCON	H	WF	LF
 A..SVQCR/L	VC*1103	A16M SVQCR/L 11	16MS41R	16MS41L	≥20	16	14.8	11	150
		A20P SVQCR/L 11	20PS36R	20PS36L	≥25	20	18.3	13	170
	VC*1604	A25R SVQCR/L 16	25RS31R	25RS31L	≥32	25	23	17	200
		A32S SVQCR/L 16	32SS36R	32SS36L	≥40	32	30	22	250
		A40T SVQCR/L 16	40TS11R	40TS11L	≥50	40	37.5	27	300
 A..SVUCR/L	VC*0702	A12K SVUCR/L 07	12KS01R	12KS01L	≥16	12	11	9	125
	VC*1103	A20Q SVUCR/L 11	20QS11R	20QS11L	≥25	20	18.3	13	180
	VC*1604	A25R SVUCR/L 16	25RS36R	25RS36L	≥32	25	23	19	200
 A..SVJCR/L	VC*1103	A12H SVJCR/L 11	12HS26R	12HS26L	≥13	12	11	7	100
		A16M SVJCR/L 11	16MS36R	16MS36L	≥20	16	14.8	11	150
		A20P SVJCR/L 11	20PS31R	20PS31L	≥25	20	18.3	13	170

● Ricambi

Corpo	Vite inserto	Supporto	Vite Supporto	Chiave
27A16MS41*	ST101	-	-	KT001
27A20PS36*	ST101	-	-	KT001
27A25RS31*	ST048	VS001	SB026	KT011
27A32SS36*	ST048	VS001	SB016	KT011
27A40TS11*	ST048	VS001	SB016	KT011
27A12KS01*	ST121	-	-	KT026
27A20QS11*	ST101	-	-	KT001
27A25RS36*	ST048	VS001	SB016	KT011
27A12HS26*	ST101	-	-	KT001
27A16MS36*	ST101	-	-	KT001
27A20PS31*	ST101	-	-	KT001

*:R/L

Steli di tornitura interna WNMG / WNMA / WNGG



Adduzione interna del refrigerante

unità:mm

Series	Inserto	Descrizione	CODICE 27A..		DMIN	DCON	H	WF	LF
A..-PWLNR/L	WN*0604	A20P PWLNR/L 06	20PP16R	20PP16L	≥25	20	18.3	13	170
		A25R PWLNR/L 06	25RP26R	25RP26L	≥32	25	23	17	200
		A32S PWLNR/L 06	32SP36R	32SP31L	≥40	32	30	22	250
	WN*0804	A25R PWLNR/L 08C	25RP27R	25RP27L	≥32	25	23	17	200
		A32S PWLNR/L 08C	32SP37R	32SP32L	≥40	32	30	22	250
		A40T PWLNR/L 08C	40TP31R	40TP31L	≥50	40	37.5	27	300
		A50U PWLNR/L 08C	50UP31R	50UP31L	≥63	50	47	35	350

TORNITURA

TRONCATURA

BARENATURA

FRESATURA

FORATURA

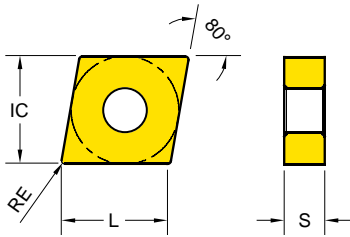
INFORMAZIONI TECNICHE

● Ricambi

Corpo	Leva	Vite leva	Supporto	Spina elastica	Staffa	Vite staffa	Chiave
27A20PP16*	LV001	SL001	WS011	SE001	-	-	KB006
27A25RP26*	LV001	SL006	WS011	SE001	-	-	KB006
27A32SP31L	LV001	SL006	WS011	SE001	-	-	KB006
27A32SP36R	LV001	SL006	WS011	SE001	-	-	KB006
27A25RP27*	LV002	SL011	WS006	SE006	ST062	ST061	KB011
27A32SP32L	LV002	SL011	WS006	SE006	ST062	ST061	KB011
27A32SP37R	LV002	SL011	WS006	SE006	ST062	ST061	KB011
27A40TP31*	LV002	SL011	WS006	SE006	ST062	ST061	KB011
27A50UP31*	LV002	SL011	WS006	SE006	ST062	ST061	KB011

*/R/L

Inserti di tornitura negativi CNGG / CNMA / CNMG / CNMM 80°



Series	L	IC	S	Series	L	IC	S
CNM* 0903	8.05	9.53	3.18	CNM* 1606	16	15.88	6.35
CNM* 0904	8.05	9.53	4.76	CNM* 1906	19	19.05	6.35
CNM* 1204	12	12.7	4.76				

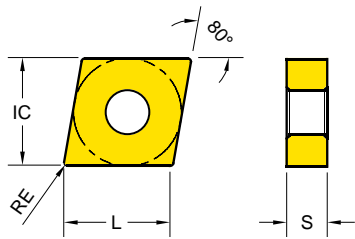
- Tabella velocità di taglio pag. 204
- Tabella generica materiali da lavorare pag. 206
- Tabella specifica materiali da pag. 207
- Conversione geometrie e gradi pag. 223

■ Codici ad esaurimento scorte

Descrizione	Grado	RE	Fn (mm/giro)	Ap (mm)	Codice
CNMA 120404	YG1010	0.4	0.15 ~ 0.5	0.5 ~ 5	22000894
	YG1001				22000089
	YG3010				22000354
CNMA 120408	YG1010	0.8	0.15 ~ 0.5	1 ~ 5	22001484
	YG1001				22000010
	YG3010				22000355
CNMA 120412	YG1010	1.2	0.15 ~ 0.5	1.5 ~ 5	22000766
	YG1001				22000011
	YG3010				22000356
CNMA 120416	YG1010	1.6	0.15 ~ 0.5	2 ~ 5	22001207
	YG1001				22001188
	YG3010				22001314
CNMA 160612	YG1010	1.2	0.15 ~ 0.5	1.5 ~ 5	22000881
	YG1001				22000012
	YG3010				22000357
CNMA 160616	YG1010	1.6	0.15 ~ 0.5	2 ~ 5	22000937
	YG1001				22000446
	YG3010				22000447
CNMA 190612	YG1010	1.2	0.15 ~ 0.5	1.5 ~ 9	22001617
	YG1001				22000989
	YG3010				22000990
CNMA 190616	YG1010	1.6	0.15 ~ 1	3 ~ 10	22001015
	YG1001				22000448
	YG3010				22000449
CNMG 120404 - UF	YG3010	0.4	0.05 ~ 0.25	0.5 ~ 2.5	22000178
	YG3115				22002370
	YG3020				22000179
	YG3030				22000180
	YG801				22000003
CNMG 120408 - UF	YG3010	0.8	0.05 ~ 0.25	1 ~ 2.5	22000189
	YG3015				22001027
	YG3115				22002204
	YG3020				22000190
	YG3030				22000191
CNMG 120412 - UF	YG3010	1.2	0.05 ~ 0.25	1.5 ~ 2.5	22001349
	YG3115				22002598
	YG3020				22001360
	YG3030				22001350
CNMG 090308 - UL	YG3010	0.8	0.10 ~ 0.30	1 ~ 2.5	22001211
	YG3115				22002589
	YG3020				22001328
	YG3030				22001212
CNMG 090312 - UL	YG3010	1.2	0.10 ~ 0.30	1.5 ~ 2.5	22001274
	YG3115				22002590
	YG3020				22001270
	YG3030				22001704
CNMG 090408 - UL	YG3010	0.8	0.10 ~ 0.30	1 ~ 2.5	22001338
	YG3115				22002591
	YG3020				22001335
	YG3030				22001705

► SEGUE

Inserti di tornitura negativi CNGG / CNMA / CNMG / CNMM 80°



Series	L	IC	S
CNM* 0904	8.05	9.53	4.76
CNM* 1204	12	12.7	4.76

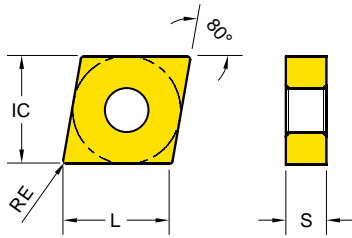
- Tabella velocità di taglio pag. 204
- Tabella generica materiali da lavorare pag. 206
- Tabella specifica materiali da pag. 207
- Conversione geometrie e gradi pag. 223

■ Codici ad esaurimento scorte

Descrizione	Grado	RE	Fn (mm/giro)	Ap (mm)	Codice
CNMG 090412 - UL	YG3010	1.2	0.10 ~ 0.30	1.5 ~ 2.5	22001339
	YG3115				22002592
	YG3020				22001336
	YG3030				22001706
CNMG 120404 - UL	YG3010	0.4	0.1 ~ 0.3	0.5 ~ 3	22000358
	YG3115				22002381
	YG3020				22000359
	YG3030				22000524
CNMG 120408 - UL	YG3010	0.8	0.1 ~ 0.3	1 ~ 3	22000192
	YG3115				22002315
	YG3020				22000193
	YG3030				22000194
CNMG 120412 - UL	YG3010	1.2	0.1 ~ 0.3	1.5 ~ 3	22000201
	YG3115				22002396
	YG3020				22000202
	YG3030				22000203
CNMG 120404 - UM	YG1001	0.4	0.15 ~ 0.3	0.5 ~ 3	22001074
	YG3010				22000184
	YG3115				22002387
	YG3020				22000185
CNMG 120408 - UM	YG1010	0.8	0.15 ~ 0.3	1 ~ 3	22000897
	YG1001				22000338
	YG3010				22000114
	YG3015				22000843
	YG3115				22002174
CNMG 120412 - UM	YG3020	1.2	0.15 ~ 0.3	1.5 ~ 3	22000100
	YG3030				22000140
	YG1001				22001075
	YG3010				22000525
	YG3015				22001467
CNMG 120404 - UG	YG3115	0.4	0.2 ~ 0.4	0.5 ~ 3	22002218
	YG3020				22000486
	YG3030				22000526
	YG1010				22001578
	YG1001				22001073
	YG3010				22000181
CNMG 120408 - UG	YG3015	0.8	0.2 ~ 0.4	1 ~ 3	22001003
	YG3115				22002219
	YG3020				22000182
	YG3030				22000183
	YG1010				22000896
	YG1001				22000337
	YG3010				22000113
	YG3015				22001001
YG3115	22002178				
CNMG 120408 - UG	YG3020	0.8	0.2 ~ 0.4	1 ~ 3	22000099
	YG3030				22000139
	YG801				22000001

► SEQUE

Inserti di tornitura negativi CNGG / CNMA / CNMG / CNMM 80°



Series	L	IC	S
CNM* 1204	12	12.7	4.76
CNM* 1206	12	12.7	6.35
CNM* 1606	16	15.88	6.35
CNM* 1906	19	19.05	6.35

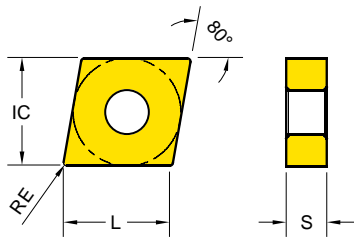
- Tabella velocità di taglio pag. 204
- Tabella generica materiali da lavorare pag. 206
- Tabella specifica materiali da pag. 207
- Conversione geometrie e gradi pag. 223

■ Codici ad esaurimento scorte

Descrizione	Grado	RE	Fn (mm/giro)	Ap (mm)	Codice
CNMG 120412 - UG	YG1010	1.2	0.2 ~ 0.4	1.5 ~ 3	22001579
	YG1001				22000685
	YG3010				22000198
	YG3015				22001004
	YG3115				22002199
CNMG 120612 - UG	YG3020	1.2	0.2 ~ 0.4	1.5 ~ 5	22000199
	YG3030				22000200
	YG3010				22000501
	YG3020				22000502
CNMG 160608 - UG	YG1010	0.8	0.2 ~ 0.4	1 ~ 5	22001826
	YG1001				22001077
	YG3010				22001078
	YG3115				22002599
	YG3020				22000748
CNMG 160612 - UG	YG3030	1.2	0.2 ~ 0.4	1.5 ~ 5	22000749
	YG1010				22001827
	YG1001				22000791
	YG3010				22000530
	YG3115				22002430
CNMG 160616 - UG	YG3020	1.6	0.3 ~ 0.5	2 ~ 5	22000508
	YG3030				22000531
	YG1010				22001828
	YG1001				22001229
	YG3010				22000534
CNMG 190608 - UG	YG3115	0.8	0.2 ~ 0.6	1 ~ 6	22002600
	YG3020				22000510
	YG3030				22000535
	YG1010				22001847
	YG3010				22000801
CNMG 190612 - UG	YG3115	1.2	0.2 ~ 0.6	1 ~ 6	22002601
	YG3020				22000802
	YG3030				22000803
	YG3115				22002603
CNMG 120404 - PWM	YG3020	0.4	0.10 ~ 0.50	0.5 ~ 3.5	22002306
	YG3030				22002307
	YG1010				22001940
	YG3115				22002593
CNMG 120408 - PWM	YG3020	0.8	0.10 ~ 0.50	0.8 ~ 3.5	22001977
	YG3030				22002046
	YG1010				22002047
	YG3010				22001250
	YG3115				22002595
CNMG 120412 - PWM	YG3020	1.2	0.10 ~ 0.50	1 ~ 3.5	22001251
	YG3030				22001319
	YG1010				22001697
	YG3015				22001593
	YG3115				22002597
	YG3020				22001950
	YG3030				22001951

► SEGUE

Inserti di tornitura negativi CNGG / CNMA / CNMG / CNMM 80°



Series	L	IC	S
CNM* 1204	12	12.7	4.76
CNM* 1206	12	12.7	6.35
CNM* 1606	16	15.88	6.35

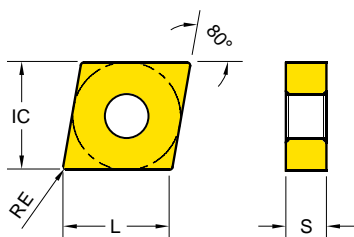
- Tabella velocità di taglio pag. 204
- Tabella generica materiali da lavorare pag. 206
- Tabella specifica materiali da pag. 207
- Conversione geometrie e gradi pag. 223

■ Codici ad esaurimento scorte

Descrizione	Grado	RE	Fn (mm/giro)	Ap (mm)	Codice
CNMG 120404 - UC	YG1010	0.4	0.2 ~ 0.4	0.5 ~ 4	22000895
	YG1001				22000096
	YG3010				22000115
	YG3115				22002372
	YG3020				22000101
CNMG 120408 - UC	YG1010	0.8	0.2 ~ 0.4	1 ~ 4	22001483
	YG1001				22000062
	YG3010				22000117
	YG3115				22002172
	YG3020				22000102
CNMG 120412 - UC	YG1010	1.2	0.2 ~ 0.4	1.5 ~ 4	22000873
	YG1001				22000088
	YG3010				22000119
	YG3115				22002185
	YG3020				22000103
CNMG 120408 - UR	YG1010	0.8	0.3 ~ 0.5	1 ~ 5	22001536
	YG1001				22001050
	YG3010				22000195
	YG3015				22001524
	YG3115				22002196
CNMG 120412 - UR	YG1010	1.2	0.3 ~ 0.5	1.5 ~ 5	22000878
	YG1001				22001051
	YG3010				22000204
	YG3115				22002179
	YG3020				22000205
CNMG 120416 - UR	YG1010	1.6	0.3 ~ 0.5	2 ~ 5	22000878
	YG1001				22001051
	YG3010				22000204
	YG3115				22002179
	YG3020				22000205
CNMG 120612 - UR	YG1010	1.2	0.3 ~ 0.5	2 ~ 5.5	22000004
	YG1001				22001530
	YG3010				22001076
	YG3115				22000707
	YG3020				22002213
CNMG 160608 - UR	YG1010	0.8	0.3 ~ 0.5	1 ~ 5	22000623
	YG1001				22000847
	YG3010				22000499
	YG3115				22000500
	YG3020				22001668
CNMG 160608 - UR	YG1010	0.8	0.3 ~ 0.5	1 ~ 5	22001079
	YG1001				22001080
	YG3010				22002426
	YG3115				22000750
	YG3020				22000751

► SEGUE

Inserti di tornitura negativi CNGG / CNMA / CNMG / CNMM 80°



Series	L	IC	S
CNM* 1204	12	12.7	4.76
CNM* 1606	16	15.88	6.35
CNM* 1906	19	19.05	6.35
CNM* 2509	25	25.4	9.53

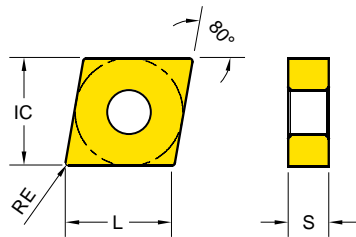
- Tabella velocità di taglio pag. 204
- Tabella generica materiali da lavorare pag. 206
- Tabella specifica materiali da pag. 207
- Conversione geometrie e gradi pag. 223

■ Codici ad esaurimento scorte

Descrizione	Grado	RE	Fn (mm/giro)	Ap (mm)	Codice
CNMG 160612 - UR	YG1010	1.2	0.3 ~ 0.5	1.5 ~ 5	22000882
	YG1001				22000792
	YG3010				22000532
	YG3115				22002197
	YG3020				22000509
CNMG 160616 - UR	YG3030	1.6	0.3 ~ 0.5	2 ~ 5	22000533
	YG1010				22000938
	YG1001				22000676
	YG3010				22000536
	YG3015				22001525
CNMG 190608 - UR	YG3115	0.8	0.3 ~ 0.8	3 ~ 9	22002187
	YG3020				22000511
	YG3030				22000537
	YG1010				22001848
	YG3010				22000804
CNMG 190612 - UR	YG3115	1.2	0.3 ~ 0.8	3 ~ 9	22002427
	YG3020				22000805
	YG3030				22000806
	YG1010				22001829
	YG1001				22000450
CNMG 190616 - UR	YG3010	1.6	0.3 ~ 0.8	3 ~ 9	22000451
	YG3115				22002355
	YG3020				22000698
	YG3030				22000699
	YG1010				22001830
CNMG 250924 - UR	YG1001	2.4	0.4 ~ 1	5 ~ 12	22000480
	YG3010				22000481
	YG3015				22001442
	YG3115				22002583
	YG3020				22000734
CNMG 120408 - KR	YG3030	0.8	0.3 ~ 0.6	1 ~ 5	22000735
	YG3010				22001688
	YG3115				22002604
	YG3020				22001687
	YG3030				22001464
CNMG 120412 - KR	YG1010	1.2	0.3 ~ 0.6	1.5 ~ 5	22001503
	YG1001				22000718
	YG3010				22000800
	YG3115				22002594
	YG1010				22000879
CNMG 160612 - KR	YG1001	1.2	0.3 ~ 0.6	1.5 ~ 6	22000719
	YG3010				22001100
	YG3115				22002596
	YG1010				22001504
	YG1001				22001091
CNMG 160612 - KR	YG3010	1.2	0.3 ~ 0.6	1.5 ~ 6	22001092
	YG3115				22002581

► SEQUE

Inserti di tornitura negativi CNGG / CNMA / CNMG / CNMM 80°



Series	L	IC	S
CNM* 1204	12	12.7	4.76
CNM* 1606	16	15.88	6.35
CNM* 1906	19	19.05	6.35

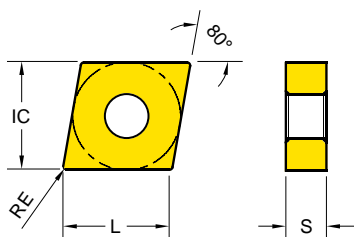
- Tabella velocità di taglio pag. 204
- Tabella generica materiali da lavorare pag. 206
- Tabella specifica materiali da pag. 207
- Conversione geometrie e gradi pag. 223

■ Codici ad esaurimento scorte

Descrizione	Grado	RE	Fn (mm/giro)	Ap (mm)	Codice
CNMG 160616 - KR	YG1010	1.6	0.3 ~ 0.6	2 ~ 6	22001588
	YG1001				22001093
	YG3010				22001094
	YG3115				22002582
CNMG 190612 - KR	YG1010	1.2	0.3 ~ 1	3 ~ 9	22002264
	YG3010				22001201
	YG3115				22002602
CNMG 120404 - MF	YG3020	0.4	0.07 ~ 0.3	0.2 ~ 1.5	22001185
	YG3030				22001237
	YG2025				22002451
	YG211				22000609
	YG213				22000613
	YG214				22001708
CNMG 120408 - MF	YG401	0.8	0.07 ~ 0.3	0.2 ~ 1.5	22002271
	YG3030				22000652
	YG2025				22002452
	YG211				22000538
	YG213				22000539
	YG214				22000627
CNMG 120412 - MF	YG401	1.2	0.07 ~ 0.3	0.2 ~ 1.5	22002272
	YG3030				22001025
	YG2025				22002453
CNMG 120404 - MM	YG214	0.4	0.2 ~ 0.35	0.5 ~ 3.5	22001139
	YG211				22000547
	YG213				22000548
	YG401				22001709
CNMG 120408 - MM	YG214	0.8	0.2 ~ 0.35	1 ~ 3.5	22002286
	YG3020				22000360
	YG3030				22000188
	YG801				22000187
	YG211				22000494
	YG213				22000495
CNMG 120412 - MM	YG214	1.2	0.2 ~ 0.35	1.5 ~ 3.5	22000607
	YG3030				22002287
	YG211				22000521
	YG401				22000549
CNMG 190608 - MM	YG213	0.8	0.2 ~ 0.5	2 ~ 5.5	22000550
	YG214				22000626
	YG211				22002288
CNMG 190612 - MM	YG213	1.2	0.2 ~ 0.55	2 ~ 5.5	22001969
	YG214				22001970
	YG211				22001933
CNMG 190616 - MM	YG213	1.6	0.2 ~ 0.55	2 ~ 5.5	22001971
	YG214				22001972
	YG211				22001934
	YG3020				22000991
	YG3030				22000984

► SEGUE

Inserti di tornitura negativi CNGG / CNMA / CNMG / CNMM 80°



Series	L	IC	S
CN** 1204	12	12.7	4.76
CNM* 1606	16	15.88	6.35
CNM* 1906	19	19.05	6.35

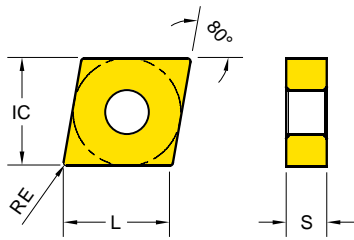
- Tabella velocità di taglio pag. 204
- Tabella generica materiali da lavorare pag. 206
- Tabella specifica materiali da pag. 207
- Conversione geometrie e gradi pag. 223

■ Codici ad esaurimento scorte

Descrizione	Grado	RE	Fn (mm/giro)	Ap (mm)	Codice
CNMG 120404 - MG	YG2025	0.4	0.2 ~ 0.4	0.5 ~ 4	22002465
	YG3030				22001371
	YG2025				22002468
CNMG 120408 - MG	YG211	0.8	0.2 ~ 0.4	1 ~ 4	22001490
	YG213				22001491
	YG214				22001090
	YG401				22001222
CNMG 120412 - MG	YG2025	1.2	0.2 ~ 0.4	1.5 ~ 4	22002469
	YG211				22001493
	YG213				22001494
	YG214				22000928
CNMG 160608 - MG	YG401	0.8	0.2 ~ 0.45	1 ~ 4	22001221
	YG211				22001921
	YG213				22001917
	YG214				22001919
CNMG 160612 - MG	YG401	1.2	0.2 ~ 0.5	2 ~ 4	22001812
	YG211				22001922
	YG213				22001918
	YG214				22001920
CNMG 160616 - MG	YG401	1.6	0.2 ~ 0.5	2 ~ 4	22001813
	YG211				22001929
	YG213				22001930
	YG214				22001535
CNMG 190616 - MG	YG401	1.6	0.20 ~ 0.50	2 ~ 5	22001540
	YG211				22001931
	YG213				22001932
	YG214				22001534
CNMG 120408 - MR	YG401	0.8	0.3 ~ 0.55	2 ~ 5.5	22001541
	YG3015				22001523
	YG3030				22000594
	YG211				22000540
CNMG 120412 - MR	YG213	1.2	0.3 ~ 0.55	2 ~ 5.5	22000541
	YG214				22000608
	YG3010				22000838
	YG3015				22001024
	YG3020				22000839
	YG3030				22000840
CNMG 120416 - MR	YG2025	1.6	0.3 ~ 0.55	2 ~ 5.5	22002480
	YG211				22000610
	YG213				22000614
	YG214				22000628
CNGG 120401 - SF	YG211	0.1	0.05 ~ 0.3	0.1 ~ 3	22001893
	YG213				22001894
	YG214				22001895
CNGG 120402 - SF	YG401	0.2	0.1 ~ 0.3	0.1 ~ 0.3	22002097
CNGG 120404 - SF	YG401	0.4	0.1 ~ 0.3	0.2 ~ 0.3	22001291
CNGG 120408 - SF	YG401	0.8	0.1 ~ 0.3	0.2 ~ 0.3	22000943

► SEQUE

Inserti di tornitura negativi CNGG / CNMA / CNMG / CNMM 80°



Series	L	IC	S
CNM** 1204	12	12.7	4.76
CNM** 1606	16	15.88	6.35
CNM** 1906	19	19.05	6.35
CNM** 2509	25	25.4	9.53

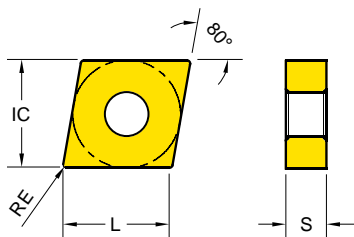
- Tabella velocità di taglio pag. 204
- Tabella generica materiali da lavorare pag. 206
- Tabella specifica materiali da pag. 207
- Conversione geometrie e gradi pag. 223

■ Codici ad esaurimento scorte

Descrizione	Grado	RE	Fn (mm/giro)	Ap (mm)	Codice
CNMG 120408 - SM	YG211	0.8	0.1 ~ 0.25	0.5 ~ 4	22001088
	YG213				22001089
	YG214				22001395
	YG401				22001189
CNMG 120412 - SM	YG211	1.2	0.1 ~ 0.25	0.5 ~ 4	22001373
	YG213				22001394
	YG214				22002305
	YG401				22001292
CNMG 120408 - SR	YG401	0.8	0.1 ~ 0.4	0.5 ~ 4	22000945
CNMG 120412 - SR	YG401	1.2	0.1 ~ 0.4	0.5 ~ 4	22001279
CNMG 120416 - SR	YG401	1.6	0.1 ~ 0.4	0.5 ~ 4	22001912
CNMG 120404 - PSF	YT100	0.4	0.07 ~ 0.3	0.4 ~ 3	22002531
CNMG 120408 - PSF	YT100	0.8	0.1 ~ 0.3	0.6 ~ 3	22002532
CNMM 120408 - UH	YG3020	0.8	0.3 ~ 0.5	1.5 ~ 5.0	22002320
	YG3030				22002321
CNMM 160612 - UH	YG3020	1.2	0.35 ~ 0.5	2 ~ 5.5	22002316
	YG3030				22002317
CNMM 160616 - UH	YG3020	1.6	0.35 ~ 0.5	2.5 ~ 5.5	22002318
	YG3030				22002319
CNMM 190612 - UH	YG1010	1.2	0.35 ~ 0.7	1.5 ~ 9	22002107
	YG3010				22002108
	YG3020				22002113
	YG3030				22002114
CNMM 190616 - UH	YG1010	1.6	0.35 ~ 0.7	2 ~ 9	22002115
	YG3010				22002116
	YG3020				22002117
	YG3030				22002118
CNMM 190624 - UH	YG1010	2.4	0.35 ~ 0.7	3 ~ 9	22002109
	YG3010				22002110
	YG3020				22002111
	YG3030				22002112
CNMM 250924 - UH	YG1010	2.4	0.4 ~ 0.8	3 ~ 10	22002119
	YG3010				22002120
	YG3020				22002121
	YG3030				22002122
CNMM 190616 - UR	YG3020	1.6	0.3 ~ 0.8	3 ~ 9	22000925
	YG3030				22000926
CNMM 120408 - UT	YG3020	0.8	0.4 ~ 0.7	1.5 ~ 6	22002322
	YG3030				22002323
CNMM 160612 - UT	YG3020	1.2	0.45 ~ 0.7	2 ~ 6	22002335
	YG3030				22002336
CNMM 160616 - UT	YG3020	1.6	0.45 ~ 0.7	2.5 ~ 6	22002324
	YG3030				22002325
CNMM 190612 - UT	YG1010	1.2	0.5 ~ 1	3 ~ 12	22002139
	YG3010				22002140
	YG3020				22002141
	YG3030				22002142

► SEQUE

Inserti di tornitura negativi CNGG / CNMA / CNMG / CNMM 80°



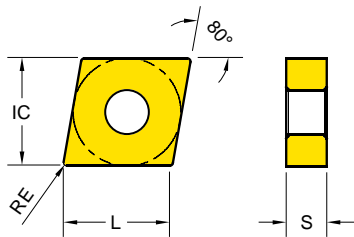
Series	L	IC	S
CNM** 1906	19	19.05	6.35
CNM** 2509	25	25.4	9.53

- Tabella velocità di taglio pag. 204
- Tabella generica materiali da lavorare pag. 206
- Tabella specifica materiali da pag. 207
- Conversione geometrie e gradi pag. 223

■ Codici ad esaurimento scorte

Descrizione	Grado	RE	Fn (mm/giro)	Ap (mm)	Codice
CNMM 190616 - UT	YG1010	1.6	0.5 ~ 1	4 ~ 12	22002143
	YG3010				22002144
	YG3020				22002145
	YG3030				22002146
CNMM 190624 - UT	YG1010	2.4	0.5 ~ 1	6 ~ 12	22002147
	YG3010				22002148
	YG3020				22002149
	YG3030				22002150
CNMM 250924 - UT	YG1010	2.4	0.55 ~ 1.2	6 ~ 13	22002151
	YG3010				22002152
	YG3020				22002021
	YG3030				22002022

Inserti di tornitura negativi DNMG / DNMA / DNMG / DNMM 55°



Series	L	IC	S
DN** 1104	9.67	9.53	4.76
DN** 1504	14	12.7	4.76
DN** 1506	14	12.7	6.35

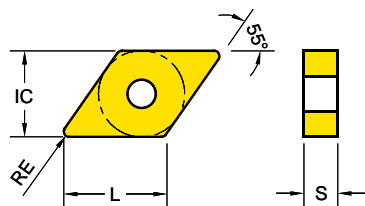
- Tabella velocità di taglio pag. 204
- Tabella generica materiali da lavorare pag. 206
- Tabella specifica materiali da pag. 207
- Conversione geometrie e gradi pag. 223

■ Codici ad esaurimento scorte

Descrizione	Grado	RE	Fn (mm/giro)	Ap (mm)	Codice
DNMA 150404	YG1010	0.4	0.1 ~ 0.5	0.5 ~ 5	22001558
	YG1001				22001505
	YG3010				22001506
DNMA 150408	YG1010	0.8	0.15 ~ 0.5	1 ~ 5	22001559
	YG1001				22000573
	YG3010				22000574
DNMA 150412	YG1010	1.2	0.15 ~ 0.5	1.5 ~ 5	22001421
	YG1001				22000575
	YG3010				22000576
DNMA 150604	YG1010	0.4	0.10 ~ 0.50	1 ~ 5	22001581
	YG1001				22001445
	YG3010				22001447
DNMA 150608	YG1010	0.8	0.15 ~ 0.5	1 ~ 5	22001557
	YG1001				22000091
	YG3010				22001129
DNMA 150612	YG1010	1.2	0.15 ~ 0.5	1.5 ~ 5	22001422
	YG1001				22000092
	YG3010				22001130
DNMG 150404 - UF	YG3010	0.4	0.05 ~ 0.25	0.5 ~ 2.5	22000363
	YG3115				22002220
	YG3020				22000364
	YG3030				22000365
	YG801				22000016
DNMG 150408 - UF	YG3010	0.8	0.05 ~ 0.25	1 ~ 2.5	22000856
	YG3015				22001030
	YG3115				22002221
	YG3020				22000774
	YG3030				22000857
DNMG 150412 - UF	YG3010	1.2	0.05 ~ 0.25	1.5 ~ 2.5	22001450
	YG3015				22001372
	YG3115				22002584
	YG3020				22001368
	YG3030				22001383
DNMG 150604 - UF	YG3010	0.4	0.05 ~ 0.25	1 ~ 2	22000225
	YG3115				22002398
	YG3020				22000226
	YG3030				22000227
	YG801				22000018
DNMG 150608 - UF	YG3010	0.8	0.05 ~ 0.25	1.5 ~ 3.5	22000231
	YG3115				22002419
	YG3020				22000232
	YG3030				22000233
	YG3010				22001385
DNMG 150612 - UF	YG3015	1.2	0.05 ~ 0.25	1.5 ~ 2.5	22001451
	YG3115				22002610
	YG3020				22001369
	YG3030				22001386
	YG3010				22001239
DNMG 110404 - UL	YG3115	0.4	0.1 ~ 0.3	0.5 ~ 2.5	22002606
	YG3020				22001240
	YG3030				22001241
	YG3010				22001241

► SEGUE

Inserti di tornitura negativi DNMG / DNMA / DNMG / DNMM 55°



Series	L	IC	S
DNM* 1104	9.67	9.53	4.76
DNM* 1504	14	12.7	4.76
DNM* 1506	14	12.7	6.35

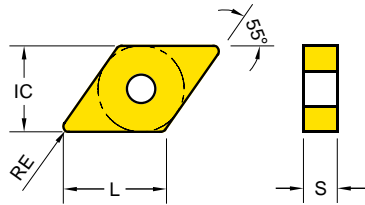
- Tabella velocità di taglio pag. 204
- Tabella generica materiali da lavorare pag. 206
- Tabella specifica materiali da pag. 207
- Conversione geometrie e gradi pag. 223

■ Codici ad esaurimento scorte

Descrizione	Grado	RE	Fn (mm/giro)	Ap (mm)	Codice
DNMG 110408 - UL	YG3010	0.8	0.1 ~ 0.3	1 ~ 2.5	22001242
	YG3115				22002607
	YG3020				22001243
	YG3030				22001244
DNMG 150404 - UL	YG3010	0.4	0.1 ~ 0.3	0.5 ~ 3	22000686
	YG3015				22001468
	YG3115				22002444
	YG3020				22000687
DNMG 150408 - UL	YG3030	0.8	0.1 ~ 0.3	1 ~ 3	22000708
	YG3010				22000489
	YG3015				22001028
	YG3115				22002337
DNMG 150412 - UL	YG3020	1.2	0.1 ~ 0.3	1.5 ~ 3	22000504
	YG3030				22000505
	YG3010				22000709
	YG3015				22001029
DNMG 150604 - UL	YG3115	0.4	0.1 ~ 0.3	0.5 ~ 3	22002314
	YG3020				22001108
	YG3030				22001109
	YG3010				22000369
DNMG 150608 - UL	YG3015	0.8	0.1 ~ 0.3	1.5 ~ 3	22001469
	YG3115				22002404
	YG3020				22000370
	YG3030				22001110
DNMG 150612 - UL	YG3010	1.2	0.1 ~ 0.3	1.5 ~ 3	22000237
	YG3015				22001010
	YG3115				22002214
	YG3020				22000238
DNMG 150404 - UM	YG3030	0.4	0.15 ~ 0.3	0.5 ~ 3	22000239
	YG3010				22000246
	YG3015				22001009
	YG3115				22002611
DNMG 150408 - UM	YG3020	0.8	0.15 ~ 0.3	1 ~ 3	22000247
	YG3030				22000248
	YG1010				22001672
	YG1001				22001472
DNMG 150412 - UM	YG3010	1.2	0.15 ~ 0.3	1.5 ~ 3	22001702
	YG3115				22002608
	YG3020				22001703
	YG3030				22001707
DNMG 150408 - UM	YG1001	0.8	0.15 ~ 0.3	1 ~ 3	22001106
	YG3010				22000688
	YG3115				22002360
	YG3020				22000689
DNMG 150412 - UM	YG3030	1.2	0.15 ~ 0.3	1.5 ~ 3	22000701
	YG1001				22000604
	YG3010				22000512
	YG3015				22001914
DNMG 150412 - UM	YG3115	1.2	0.15 ~ 0.3	1.5 ~ 3	22002203
	YG3020				22000488
	YG3030				22000705
	YG3010				22000512

► SEGUE

Inserti di tornitura negativi DNMG / DNMA / DNMG / DNMM 55°



Series	L	IC	S
DNM* 1504	14	12.7	4.76
DNM* 1506	14	12.7	6.35

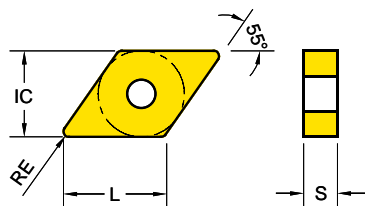
- Tabella velocità di taglio pag. 204
- Tabella generica materiali da lavorare pag. 206
- Tabella specifica materiali da pag. 207
- Conversione geometrie e gradi pag. 223

■ Codici ad esaurimento scorte

Descrizione	Grado	RE	Fn (mm/giro)	Ap (mm)	Codice
DNMG 150604 - UM	YG1001	0.4	0.15 ~ 0.30	0.5 ~ 3	22001408
	YG3010				22001436
	YG3115				22002609
	YG3020				22001409
	YG3030				22001425
DNMG150608 - UM	YG1001	0.8	0.15 ~ 0.3	1 ~ 3	22001128
	YG3010				22000240
	YG3115				22002201
	YG3020				22000241
	YG3030				22000242
DNMG150612 - UM	YG1001	1.2	0.15 ~ 0.3	1.5 ~ 3	22001149
	YG3010				22001132
	YG3115				22002612
	YG3020				22000695
	YG3030				22000706
DNMG 150404 - UG	YG1010	0.4	0.2 ~ 0.4	0.5 ~ 3	22001618
	YG1001				22001544
	YG3010				22001131
	YG3115				22002443
	YG3020				22000772
	YG3030				22001137
DNMG 150408 - UG	YG1010	0.8	0.2 ~ 0.4	1 ~ 3	22001608
	YG1001				22000452
	YG3010				22000366
	YG3015				22001352
	YG3115				22002368
	YG3020				22000367
	YG3030				22000368
YG801	22000017				
DNMG 150412 - UG	YG1010	1.2	0.2 ~ 0.4	1.5 ~ 3	22001514
	YG1001				22000703
	YG3010				22001107
	YG3115				22002442
	YG3020				22000487
	YG3030				22000704
DNMG 150604 - UG	YG1010	0.4	0.2 ~ 0.4	0.5 ~ 3	22001619
	YG1001				22001545
	YG3010				22000228
	YG3115				22002375
	YG3020				22000229
	YG3030				22000230
DNMG 150608 - UG	YG1010	0.8	0.2 ~ 0.4	1 ~ 3	22001609
	YG1001				22000453
	YG3010				22000234
	YG3015				22001145
	YG3115				22002212
	YG3020				22000235
	YG3030				22000236
	YG801				22000019

► SEGUE

Inserti di tornitura negativi DNMG / DNMA / DNMG / DNMM 55°



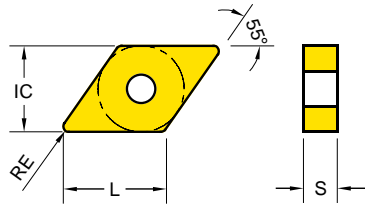
Series	L	IC	S
DNM* 1504	14	12.7	4.76
DNM* 1506	14	12.7	6.35

- Tabella velocità di taglio pag. 204
- Tabella generica materiali da lavorare pag. 206
- Tabella specifica materiali da pag. 207
- Conversione geometrie e gradi pag. 223

■ Codici ad esaurimento scorte

Descrizione	Grado	RE	Fn (mm/giro)	Ap (mm)	Codice
DNMG 150612 - UG	YG1010	1.2	0.2 ~ 0.4	1.5 ~ 3	22001511
	YG1001				22000454
	YG3010				22000243
	YG3115				22002356
	YG3020				22000244
	YG3030				22000245
DNMG 150408 - UC	YG1010	0.8	0.2 ~ 0.4	1 ~ 4	22001611
	YG1001				22000577
	YG3010				22000578
	YG3015				22001273
	YG3115				22002388
	YG3020				22001193
DNMG 150412 - UC	YG1010	1.2	0.2 ~ 0.4	1.5 ~ 4	22000700
	YG1001				22001512
	YG3010				22000579
	YG3115				22000580
	YG3020				22002373
	YG3030				22001168
DNMG 150608 - UC	YG1010	0.8	0.2 ~ 0.4	1 ~ 4	22000702
	YG1001				22000898
	YG3010				22000090
	YG3015				22000121
	YG3115				22001272
	YG3020				22002376
DNMG 150612 - UC	YG1010	1.2	0.2 ~ 0.4	1.5 ~ 4	22000104
	YG1001				22000122
	YG3010				22001509
	YG3115				22000098
	YG3020				22000123
	YG3030				22002410
DNMG 150408 - UR	YG1010	0.8	0.3 ~ 0.5	1 ~ 5	22000105
	YG1001				22000124
	YG3010				22001621
	YG3115				22001095
	YG3020				22000585
	YG3030				22002446
DNMG 150412 - UR	YG1010	1.2	0.3 ~ 0.5	1.5 ~ 5	22001096
	YG1001				22001097
	YG3010				22001513
	YG3115				22001127
	YG3020				22000581
	YG3030				22002400
					22001134
					22001101

Inserti di tornitura negativi DNMG / DNMA / DNMG / DNMM 55°



Series	L	IC	S
DNM* 1504	14	12.7	4.76
DNM* 1506	14	12.7	6.35

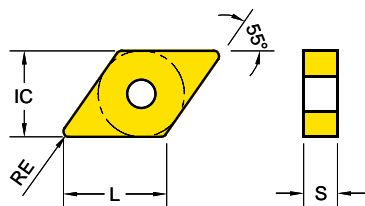
- Tabella velocità di taglio pag. 204
- Tabella generica materiali da lavorare pag. 206
- Tabella specifica materiali da pag. 207
- Conversione geometrie e gradi pag. 223

■ Codici ad esaurimento scorte

Descrizione	Grado	RE	Fn (mm/giro)	Ap (mm)	Codice
DNMG 150608 - UR	YG1010	0.8	0.3 ~ 0.5	1 ~ 5	22001622
	YG1001				22000691
	YG3010				22000692
	YG3115				22002447
	YG3020				22000693
	YG3030				22000854
DNMG 150612 - UR	YG1010	1.2	0.3 ~ 0.5	1.5 ~ 5	22001510
	YG1001				22001258
	YG3010				22000371
	YG3115				22002416
	YG3020				22000372
	YG3030				22000373
	YG801				22000020
DNMG 150404 - MF	YG2025	0.4	0.07 ~ 0.3	0.2 ~ 1.5	22002454
	YG211				22000848
	YG213				22000771
	YG214				22001815
	YG401				22002273
DNMG 150408 - MF	YG3030	0.8	0.07 ~ 0.3	0.2 ~ 1.5	22000807
	YG2025				22002456
	YG211				22000849
	YG213				22000773
	YG214				22001816
DNMG 150604 - MF	YG2025	0.4	0.07 ~ 0.3	0.2 ~ 1.5	22002455
	YG211				22000811
	YG213				22000850
	YG214				22001819
	YG401				22001945
DNMG 150608 - MF	YG3020	0.8	0.07 ~ 0.3	0.2 ~ 1.5	22001202
	YG3030				22000813
	YG2025				22002457
	YG211				22000812
	YG213				22000859
	YG214				22001820
DNMG 150404 - MM	YG401	0.4	0.2 ~ 0.35	0.5 ~ 3.5	22002275
	YG3030				22000527
	YG211				22000551
	YG213				22000552
	YG214				22001710
DNMG 150408 - MM	YG401	0.8	0.2 ~ 0.35	1 ~ 3.5	22002289
	YG3030				22000506
	YG211				22000513
	YG213				22000514
	YG214				22001788
	YG401				22002290

► SEGUE

Inserti di tornitura negativi DNMG / DNMA / DNMG / DNMM 55°



Series	L	IC	S
DNM* 1504	14	12.7	4.76
DNM* 1506	14	12.7	6.35

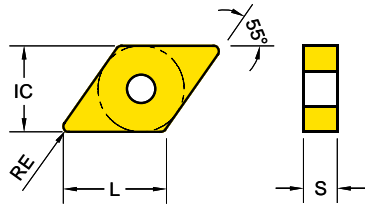
- Tabella velocità di taglio pag. 204
- Tabella generica materiali da lavorare pag. 206
- Tabella specifica materiali da pag. 207
- Conversione geometrie e gradi pag. 223

■ Codici ad esaurimento scorte

Descrizione	Grado	RE	Fn (mm/giro)	Ap (mm)	Codice
DNMG 150412 - MM	YG3030	1.2	0.2 ~ 0.35	1.5 ~ 3.5	22000529
	YG211				22000561
	YG213				22000562
	YG214				22001711
	YG401				22002291
DNMG 150604 - MM	YG3030	0.4	0.2 ~ 0.35	0.5 ~ 3.5	22000528
	YG211				22000553
	YG213				22000554
	YG214				22001712
	YG401				22002292
DNMG 150608 - MM	YG3030	0.8	0.2 ~ 0.35	1 ~ 3.5	22000507
	YG211				22000515
	YG213				22000516
	YG214				22000690
	YG401				22002293
DNMG 150612 - MM	YG3030	1.2	0.2 ~ 0.35	1.5 ~ 3.5	22000496
	YG211				22000563
	YG213				22000564
	YG214				22000694
	YG401				22002294
DNMG 150404 - MG	YG2025	0.4	0.2 ~ 0.4	0.5 ~ 4	22002466
DNMG 150408 - MG	YG2025	0.8	0.2 ~ 0.4	1 ~ 4	22002470
	YG211				22001561
	YG213				22001562
	YG214				22001563
	YG401				22001560
DNMG 150412 - MG	YG2025	1.2	0.2 ~ 0.4	1.5 ~ 4	22002483
DNMG 150604 - MG	YG2025	0.4	0.2 ~ 0.4	0.5 ~ 4	22002467
DNMG 150608 - MG	YG2025	0.8	0.2 ~ 0.4	1 ~ 4	22002471
	YG211				22001565
	YG213				22001566
	YG214				22001567
	YG401				22001564
DNMG 150612 - MG	YG2025	1.2	0.2 ~ 0.4	1.5 ~ 4	22002484
DNMG 150408 - MR	YG3030	0.8	0.3 ~ 0.55	2 ~ 5.5	22001036
	YG2025				22002492
	YG211				22000914
	YG213				22000808
	YG214				22000809
DNMG 150412 - MR	YG211	1.2	0.3 ~ 0.55	2 ~ 5.5	22000929
	YG213				22000930
	YG214				22000810
DNMG 150608 - MR	YG3030	0.8	0.3 ~ 0.55	2 ~ 5.5	22001037
	YG2025				22002481
	YG211				22000860
	YG213				22000814
	YG214				22000815

► SEGUE

Inserti di tornitura negativi DNMG / DNMA / DNMG / DNMM 55°



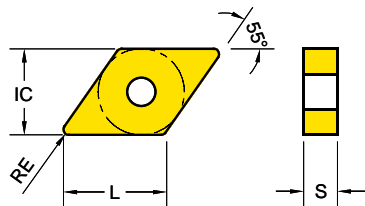
Series	L	IC	S
DN*1504	14	12.7	4.76
DN*1506	14	12.7	6.35

- Tabella velocità di taglio pag. 204
- Tabella generica materiali da lavorare pag. 206
- Tabella specifica materiali da pag. 207
- Conversione geometrie e gradi pag. 223

■ Codici ad esaurimento scorte

Descrizione	Grado	RE	Fn (mm/giro)	Ap (mm)	Codice
DNMG 150612 - MR	YG211	1.2	0.3 ~ 0.55	2 ~ 5.5	22000861
	YG213				22000862
	YG214				22000816
DNMG 150404 - SF	YG401	0.4	0.1 ~ 0.3	0.2 ~ 3	22001295
DNMG 150408 - SF	YG401	0.8	0.1 ~ 0.3	0.5 ~ 3	22001293
DNMG 150604 - SF	YG401	0.4	0.1 ~ 0.3	0.2 ~ 3	22001296
DNMG 150608 - SF	YG401	0.8	0.1 ~ 0.3	0.5 ~ 3	22001294
DNMG 150408 - SM	YG211	0.8	0.1 ~ 0.25	0.5 ~ 4	22001417
	YG213				22001412
	YG214				22001817
	YG401				22001300
DNMG 150412 - SM	YG211	1.2	0.1 ~ 0.25	0.5 ~ 4	22001419
	YG213				22001413
	YG214				22001818
	YG401				22001303
DNMG 150608 - SM	YG211	0.8	0.1 ~ 0.25	0.5 ~ 4	22001418
	YG213				22001414
	YG214				22001821
	YG401				22001301
DNMG 150612 - SM	YG211	1.2	0.1 ~ 0.25	0.5 ~ 4	22001420
	YG213				22001415
	YG214				22001822
	YG401				22001302
DNMG 150408 - SR	YG401	0.8	0.1 ~ 0.4	0.5 ~ 4	22001298
DNMG 150412 - SR	YG401	1.2	0.1 ~ 0.4	0.5 ~ 4	22001297
DNMG 150608 - SR	YG401	0.8	0.1 ~ 0.4	0.5 ~ 4	22001280
DNMG 150612 - SR	YG401	1.2	0.1 ~ 0.25	0.5 ~ 4	22001299
DNMG 150404 - PSF	YT100	0.4	0.07 ~ 0.3	0.4 ~ 3	22002533
DNMG 150408 - PSF	YT100	0.8	0.1 ~ 0.3	0.6 ~ 3	22002534
DNMM 150612 - UH	YG3020	1.2	0.3 ~ 0.5	2 ~ 7	22002327
	YG3030				22002328
DNMM 150612 - UT	YG3020	1.2	0.3 ~ 0.5	2 ~ 7	22002329
	YG3030				22002330

Inserti di tornitura negativi DNUX 55°



Series	L	IC	S
DNUX 1504	15	12.7	4.76
DNUX 1506	15	12.7	6.35

- Tabella velocità di taglio pag. 204
- Tabella generica materiali da lavorare pag. 206
- Tabella specifica materiali da pag. 207
- Conversione geometrie e gradi pag. 223

■ Codici ad esaurimento scorte

Descrizione	Grado	RE	Fn (mm/giro)	Ap (mm)	Codice
DNUX 150404 L	YG3010	0.4	0.1 ~ 0.35	0.7 ~ 4	22001874
	YG3115				22002613
	YG3020				22001872
	YG3030				22001875
DNUX 150408 L	YG3010	0.8	0.1 ~ 0.35	1 ~ 4	22001876
	YG3115				22002615
	YG3020				22001877
	YG3030				22001878
DNUX 150604 L	YG3010	0.4	0.1 ~ 0.35	0.7 ~ 4	22001873
	YG3115				22002617
	YG3020				22001869
	YG3030				22001870
DNUX 150608 L	YG3010	0.8	0.1 ~ 0.35	1 ~ 4	22001879
	YG3115				22002619
	YG3020				22001871
	YG3030				22001880
DNUX 150404 R	YG3010	0.4	0.10 ~ 0.35	0.7 ~ 4.0	22001628
	YG3115				22002614
	YG3020				22001555
	YG3030				22001629
DNUX 150408 R	YG3010	0.8	0.10 ~ 0.35	1.0 ~ 4.0	22001630
	YG3115				22002616
	YG3020				22001631
	YG3030				22001632
DNUX 150604 R	YG3010	0.4	0.10 ~ 0.35	0.7 ~ 4.0	22001625
	YG3115				22002618
	YG3020				22001322
	YG3030				22001323
	YG213				22001327
	YG214				22001321
DNUX 150608 R	YG401	0.8	0.10 ~ 0.35	1.0 ~ 4.0	22002052
	YG3010				22001633
	YG3115				22002620
	YG3020				22001546
	YG3030				22001634
	YG211				22001948
	YG213				22001547
YG401	22001574				

TORNITURA

TRONCATURA

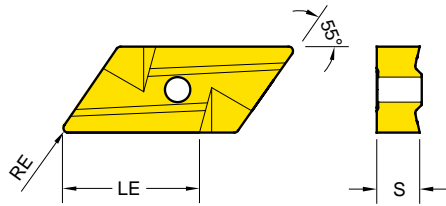
BARENATURA

FRESATURA

FORATURA

INFORMAZIONI TECNICHE

Inserti di tornitura negativi KNUX 55°



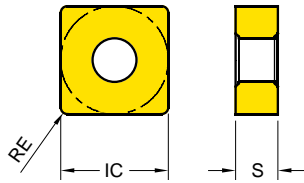
Series	S	LE
KNUX 1604	4.76	15

- Tabella velocità di taglio pag. 204
- Tabella generica materiali da lavorare pag. 206
- Tabella specifica materiali da pag. 207
- Conversione geometrie e gradi pag. 223

■ Codici ad esaurimento scorte

Descrizione	Grado	RE	Fn (mm/giro)	Ap (mm)	Codice
KNUX 160405 L	YG3010	0.5	0.1 ~ 0.4	0.5 ~ 6	22000249
	YG3115				22002621
	YG3020				22000250
	YG3030				22000251
	YG801				22000079
KNUX 160410 L	YG3010	1	0.3 ~ 0.6	1 ~ 6	22001785
	YG3115				22002622
	YG3020				22001786
	YG3030				22001315
KNUX 160405 R	YG3010	0.5	0.1 ~ 0.4	0.5 ~ 6	22000252
	YG3115				22002408
	YG3020				22000253
	YG3030				22000254
	YG801				22000080
KNUX 160410 R	YG3010	1	0.3 ~ 0.6	1 ~ 6	22001358
	YG3115				22002623
	YG3020				22001155
	YG3030				22001156

Inserti di tornitura negativi SNMA / SNMG / SNMM 90°



Series	IC	S
SNM* 0903	9.53	3.18
SNM* 1204	12.7	4.76
SNM* 1506	15.88	6.35
SNM* 1906	19.05	6.35

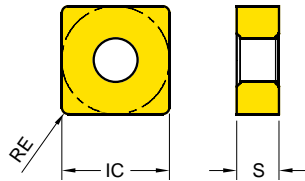
- Tabella velocità di taglio pag. 204
- Tabella generica materiali da lavorare pag. 206
- Tabella specifica materiali da pag. 207
- Conversione geometrie e gradi pag. 223

■ Codici ad esaurimento scorte

Descrizione	Grado	RE	Fn (mm/giro)	Ap (mm)	Codice
SNMA 120408	YG1010	0.8	0.15 ~ 0.5	1 ~ 5	22000767
	YG1001				22000027
	YG3010				22001166
SNMA 120412	YG1010	1.2	0.15 ~ 0.5	1.5 ~ 5	22000768
	YG1001				22000028
	YG3010				22001133
SNMA 120416	YG1010	1.6	0.15 ~ 0.7	1 ~ 6	22002023
SNMA 150612	YG1010	1.2	0.15 ~ 0.5	1.5 ~ 5	22001423
	YG1001				22000729
	YG3010				22001150
SNMA 190616	YG1010	1.6	0.15 ~ 1	3 ~ 10	22001344
	YG1001				22001184
	YG3010				22001261
SNMG 090308 - UF	YG3115	0.8	0.05~0.20	1.0~2.0	22002630
	YG3020				22000999
SNMG 120404 - UF	YG3010	0.4	0.05 ~ 0.25	0.5 ~ 1.5	22001458
	YG3115				22002631
	YG3020				22001459
	YG3030				22001454
	YG801				22000029
SNMG 120408 - UF	YG3010	0.8	0.05 ~ 0.25	1 ~ 2.5	22001430
	YG3015				22001465
	YG3115				22002633
	YG3020				22001433
SNMG 120404 - UL	YG3010	0.4	0.1 ~ 0.3	0.5 ~ 3	22001167
	YG3115				22002632
	YG3020				22000747
	YG3030				22001194
SNMG 120408 - UL	YG3010	0.8	0.1 ~ 0.3	1 ~ 3	22000389
	YG3115				22002634
	YG3020				22000390
SNMG 120408 - UM	YG3030	0.8	0.15 ~ 0.3	1 ~ 3	22000391
	YG1001				22000983
	YG3010				22000739
	YG3115				22002635
SNMG 120408 - UG	YG3020	0.8	0.2 ~ 0.4	1 ~ 3	22000784
	YG3030				22000740
	YG1010				22001610
	YG1001				22001190
	YG3010				22000141
SNMG 120408 - UG	YG3115	0.8	0.2 ~ 0.4	1 ~ 3	22002361
	YG3020				22000142
	YG3030				22000143
	YG801				22000030

Inserti di tornitura negativi SNMG / SNMG / SNMM 90°

Series	IC	S
SNM* 1204	12.7	4.76



- Tabella velocità di taglio pag. 204
- Tabella generica materiali da lavorare pag. 206
- Tabella specifica materiali da pag. 207
- Conversione geometrie e gradi pag. 223

■ Codici ad esaurimento scorte

Descrizione	Grado	RE	Fn (mm/giro)	Ap (mm)	Codice
SNMG 120412 - UG	YG1010	1.2	0.2 ~ 0.4	1.5 ~ 3	22001640
	YG1001				22001164
	YG3010				22000258
	YG3115				22002411
	YG3020				22000259
	YG3030				22000260
SNMG 120416 - UG	YG1010	1.6	0.2 ~ 0.4	2 ~ 3	22001646
	YG1001				22001165
	YG3010				22000744
	YG3015				22000789
	YG3115				22002638
	YG3020				22001169
SNMG 120408 - UC	YG1010	0.8	0.2 ~ 0.4	1 ~ 4	22001488
	YG1001				22000073
	YG3010				22000125
	YG3115				22002405
	YG3020				22000106
	YG3030				22000126
SNMG 120412 - UC	YG1010	1.2	0.2 ~ 0.4	1.5 ~ 4	22000900
	YG1001				22000074
	YG3010				22000127
	YG3115				22002429
	YG3020				22000107
	YG3030				22000128
SNMG 120408 - UR	YG1010	0.8	0.3 ~ 0.5	1 ~ 5	22001623
	YG1001				22001163
	YG3010				22000392
	YG3115				22002401
	YG3020				22000393
	YG3030				22000394
SNMG 120412 - UR	YG1010	1.2	0.3 ~ 0.5	1.5 ~ 5	22001624
	YG1001				22001052
	YG3010				22000261
	YG3115				22002585
	YG3020				22000262
	YG3030				22000263
SNMG 120416 - UR	YG801	1.6	0.3 ~ 0.5	2 ~ 5	22000031
	YG1010				22001837
	YG1001				22000988
	YG3010				22000974
	YG3015				22000975
	YG3115				22002639
YG3020	22000971				
YG3030	22000977				

TORNITURA

TRONCATURA

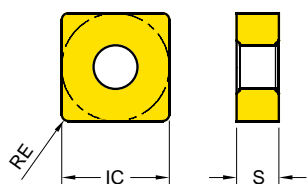
BARENATURA

FRESATURA

FORATURA

INFORMAZIONI TECNICHE

Inserti di tornitura negativi SNMG / SNMG / SNMM 90°



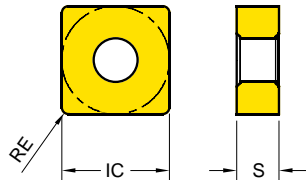
Series	IC	S
SNM* 1204	12.7	4.76
SNM* 1906	19.05	6.35
SNM* 2509	25.4	9.53

- Tabella velocità di taglio pag. 204
- Tabella generica materiali da lavorare pag. 206
- Tabella specifica materiali da pag. 207
- Conversione geometrie e gradi pag. 223

■ Codici ad esaurimento scorte

Descrizione	Grado	RE	Fn (mm/giro)	Ap (mm)	Codice
SNMG 190612 - UR	YG3010	1.2	0.3 ~ 0.8	3 ~ 9	22002027
	YG3015				22001006
	YG3115				22002640
	YG3020				22001018
	YG3030				22001026
SNMG 190616 - UR	YG1010	1.6	0.3 ~ 0.8	3 ~ 9	22001838
	YG1001				22001256
	YG3010				22001257
	YG3115				22002641
	YG3020				22001583
SNMG 250924 - UR	YG3015	2.4	0.4 ~ 1	5 ~ 12	22001543
	YG3020				22001370
	YG3030				22001366
SNMG 120404 - MF	YG211	0.4	0.07 ~ 0.3	0.2 ~ 1.5	22000978
	YG213				22000979
	YG214				22000981
	YG401				22002276
SNMG 120408 - MF	YG3030	0.8	0.07 ~ 0.3	0.2 ~ 1.5	22000818
	YG2025				22002459
	YG211				22000653
	YG213				22000654
	YG214				22000817
SNMG 120412 - MF	YG401	1.2	0.07 ~ 0.3	0.2 ~ 1.5	22002277
	YG3030				22000821
	YG2025				22002460
	YG211				22000655
	YG213				22000656
SNMG 120408 - MM	YG214	0.8	0.2 ~ 0.35	1 ~ 3.5	22000820
	YG401				22002278
	YG211				22000555
	YG213				22000556
SNMG 120412 - MM	YG214	1.2	0.2 ~ 0.35	1.5 ~ 3.5	22001014
	YG401				22002295
	YG211				22000565
	YG213				22000566
SNMG 120404 - MG	YG214	0.8	0.2 ~ 0.4	1 ~ 4	22001789
	YG401				22002296
	YG211				22000565
	YG213				22000566
SNMG 120408 - MG	YG214	1.2	0.2 ~ 0.4	1.5 ~ 4	22001789
	YG401				22002296
	YG211				22000565
	YG213				22000566
SNMG 120412 - MG	YG214	0.8	0.2 ~ 0.4	1 ~ 4	22001805
	YG401				22001806
	YG211				22001804
	YG213				22001805
SNMG 120412 - MG	YG214	1.2	0.2 ~ 0.4	1.5 ~ 4	22001695
	YG401				22001695
	YG211				22001695
	YG213				22001695

Inserti di tornitura negativi SNMA / SNMG / SNMM 90°



Series	IC	S	Series	IC	S
SNM* 0903	9.53	3.18	SNM* 1906	19.05	6.35
SNM* 1204	12.7	4.76	SNM* 2509	25.4	9.53
SNM* 1506	15.88	6.35			

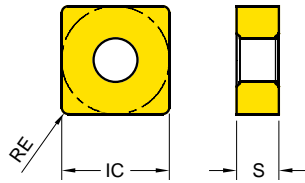
- Tabella velocità di taglio pag. 204
- Tabella generica materiali da lavorare pag. 206
- Tabella specifica materiali da pag. 207
- Conversione geometrie e gradi pag. 223

■ Codici ad esaurimento scorte

Descrizione	Grado	RE	Fn (mm/giro)	Ap (mm)	Codice
SNMG 120408 - MR	YG3030	0.8	0.3 ~ 0.55	2 ~ 5.5	22001059
	YG2025				22002495
	YG211				22000657
	YG213				22000658
	YG214				22000819
SNMG 120412 - MR	YG3030	1.2	0.3 ~ 0.55	2 ~ 5.5	22000823
	YG2025				22002496
	YG211				22000659
	YG213				22000660
	YG214				22000822
SNMG 120416 - MR	YG2025	1.6	0.3 ~ 0.55	2 ~ 5.5	22002497
SNMG 120412 - KR	YG1010	1.2	0.3 ~ 0.6	1.5 ~ 5	22001064
	YG1001				22001063
	YG3010				22001065
	YG3115				22002636
	YG1010				22001208
SNMG 120416 - KR	YG1001	1.6	0.3 ~ 0.6	2 ~ 5	22000730
	YG3010				22000950
	YG3015				22000965
	YG3115				22002637
	YG211				22002434
SNMG 090304 - SM	YG401	0.4	0.08 ~ 0.2	0.5 ~ 3	22002435
	YG211				22001801
SNMG 120408 - SM	YG213	0.8	0.1 ~ 0.25	0.5 ~ 4	22001802
	YG214				22001803
	YG401				22001696
	YG401				22001305
SNMG 120412 - SR	YG401	1.2	0.1 ~ 0.4	0.5 ~ 4	22001304
SNMM 150612 - UH	YG3020	1.2	0.35 ~ 0.7	2 ~ 5.5	22002331
	YG3030				22002332
SNMM 190612 - UH	YG1010	1.2	0.35 ~ 0.7	1.5 ~ 9	22002123
	YG3010				22002124
	YG3020				22002125
	YG3030				22002126
SNMM 190616 - UH	YG1010	1.6	0.35 ~ 0.7	2 ~ 9	22002127
	YG3010				22002128
	YG3020				22002129
	YG3030				22002130
SNMM 190624 - UH	YG1010	2.4	0.35 ~ 0.7	3 ~ 9	22002131
	YG3010				22002132
	YG3020				22002133
	YG3030				22002134
SNMM 250924 - UH	YG1010	2.4	0.4 ~ 0.8	3 ~ 10	22002135
	YG3010				22002136
	YG3020				22002137
	YG3030				22002138
SNMM 150612 - UT	YG3020	1.2	0.45 ~ 0.7	2 ~ 6	22002333
	YG3030				22002334

► SEGUE

Inserti di tornitura negativi SNMA / SNMG / SNMM 90°



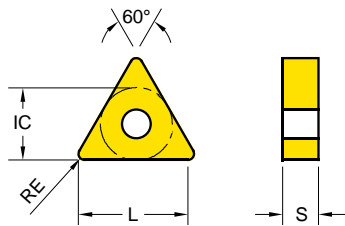
Series	IC	S
SNM* 1906	19.05	6.35
SNM* 2507	25.4	7.94
SNM* 2509	25.4	9.53

- Tabella velocità di taglio pag. 204
- Tabella generica materiali da lavorare pag. 206
- Tabella specifica materiali da pag. 207
- Conversione geometrie e gradi pag. 223

■ Codici ad esaurimento scorte

Descrizione	Grado	RE	Fn (mm/giro)	Ap (mm)	Codice
SNMM 190612 - UT	YG1010	1.2	0.5 ~ 1	3 ~ 12	22002153
	YG3010				22002154
	YG3020				22002155
	YG3030				22002156
SNMM 190616 - UT	YG1010	1.6	0.5 ~ 1	4 ~ 12	22002157
	YG3010				22002158
	YG3020				22002159
	YG3030				22002160
SNMM 190624 - UT	YG1010	2.4	0.5 ~ 1	6 ~ 12	22002161
	YG3010				22002018
	YG3020				22002162
	YG3030				22002163
SNMM 250724 - UT	YG3010	2.4	0.55 ~ 1.2	6 ~ 13	22001255
	YG3020				22000841
	YG3030				22000842
SNMM 250924 - UT	YG1010	2.4	0.55 ~ 1.2	6 ~ 13	22002164
	YG3010				22001626
	YG3020				22001627
	YG3030				22001213

Inserti di tornitura negativi TNGG / TNMA / TNMG 60°



Series	L	IC	S
TNM* 1604	15.7	9.53	4.76
TNM* 2204	22	12.7	4.76

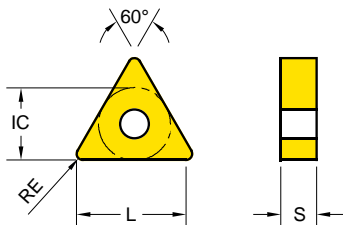
- Tabella velocità di taglio pag. 204
- Tabella generica materiali da lavorare pag. 206
- Tabella specifica materiali da pag. 207
- Conversione geometrie e gradi pag. 223

■ Codici ad esaurimento scorte

Descrizione	Grado	RE	Fn (mm/giro)	Ap (mm)	Codice
TNMA 160404	YG1010	0.4	0.15 ~ 0.50	0.5 ~ 5	22001582
	YG1001				22001446
	YG3010				22001448
TNMA 160408	YG1010	0.8	0.15 ~ 0.5	1 ~ 5	22001486
	YG1001				22000035
	YG3010				22001191
TNMA 160412	YG1010	1.2	0.15 ~ 0.5	1.5 ~ 5	22001485
	YG1001				22000036
	YG3010				22001192
TNMG 160404 - UF	YG3010	0.4	0.05 ~ 0.25	0.5 ~ 2.5	22000270
	YG3115				22002363
	YG3020				22000271
	YG3030				22000272
	YG801				22000039
TNMG 160408 - UF	YG3010	0.8	0.05 ~ 0.25	1 ~ 2.5	22000276
	YG3115				22002217
	YG3020				22000277
	YG3030				22000278
TNMG 160412 - UF	YG3010	1.2	0.05 ~ 0.25	1.5 ~ 2.5	22000721
	YG3115				22002645
	YG3020				22000588
	YG3030				22001197
TNMG 220404 - UF	YG3010	0.4	0.1 ~ 0.35	0.5 ~ 4	22000407
	YG3115				22002409
	YG3020				22001203
	YG3030				22001205
	YG801				22000042
TNMG 160404 - UL	YG3010	0.4	0.1 ~ 0.3	0.5 ~ 3	22001605
	YG3115				22002643
	YG3020				22001606
	YG3030				22001607
TNMG 160408 - UL	YG3010	0.8	0.1 ~ 0.3	1 ~ 3	22000279
	YG3015				22000752
	YG3115				22002374
	YG3020				22000280
	YG3030				22000281
TNMG 160412 - UL	YG3010	1.2	0.1 ~ 0.3	1.5 ~ 3	22000884
	YG3015				22000868
	YG3115				22002586
	YG3020				22000621
TNMG 160404 - UM	YG3030	0.4	0.15 ~ 0.3	0.5 ~ 3	22001198
	YG1010				22001669
	YG1001				22000949
	YG3010				22000948
	YG3015				22000844
	YG3115				22002644
	YG3020				22000952
	YG3030				22000954

► SEGUE

Inserti di tornitura negativi TNGG / TNMA / TNMG 60°



Series	L	IC	S
TNM* 1604	15.7	9.53	4.76
TNM* 2204	22	12.7	4.76

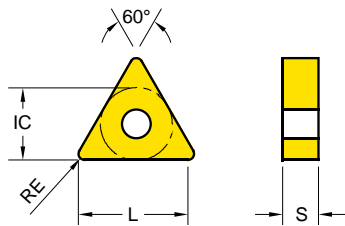
- Tabella velocità di taglio pag. 204
- Tabella generica materiali da lavorare pag. 206
- Tabella specifica materiali da pag. 207
- Conversione geometrie e gradi pag. 223

■ Codici ad esaurimento scorte

Descrizione	Grado	RE	Fn (mm/giro)	Ap (mm)	Codice
TNMG 160408 - UM	YG1010	0.8	0.15 ~ 0.3	1.5 ~ 3	22001141
	YG1001				22001053
	YG3010				22000282
	YG3015				22000758
	YG3115				22002195
	YG3020				22000283
TNMG 160412 - UM	YG1010	1.2	0.15 ~ 0.3	1.5 ~ 3	22001143
	YG1001				22000596
	YG3010				22000597
	YG3015				22000760
	YG3115				22002587
	YG3020				22000586
TNMG 160404 - UG	YG1010	0.4	0.2 ~ 0.4	0.5 ~ 3	22001620
	YG1001				22000458
	YG3010				22000273
	YG3115				22002171
	YG3020				22000274
	YG3030				22000275
TNMG 160408 - UG	YG1010	0.8	0.2 ~ 0.4	1 ~ 3	22001140
	YG1001				22000459
	YG3010				22000144
	YG3015				22000757
	YG3115				22002182
	YG3020				22000145
TNMG 160412 - UG	YG1010	1.2	0.2 ~ 0.4	1.5 ~ 3	22001142
	YG1001				22000605
	YG3010				22000606
	YG3015				22000759
	YG3115				22002200
	YG3020				22000587
TNMG 220408 - UG	YG1010	0.8	0.25 ~ 0.6	1 ~ 6	22001641
	YG1001				22001061
	YG3010				22000285
	YG3115				22002394
	YG3020				22000286
	YG3030				22000287
TNMG 220412 - UG	YG1010	1.2	0.25 ~ 0.60	1.5 ~ 6.0	22001642
	YG1001				22001526
	YG3010				22001527
	YG3115				22002694
	YG3020				22001528
	YG3030				22001529

► SEGUE

Inserti di tornitura negativi TNMG / TNMA / TNMG 60°



Series	L	IC	S
TNM* 1604	15.7	9.53	4.76
TNM* 2204	22	12.7	4.76

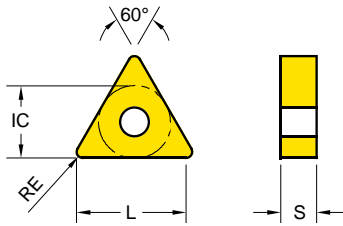
- Tabella velocità di taglio pag. 204
- Tabella generica materiali da lavorare pag. 206
- Tabella specifica materiali da pag. 207
- Conversione geometrie e gradi pag. 223

■ Codici ad esaurimento scorte

Descrizione	Grado	RE	Fn (mm/giro)	Ap (mm)	Codice
TNMG 220416 - UG	YG1010	1.6	0.25 ~ 0.6	2 ~ 6	22001647
	YG1001				22001209
	YG3010				22000851
	YG3015				22000863
	YG3115				22002695
	YG3020				22000852
TNMG 160404 - UC	YG1010	0.4	0.2 ~ 0.4	0.5 ~ 4	22001316
	YG1001				22000399
	YG3010				22000400
	YG3115				22002423
	YG3020				22000401
	YG3030				22000402
TNMG 160408 - UC	YG1010	0.8	0.2 ~ 0.4	1 ~ 4	22000901
	YG1001				22000075
	YG3010				22000129
	YG3115				22002382
	YG3020				22000108
	YG3030				22000130
TNMG 160412 - UC	YG1010	1.2	0.2 ~ 0.4	1.5 ~ 4	22000902
	YG1001				22000076
	YG3010				22000131
	YG3115				22002413
	YG3020				22000109
	YG3030				22000132
TNMG 220416 - UC	YG3020	1.6	0.2 ~ 0.4	2 ~ 4	22001507
TNMG 160408 - UR	YG1010	0.8	0.3 ~ 0.5	1 ~ 5	22000880
	YG1001				22000680
	YG3010				22000669
	YG3115				22002395
	YG3020				22000670
	YG3030				22001054
TNMG 160412 - UR	YG1010	1.2	0.3 ~ 0.5	1.5 ~ 5	22001657
	YG1001				22000602
	YG3010				22000404
	YG3015				22000888
	YG3115				22002406
	YG3020				22000405
	YG3030				22000406
YG801	22000038				
TNMG 220412 - UR	YG1010	1.2	0.3 ~ 0.65	1.5 ~ 7	22001639
	YG1001				22000408
	YG3010				22000409
	YG3115				22002403
	YG3020				22000410
	YG3030				22000411
	YG801				22000041

► SEGUE

Inserti di tornitura negativi TNGG / TNMA / TNMG 60°



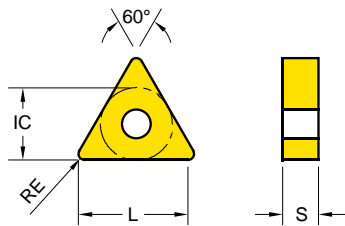
Series	L	IC	S
TNM*1604	15.7	9.53	4.76
TNM*2204	21	12.7	4.76

- Tabella velocità di taglio pag. 204
- Tabella generica materiali da lavorare pag. 206
- Tabella specifica materiali da pag. 207
- Conversione geometrie e gradi pag. 223

■ Codici ad esaurimento scorte

Descrizione	Grado	RE	Fn (mm/giro)	Ap (mm)	Codice
TNMG 220416 - UR	YG1010	1.6	0.3 ~ 0.65	2 ~ 7	22001658
	YG1001				22000460
	YG3010				22000461
	YG3115				22002696
	YG3020				22000696
TNMG 160404 - MF	YG3030	0.4	0.07 ~ 0.3	0.2 ~ 1.5	22000711
	YG211				22000824
	YG213				22000775
	YG214				22001457
TNMG 160408 - MF	YG401	0.8	0.07 ~ 0.03	0.2 ~ 1.5	22001343
	YG3020				22000963
	YG2025				22002458
	YG211				22000589
	YG213				22000776
TNMG 160404 - MM	YG214	0.4	0.2 ~ 0.35	0.5 ~ 3.5	22000825
	YG401				22001285
	YG211				22000567
	YG213				22000568
TNMG 160408 - MM	YG214	0.8	0.2 ~ 0.35	1 ~ 3.5	22001790
	YG401				22002297
	YG211				22000569
	YG213				22000570
TNMG 160412 - MM	YG214	1.2	0.2 ~ 0.35	1.5 ~ 3.5	22000913
	YG401				22001281
	YG211				22000611
	YG213				22000603
TNMG 160404 - MG	YG214	0.4	0.20 ~ 0.40	0.5 ~ 4	22001791
	YG401				22001288
	YG211				22002472
	YG213				22001455
TNMG 160408 - MG	YG214	0.8	0.20 ~ 0.40	1 ~ 4	22001456
	YG401				22001219
	YG211				22001568
	YG213				22001569
TNMG 160412 - MG	YG214	1.2	0.20 ~ 0.5	2 ~ 4	22001713
	YG401				22001660
	YG211				22002473
	YG213				22001568
TNMG 160412 - MG	YG214	1.2	0.20 ~ 0.5	2 ~ 4	22001713
	YG401				22001660
	YG211				22002474
	YG213				22002104
TNMG 160412 - MG	YG214	1.2	0.20 ~ 0.5	2 ~ 4	22002105
	YG401				22002103
	YG211				22002104
	YG213				22002105
TNMG 160412 - MG	YG214	1.2	0.20 ~ 0.5	2 ~ 4	22002103
	YG401				22002054
	YG211				22002104
	YG213				22002105

Inserti di tornitura negativi TNGG / TNMA / TNMG 60°



Series	L	IC	S
TN**1604	15.7	9.53	4.76

- Tabella velocità di taglio pag. 204
- Tabella generica materiali da lavorare pag. 206
- Tabella specifica materiali da pag. 207
- Conversione geometrie e gradi pag. 223

■ Codici ad esaurimento scorte

Descrizione	Grado	RE	Fn (mm/giro)	Ap (mm)	Codice
TNMG 160408 - MR	YG3030	0.8	0.3 ~ 0.55	2 ~ 5.5	22000727
	YG2025				22002493
	YG211				22000826
	YG213				22000985
	YG214				22000726
TNMG 160412 - MR	YG3030	1.2	0.3 ~ 0.55	2 ~ 5.5	22001062
	YG2025				22002494
	YG211				22000995
	YG213				22000827
	YG214				22000828
TNMG 160408 - SF	YG401	0.8	0.1 ~ 0.25	0.5 ~ 3	22001427
TNMG 160408 - SM	YG211	0.8	0.10 ~ 0.25	0.5 ~ 4	22001575
	YG213				22001576
	YG214				22001577
	YG401				22001228
	YG211				22001635
TNMG 160412 - SM	YG213	1.2	0.10 ~ 0.25	0.5 ~ 4	22001636
	YG214				22001858
	YG401				22001508
	YG401				22001307
TNMG 160412 - SR	YG401	1.2	0.1 ~ 0.4	0.5 ~ 4	22001306
TNMG 160404 - PSF	YT100	0.4	0.07 ~ 0.30	0.4 ~ 2.5	22002535
TNMG 160408 - PSF	YT100	0.8	0.10 ~ 0.30	0.6 ~ 2.5	22002536
TNGG 160402L - C	YT100	0.2	0.10 ~ 0.30	0.8 ~ 3.5	22002524
TNGG 160404L - C	YT100	0.4	0.12 ~ 0.30	1.0 ~ 3.5	22002526
TNGG 160408L - C	YT100	0.8	0.05 ~ 0.35	1.0 ~ 3.5	22002528
TNGG 160402R - C	YT100	0.2	0.10 ~ 0.30	0.8 ~ 3.5	22002525
TNGG 160404R - C	YT100	0.4	0.12 ~ 0.30	1.0 ~ 3.5	22002527
TNGG 160408R - C	YT100	0.8	0.05 ~ 0.35	1.0 ~ 3.5	22002529

TORNITURA

TRONCATURA

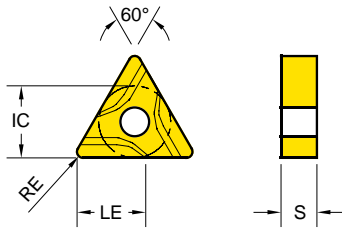
BARENATURA

FRESATURA

FORATURA

INFORMAZIONI TECNICHE

Inserti di tornitura negativi TNUX 60°



Series	IC	S	LE
TNUX 1604	9.53	4.76	9.4

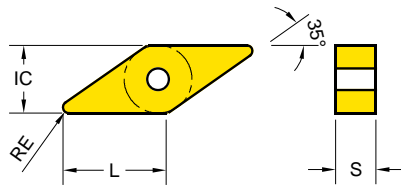
- Tabella velocità di taglio pag. 204
- Tabella generica materiali da lavorare pag. 206
- Tabella specifica materiali da pag. 207
- Conversione geometrie e gradi pag. 223

■ Codici ad esaurimento scorte

Descrizione	Grado	RE	Fn (mm/giro)	Ap (mm)	Codice
TNUX 160404 L	YG3010	0.4	0.1 ~ 0.3	0.5 ~ 4	22000412
	YG3115				22002425
	YG3020				22000413
	YG3030				22001264
	YG801				22000043
TNUX 160408 L	YG3010	0.8	0.1 ~ 0.4	1 ~ 5	22000414
	YG3115				22002198
	YG3020				22000415
	YG3030				22000675
	YG801				22000045
TNUX 160404 R	YG3010	0.4	0.1 ~ 0.3	0.5 ~ 4	22000288
	YG3115				22002390
	YG3020				22000289
	YG3030				22000290
	YG801				22000044
TNUX 160408 R	YG3010	0.8	0.1 ~ 0.4	1 ~ 5	22000291
	YG3115				22002354
	YG3020				22000292
	YG3030				22000293
	YG801				22000046

Inserti di tornitura negativi VNMA / VNMG 35°

Series	L	IC	S
VNM* 1604	15.8	9.53	4.76



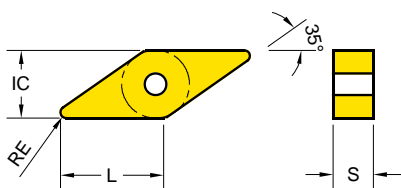
- Tabella velocità di taglio pag. 204
- Tabella generica materiali da lavorare pag. 206
- Tabella specifica materiali da pag. 207
- Conversione geometrie e gradi pag. 223

■ Codici ad esaurimento scorte

Descrizione	Grado	RE	Fn (mm/giro)	Ap (mm)	Codice
VNMA 160408	YG1010	0.8	0.15 ~ 0.4	1 ~ 5	22001573
	YG1001				22000162
	YG3010				22001275
VNMG 160404 - UF	YG3010	0.4	0.05 ~ 0.25	0.5 ~ 2.5	22000306
	YG3115				22002205
	YG3020				22000307
	YG3030				22000308
	YG801				22000049
VNMG 160408 - UF	YG3010	0.8	0.05 ~ 0.25	1 ~ 2.5	22000309
	YG3115				22002207
	YG3020				22000310
	YG3030				22000311
VNMG 160404 - UL	YG3010	0.4	0.1 ~ 0.3	0.5 ~ 3	22000886
	YG3115				22002412
	YG3020				22000912
	YG3030				22000723
VNMG 160408 - UL	YG3010	0.8	0.1 ~ 0.3	1 ~ 3	22000428
	YG3015				22000790
	YG3115				22002202
	YG3020				22000429
	YG3030				22000853
VNMG 160412 - UL	YG3115	1.2	0.1 ~ 0.3	1.5 ~ 3	22002431
VNMG 160408 - UM	YG1001	0.8	0.15 ~ 0.30	1 ~ 3	22001357
	YG3010				22001359
	YG3115				22002424
	YG3020				22001361
	YG3030				22001362
VNMG 160412 - UM	YG1001	1.2	0.15 ~ 0.3	1.5 ~ 3	22001230
	YG3010				22000736
	YG3015				22000870
	YG3115				22002701
	YG3020				22000737
	YG3030				22001214
VNMG 160404 - UG	YG1010	0.4	0.2 ~ 0.4	0.5 ~ 3	22001648
	YG1001				22001331
	YG3010				22000993
	YG3115				22002420
	YG3020				22000940
	YG3030				22000994
VNMG 160408 - UG	YG1010	0.8	0.2 ~ 0.4	1 ~ 3	22001000
	YG1001				22000462
	YG3010				22000312
	YG3115				22002176
	YG3020				22000313
	YG3030				22000314
	YG801				22000050

► SEGUE

Inserti di tornitura negativi VNMA / VNMG 35°



Series	L	IC	S
VNM* 12T3	12.4	7.15	3.97
VNM* 1604	15.8	9.53	4.76

- Tabella velocità di taglio pag. 204
- Tabella generica materiali da lavorare pag. 206
- Tabella specifica materiali da pag. 207
- Conversione geometrie e gradi pag. 223

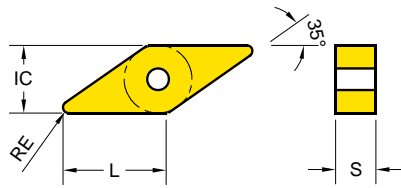
■ Codici ad esaurimento scorte

Descrizione	Grado	RE	Fn (mm/giro)	Ap (mm)	Codice
VNMG 160412 - UG	YG1010	1.2	0.2 ~ 0.4	1.5 ~ 3	22001659
	YG1001				22001345
	YG3010				22000931
	YG3115				22002407
	YG3020				22000927
	YG3030				22000917
VNMG 160404 - UC	YG1010	0.4	0.2 ~ 0.4	0.5 ~ 3.5	22001612
	YG1001				22000885
	YG3010				22000423
	YG3115				22002366
	YG3020				22001276
	YG3030				22001277
VNMG 160408 - UC	YG1010	0.8	0.2 ~ 0.4	1 ~ 3.5	22000980
	YG1001				22000094
	YG3010				22000424
	YG3115				22002210
	YG3020				22000425
	YG3030				22000426
VNMG 160412 - UC	YG1010	1.2	0.2 ~ 0.4	1.5 ~ 3.5	22001587
	YG1001				22001381
	YG3010				22001392
	YG3115				22002700
	YG3020				22001382
	YG3030				22001384
VNMG 160412 - UR	YG1010	1.2	0.3 ~ 0.5	1.5 ~ 5	22001638
	YG1001				22001231
	YG3010				22000430
	YG3015				22000871
	YG3115				22002380
	YG3020				22000431
	YG3030				22000432
	YG801				22000051
VNMG 12T304 - MF	YG3020	0.4	0.07 ~ 0.3	0.2 ~ 1.5	22000969
	YG211				22000590
VNMG 160404 - MF	YG211	0.4	0.07 ~ 0.3	0.2 ~ 1.5	22000782
	YG213				22001019
	YG214				22002267
	YG401				22002019
VNMG 160408 - MF	YG3010	0.8	0.07 ~ 0.3	0.2 ~ 1.5	22001396
	YG3030				22000830
	YG2025				22002464
	YG211				22000829
	YG213				22000947
	YG214				22002283
	YG401				22002099
VNMG 160404 - MM	YG211	0.4	0.2 ~ 0.35	0.5 ~ 3.5	22000661
	YG213				22000662
	YG214				22001792
	YG401				22002298

► SEGUE

Inserti di tornitura negativi VNMA / VNMG 35°

Series	L	IC	S
VNM* 1604	15.8	9.53	4.76

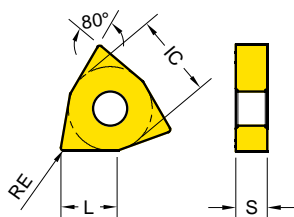


- Tabella velocità di taglio pag. 204
- Tabella generica materiali da lavorare pag. 206
- Tabella specifica materiali da pag. 207
- Conversione geometrie e gradi pag. 223

■ Codici ad esaurimento scorte

Descrizione	Grado	RE	Fn (mm/giro)	Ap (mm)	Codice
VNMG 160408 - MM	YG211	0.8	0.2 ~ 0.35	1 ~ 3.5	22000663
	YG213				22000664
	YG214				22001793
	YG401				22002299
VNMG 160404 - MG	YG2025	0.4	0.20 ~ 0.40	0.5 ~ 4.0	22002489
VNMG 160408 - MG	YG2025	0.8	0.20 ~ 0.40	1.0 ~ 4.0	22002490
VNMG 160412 - MG	YG2025	1.2	0.20 ~ 0.40	1.5 ~ 4.0	22002491
VNMG 160408 - MR	YG3030	0.8	0.3 ~ 0.55	2 ~ 5.5	22000832
	YG2025				22002500
	YG211				22001020
	YG213				22000831
	YG214				22002304
VNMG 160408 - SR	YG401	0.8	0.10 ~ 0.40	0.5 ~ 4	22001449
VNMG 160404 - PSF	YT100	0.4	0.07 ~ 0.30	0.3 ~ 2.0	22002537
VNMG 160408 - PSF	YT100	0.8	0.10 ~ 0.30	0.5 ~ 2.0	22002538

Inserti di tornitura negativi WNGG / WNMA / WNMG 80°



Series	L	IC	S
WNM* 0604	5.7	9.53	4.76
WNM* 0804	7.8	12.7	4.76

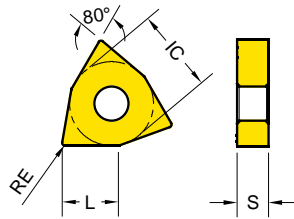
- Tabella velocità di taglio pag. 204
- Tabella generica materiali da lavorare pag. 206
- Tabella specifica materiali da pag. 207
- Conversione geometrie e gradi pag. 223

■ Codici ad esaurimento scorte

Descrizione	Grado	RE	Fn (mm/giro)	Ap (mm)	Codice
WNMA 080404	YG1010	0.4	0.15 ~ 0.5	0.5 ~ 5	22000903
	YG1001				22000052
	YG3010				22001262
WNMA 080408	YG1010	0.8	0.15 ~ 0.5	1 ~ 5	22000904
	YG1001				22000053
	YG3010				22000433
WNMA 080412	YG1010	1.2	0.15 ~ 0.5	1.5 ~ 5	22000905
	YG1001				22000054
	YG3010				22000434
WNMG 060404 - UF	YG3010	0.4	0.05 ~ 0.2	0.5 ~ 2	22000435
	YG3115				22002415
	YG3020				22000436
	YG3030				22000437
	YG801				22000058
WNMG 080404 - UF	YG3010	0.4	0.05 ~ 0.25	0.5 ~ 2	22000315
	YG3115				22002389
	YG3020				22000316
	YG3030				22000317
	YG801				22000055
WNMG 080408 - UF	YG3010	0.8	0.05 ~ 0.25	1 ~ 2.5	22000321
	YG3115				22002173
	YG3020				22000322
	YG3030				22000323
WNMG 080412 - UF	YG3010	1.2	0.05 ~ 0.25	1.5 ~ 2.5	22001424
	YG3115				22002708
	YG3020				22001410
WNMG 060408 - UL	YG3030	0.8	0.1 ~ 0.3	1 ~ 2.5	22001411
	YG3010				22000439
	YG3115				22002588
	YG3020				22000440
WNMG 080404 - UL	YG3030	0.4	0.1 ~ 0.3	0.5 ~ 3	22000441
	YG3010				22001431
	YG3015				22001466
	YG3115				22002703
WNMG 080408 - UL	YG3020	0.8	0.1 ~ 0.3	1 ~ 3	22001434
	YG3030				22001438
	YG3010				22000324
	YG3115				22002177
WNMG 080412 - UL	YG3020	1.2	0.1 ~ 0.3	1.5 ~ 3	22000325
	YG3030				22000326
	YG3115				22002448
	YG3020				22001435
WNMG 060404 - UM	YG1010	0.4	0.15 ~ 0.3	0.5 ~ 2.5	22002106
	YG1001				22001259
	YG3010				22000741
	YG3115				22002418
	YG3020				22000785
	YG3030				22000742

► SEGUE

Inserti di tornitura negativi WNGG / WNMA / WNMG 80°



Series	L	IC	S
WNM*0604	5.7	9.53	4.76
WNM*0804	7.8	12.7	4.76

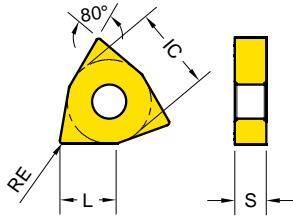
- Tabella velocità di taglio pag. 204
- Tabella generica materiali da lavorare pag. 206
- Tabella specifica materiali da pag. 207
- Conversione geometrie e gradi pag. 223

■ Codici ad esaurimento scorte

Descrizione	Grado	RE	Fn (mm/giro)	Ap (mm)	Codice
WNGG 060408 - UM	YG1010	0.8	0.15 ~ 0.3	1 ~ 2.5	22001554
	YG1001				22001260
	YG3010				22000600
	YG3115				22002402
	YG3020				22000601
WNGG 080404 - UM	YG3030	0.4	0.15 ~ 0.3	0.5 ~ 3	22001271
	YG1001				22001313
	YG3010				22000786
	YG3115				22002704
	YG3020				22000787
WNGG 080408 - UM	YG3030	0.8	0.15 ~ 0.3	1 ~ 3	22000788
	YG1001				22000470
	YG3010				22000327
	YG3015				22000761
	YG3115				22002170
WNGG 080412 - UM	YG3020	1.2	0.15 ~ 0.3	1.5 ~ 3	22000328
	YG3030				22000329
	YG1001				22001210
	YG3010				22000649
	YG3015				22000762
WNGG 080416 - UM	YG3115	1.6	0.15 ~ 0.3	2 ~ 3	22002417
	YG3020				22000598
	YG3030				22000712
	YG1001				22001234
	YG3010				22000593
WNGG 060408 - UG	YG3015	0.8	0.2 ~ 0.4	1 ~ 3	22000763
	YG3115				22002574
	YG3020				22000584
	YG3030				22000713
	YG801				22001649
	YG1010				22000697
	YG1001				22001047
WNGG 080404 - UG	YG3010	0.4	0.2 ~ 0.4	0.5 ~ 3	22001011
	YG3115				22002428
	YG3020				22000438
	YG3030				22000874
	YG1010				22000059
WNGG 080404 - UG	YG1001	0.4	0.2 ~ 0.4	0.5 ~ 3	22001580
	YG3010				22001232
	YG3115				22000318
	YG3020				22002392
	YG3030				22000319
					22000320

► SEGUE

Inserti di tornitura negativi WNGG / WNMA / WNMG 80°



Series	L	IC	S
WNM* 0604	5.7	9.53	4.76
WNM* 0804	7.8	12.7	4.76

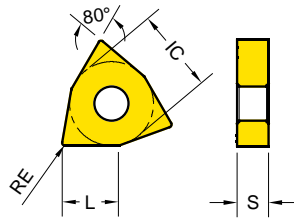
- Tabella velocità di taglio pag. 204
- Tabella generica materiali da lavorare pag. 206
- Tabella specifica materiali da pag. 207
- Conversione geometrie e gradi pag. 223

■ Codici ad esaurimento scorte

Descrizione	Grado	RE	Fn (mm/giro)	Ap (mm)	Codice
WNGG 080408 - UG	YG1010	0.8	0.2 ~ 0.4	1 ~ 3	22000908
	YG1001				22000463
	YG3010				22000147
	YG3015				22000582
	YG3115				22002194
	YG3020				22000148
	YG3030				22000149
WNGG 080412 - UG	YG1010	1.2	0.2 ~ 0.4	1.5 ~ 3	22000056
	YG1001				22000910
	YG3010				22000466
	YG3015				22000503
	YG3115				22000648
	YG3020				22002167
	YG3030				22000490
WNGG 080416 - UG	YG1010	1.6	0.2 ~ 0.4	2 ~ 4	22000941
	YG1001				22001643
	YG3010				22001233
	YG3015				22001056
	YG3115				22000764
	YG3020				22002575
	YG3030				22000583
WNGG 080408 - PWM	YG3115	0.8	0.1 ~ 0.5	0.8 ~ 3.5	22001238
WNGG 060408 - UC	YG1010	0.8	0.2 ~ 0.4	1 ~ 3	22002706
	YG1001				22001444
	YG3010				22000095
	YG3115				22000875
	YG3020				22000876
WNGG 080404 - UC	YG3030	0.4	0.2 ~ 0.4	0.5 ~ 4	22000724
	YG1010				22000906
	YG1001				22000097
	YG3010				22000133
	YG3115				22002367
WNGG 080408 - UC	YG3020	0.8	0.2 ~ 0.4	1 ~ 4	22000110
	YG3030				22000134
	YG1010				22000907
	YG1001				22000077
	YG3010				22000135
WNGG 080412 - UC	YG3015	1.2	0.2 ~ 0.4	1.5 ~ 4	22000733
	YG3115				22002186
	YG3020				22000111
	YG3030				22000136
	YG1010				22000909
WNGG 080412 - UC	YG1001	1.2	0.2 ~ 0.4	1.5 ~ 4	22000078
	YG3010				22000137
	YG3015				22000630
	YG3115				22002168
	YG3020				22000112
	YG3030				22000138

► SEGUE

Inserti di tornitura negativi WNGG / WNMA / WNMG 80°



Series	L	IC	S
WNM*0604	5.7	9.53	4.76
WNM*0804	7.8	12.7	4.76

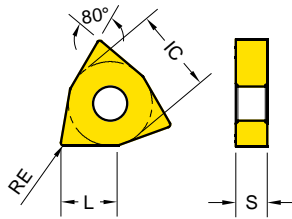
- Tabella velocità di taglio pag. 204
- Tabella generica materiali da lavorare pag. 206
- Tabella specifica materiali da pag. 207
- Conversione geometrie e gradi pag. 223

■ Codici ad esaurimento scorte

Descrizione	Grado	RE	Fn (mm/giro)	Ap (mm)	Codice
WNGG 080416 - UC	YG1010	1.6	0.2 ~ 0.4	2 ~ 4	22001187
	YG1001				22001055
	YG3010				22001235
	YG3115				22002709
	YG3020				22001236
	YG3030				22000743
WNGG 060412 - UR	YG1010	1.2	0.3 ~ 0.5	1.5 ~ 4	22001317
	YG1001				22001066
	YG3010				22001057
	YG3115				22002702
	YG3020				22001058
	YG3030				22001060
WNGG 080408 - UR	YG1010	0.8	0.3 ~ 0.5	1 ~ 5	22001613
	YG1001				22000464
	YG3010				22000465
	YG3115				22002353
	YG3020				22000471
	YG3030				22000472
WNGG 080412 - UR	YG1010	1.2	0.3 ~ 0.5	1.5 ~ 5	22001614
	YG1001				22000467
	YG3010				22000442
	YG3015				22000631
	YG3115				22002184
	YG3020				22000443
WNGG 080416 - UR	YG1010	1.6	0.3 ~ 0.5	2 ~ 5	22000444
	YG1001				22000057
	YG3010				22001637
	YG3015				22000468
	YG3115				22000469
	YG3020				22000889
WNGG 060404 - MF	YG3030	0.4	0.07 ~ 0.3	0.2 ~ 1.5	22002359
	YG2025				22000725
	YG211				22000714
	YG213				22000833
	YG214				22000996
	YG401				22002461
WNGG 060408 - MF	YG211	0.8	0.07 ~ 0.3	0.2 ~ 1.5	22001215
	YG213				22001217
	YG214				22002284
	YG401				22002279
WNGG 080408 - KR	YG211	0.8	0.3 ~ 0.6	1 ~ 5	22001216
	YG213				22001218
	YG214				22002285
	YG401				22002280
WNGG 080408 - KR	YG1010	0.8	0.3 ~ 0.6	1 ~ 5	22000932
	YG1001				22000720
	YG3010				22001038
	YG3115				22002705

► SEQUE

Inserti di tornitura negativi WNGG / WNMA / WNMG 80°



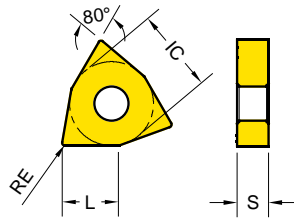
Series	L	IC	S
WNM* 0604	5.7	9.53	4.76
WNM* 0804	7.8	12.7	4.76

- Tabella velocità di taglio pag. 204
- Tabella generica materiali da lavorare pag. 206
- Tabella specifica materiali da pag. 207
- Conversione geometrie e gradi pag. 223

■ Codici ad esaurimento scorte

Descrizione	Grado	RE	Fn (mm/giro)	Ap (mm)	Codice
WNGG 080412 - KR	YG1010	1.2	0.3 ~ 0.6	1.5 ~ 5	22000933
	YG1001				22000522
	YG3010				22000542
	YG3115				22002707
WNGG 080404 - MF	YG3030	0.4	0.07 ~ 0.3	0.2 ~ 1.5	22000834
	YG2025				22002462
	YG211				22000667
	YG213				22000668
	YG214				22000970
WNGG 080408 - MF	YG401	0.8	0.07 ~ 0.3	0.2 ~ 1.5	22002281
	YG3030				22001098
	YG2025				22002463
	YG211				22000617
	YG213				22000618
WNGG 080404 - MM	YG214	0.4	0.2 ~ 0.35	0.5 ~ 3.5	22002268
	YG401				22002282
	YG211				22000571
	YG213				22000572
WNGG 080408 - MM	YG214	0.8	0.2 ~ 0.35	1 ~ 3.5	22002300
	YG401				22002301
	YG211				22000491
	YG213				22000497
WNGG 080412 - MM	YG214	1.2	0.2 ~ 0.35	1.5 ~ 3.5	22000498
	YG401				22000633
	YG211				22000612
	YG213				22000615
WNGG 060404 - MG	YG214	0.4	0.20 ~ 0.40	0.5 ~ 3.0	22001926
WNGG 060408 - MG	YG214	0.8	0.20 ~ 0.40	1.0 ~ 3.0	22002303
WNGG 060412 - MG	YG214	1.2	0.20 ~ 0.40	1.5 ~ 3.0	22002487
WNGG 080404 - MG	YG214	0.4	0.20 ~ 0.40	0.5 ~ 4.0	22002476
WNGG 080408 - MG	YG2025	0.8	0.20 ~ 0.40	1 ~ 4	22002477
	YG211				22002478
	YG213				22001496
	YG214				22001497
WNGG 080412 - MG	YG401	1.2	0.20 ~ 0.40	1.5 ~ 4	22001498
	YG2025				22001499
	YG211				22001500
	YG213				22001161
	YG214				22001161
	YG401				22001501

Inserti di tornitura negativi WNGG / WNMA / WNMG 80°



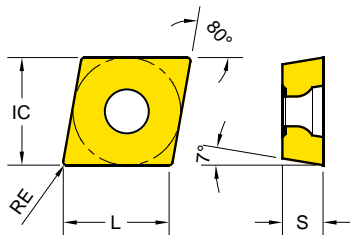
Series	L	IC	S
WNM*0604	5.7	9.53	4.76
WN*0804	7.8	12.7	4.76

- Tabella velocità di taglio pag. 204
- Tabella generica materiali da lavorare pag. 206
- Tabella specifica materiali da pag. 207
- Conversione geometrie e gradi pag. 223

■ Codici ad esaurimento scorte

Descrizione	Grado	RE	Fn (mm/giro)	Ap (mm)	Codice
WNMG 060412 - MR	YG3010	1.2	0.3 ~ 0.55	1.2 ~ 4	22000722
	YG3030				22001154
	YG2025				22002498
	YG211				22000616
	YG213				22001787
WNMG 080408 - MR	YG214	0.8	0.3 ~ 0.55	2 ~ 5.5	22001896
	YG3030				22001099
	YG2025				22002499
	YG211				22000619
	YG213				22000620
WNMG 080412 - MR	YG214	1.2	0.3 ~ 0.55	2 ~ 5.5	22000835
	YG3030				22000837
	YG2025				22002482
	YG211				22000665
	YG213				22000666
WNGG 080408 - SF	YG214	0.8	0.1 ~ 0.25	0.5 ~ 3	22000836
	YG401				22001308
WNMG 080408 - SM	YG211	0.8	0.1 ~ 0.25	0.5 ~ 4	22001199
	YG213				22001206
	YG214				22001859
	YG401				22001311
WNMG 080412 - SM	YG211	1.2	0.1 ~ 0.25	0.5 ~ 4	22001374
	YG213				22001416
	YG214				22001860
	YG401				22001312
WNMG 060412 - SR	YG401	1.2	0.1 ~ 0.4	0.5 ~ 4	22001439
WNMG 080408 - SR	YG401	0.8	0.1 ~ 0.4	0.5 ~ 4	22001310
WNMG 080412 - SR	YG401	1.2	0.1 ~ 0.4	0.5 ~ 4	22001309
WNMG 080404 - PSF	YT100	0.4	0.07 ~ 0.30	0.4 ~ 2.5	22002539
WNMG 080408 - PSF	YT100	0.8	0.10 ~ 0.30	0.6 ~ 2.5	22002540

Inserti di tornitura positivi CCGT / CCMT 80°



Series	L	IC	S
CC*T 0602	6.2	6.35	2.38
CC*T 09T3	9.2	9.53	3.97
CC*T 1204	12.4	12.7	4.76

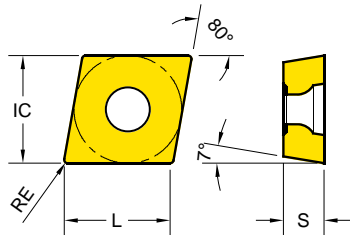
- Tabella velocità di taglio pag. 204
- Tabella generica materiali da lavorare pag. 206
- Tabella specifica materiali da pag. 207
- Conversione geometrie e gradi pag. 223

■ Codici ad esaurimento scorte

Descrizione	Grado	RE	Fn (mm/giro)	Ap (mm)	Codice
CCGT 060202 - AL	YG10	0.2	0.02 ~ 0.15	0.1 ~ 2	22001398
CCGT 060204 - AL	YG100	0.4	0.02 ~ 0.15	0.5 ~ 2	22001278
	YG10				22001320
CCGT 09T302 - AL	YG100	0.2	0.02 ~ 0.08	0.5 ~ 1	22000340
	YG10				22000339
CCGT 09T304 - AL	YG100	0.4	0.05 ~ 0.25	0.5 ~ 2	22000330
	YG10				22000081
CCGT 09T308 - AL	YG100	0.8	0.1 ~ 0.35	1 ~ 3	22000331
	YG10				22000082
CCGT 120402 - AL	YG100	0.2	0.04 ~ 0.15	0.1 ~ 1	22000474
	YG10				22000473
CCGT 120404 - AL	YG100	0.4	0.04 ~ 0.2	0.3 ~ 1.5	22000476
	YG10				22000475
CCGT 120408 - AL	YG100	0.8	0.04 ~ 0.3	0.6 ~ 2.5	22000478
	YG10				22000477
CCMT 060204 - UF	YG3010	0.4	0.05 ~ 0.2	0.5 ~ 2	22000163
	YG3015				22000866
	YG3115				22002365
	YG3020				22000164
CCMT 09T304 - UF	YG3030	0.4	0.05 ~ 0.5	0.5 ~ 2	22000165
	YG3010				22000169
	YG3115				22002371
	YG3020				22000170
CCMT 09T308 - UF	YG3030	0.8	0.05 ~ 0.25	1 ~ 2	22000171
	YG3010				22000964
	YG3115				22002578
	YG3020				22000951
CCMT 120404 - UF	YG3030	0.4	0.10 ~ 0.25	0.10 ~ 0.25	22000953
	YG3115				22002579
	YG3020				22001347
	YG3030				22001337
CCMT 060204 - UG	YG1010	0.4	0.1 ~ 0.25	0.5 ~ 2	22001377
	YG3010				22000166
	YG3115				22002357
	YG3020				22000167
	YG3030				22000168
	YG801				22000006
CCMT 060208 - UG	YG214	0.8	0.1 ~ 0.25	0.8 ~ 2	22001900
	YG1010				22001825
	YG3010				22000479
	YG3115				22002378
	YG3020				22000683
	YG3030				22000684
CCMT 09T304 - UG	YG801	0.4	0.15 ~ 0.3	0.5 ~ 2.5	22000009
	YG214				22001901
	YG1010				22001844
	YG3010				22000172
	YG3115				22002206
	YG3020				22000173
CCMT 09T304 - UG	YG3030	0.4	0.15 ~ 0.3	0.5 ~ 2.5	22000174
	YG801				22000007
	YG214				22001586
	YG3030				22001586

► SEGUE

Inserti di tornitura positivi CCGT / CCMT 80°



Series	L	IC	S
CC*T 0602	6.2	6.35	2.38
CC*T 09T3	9.2	9.53	3.97
CC*T 1204	12.4	12.7	4.76

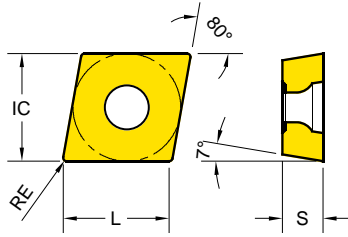
- Tabella velocità di taglio pag. 204
- Tabella generica materiali da lavorare pag. 206
- Tabella specifica materiali da pag. 207
- Conversione geometrie e gradi pag. 223

■ Codici ad esaurimento scorte

Descrizione	Grado	RE	Fn (mm/giro)	Ap (mm)	Codice
CCMT 09T308 - UG	YG1010	0.8	0.15 ~ 0.3	0.8 ~ 2.5	22001553
	YG1001				22000445
	YG3010				22000150
	YG3115				22002180
	YG3020				22000151
	YG3030				22000152
	YG801				22000008
	YG211				22001908
CCMT 120404 - UG	YG214	0.4	0.15 ~ 0.35	0.5 ~ 3	22001902
	YG1010				22001845
	YG3010				22000175
	YG3115				22002399
	YG3020				22000176
CCMT 120408 - UG	YG3030	0.8	0.15 ~ 0.35	0.8 ~ 3	22000177
	YG1010				22001462
	YG3010				22000153
	YG3015				22000867
	YG3115				22002183
	YG3020				22000154
	YG3030				22000155
CCMT 120412 - UG	YG801	1.2	0.15 ~ 0.35	1.2 ~ 3	22000005
	YG214				22001125
	YG1010				22001846
	YG3010				22000483
	YG3115				22002580
CCGT 060201 - SF	YG3020	0.1	0.02 ~ 0.15	0.1 ~ 1.5	22000915
	YG3030				22001135
CCGT 060202 - SF	YG214	0.2	0.02 ~ 0.15	0.1 ~ 1.5	22001126
	YG401				22002341
CCGT 060204 - SF	YG214	0.4	0.03 ~ 0.2	0.1 ~ 2.4	22002065
	YG401				22002080
CCGT 09T301 - SF	YG214	0.1	0.02 ~ 0.15	0.1 ~ 2.5	22002066
	YG401				22002086
CCGT 09T302 - SF	YG214	0.2	0.02 ~ 0.15	0.1 ~ 2.5	22002067
	YG401				22002339
CCGT 09T304 - SF	YG214	0.4	0.03 ~ 0.2	0.1 ~ 2.5	22002071
	YG401				22002340
CCGT 09T308 - SF	YG214	0.8	0.03 ~ 0.25	0.10 ~ 2.5	22002072
	YG401				22002093
CCMT 060208 - MF	YG214	0.8	0.05 ~ 0.20	1 ~ 2	22002073
	YG401				22002096
	YG211				22002352
	YG213				22002439
CCMT 09T302 - MF	YG214	0.2	0.06 ~ 0.2	0.2 ~ 2	22002440
	YG401				22002351
	YG2025				22002501
	YG211				22002002
	YG213				22002003
	YG214				22002004
	YG401				22002028

► SEQUE

Inserti di tornitura positivi CCGT / CCMT 80°



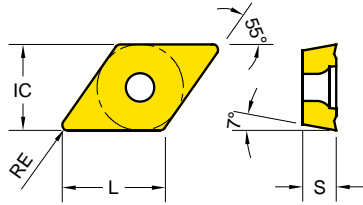
Series	L	IC	S
CC*T 09T3	9.2	9.53	3.97

- Tabella velocità di taglio pag. 204
- Tabella generica materiali da lavorare pag. 206
- Tabella specifica materiali da pag. 207
- Conversione geometrie e gradi pag. 223

■ Codici ad esaurimento scorte

Descrizione	Grado	RE	Fn (mm/giro)	Ap (mm)	Codice
CCMT 09T304 - MF	YG2025	0.4	0.07 ~ 0.2	0.2 ~ 2	22002502
	YG211				22001589
	YG213				22001590
	YG214				22001947
	YG401				22002029
CCMT 09T308 - MF	YG2025	0.8	0.07 ~ 0.2	0.3 ~ 2	22002503
	YG211				22001957
	YG213				22001958
	YG214				22001959
	YG401				22001943
CCMT 09T304 - MM	YG2025	0.4	0.1 ~ 0.3	0.5 ~ 3	22002514
	YG211				22001591
	YG213				22001592
	YG214				22001946
	YG401				22002039
CCMT 09T308 - MM	YG2025	0.8	0.1 ~ 0.3	0.6 ~ 3	22002515
	YG211				22001887
	YG213				22001888
	YG214				22001956
	YG401				22001944
CCMT 09T302 - PF	YT100	0.2	0.04 ~ 0.15	0.08 ~ 2	22002541
CCMT 09T304 - PF	YT100	0.4	0.06 ~ 0.25	0.1 ~ 2	22002542
CCMT 09T308 - PF	YT100	0.8	0.08 ~ 0.3	0.15 ~ 2	22002543
CCMT 09T304 - PM	YT100	0.4	0.08 ~ 0.25	0.25 ~ 3	22002554
CCMT 09T308 - PM	YT100	0.8	0.1 ~ 0.3	0.5 ~ 3	22002555

Inserti di tornitura positivi DCGT / DCMT 55°



Series	L	IC	S
DC*T 0702	7.5	6.35	2.38
DC*T 11T3	11.2	9.53	3.97

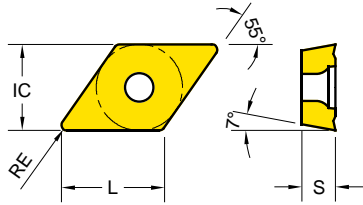
- Tabella velocità di taglio pag. 204
- Tabella generica materiali da lavorare pag. 206
- Tabella specifica materiali da pag. 207
- Conversione geometrie e gradi pag. 223

■ Codici ad esaurimento scorte

Descrizione	Grado	RE	Fn (mm/giro)	Ap (mm)	Codice
DCGT 070202 - AL	YG10	0.2	0.01~0.08	0.05~1	22001399
DCGT 070204 - AL	YG10	0.4	0.02~0.15	0.1~2	22001400
DCGT 11T301 - AL	YG100	0.1	0.01 ~ 0.08	0.5 ~ 1	22002101
	YG10				22002100
DCGT 11T302 - AL	YG100	0.2	0.02 ~ 0.08	0.5 ~ 1	22000342
	YG10				22000341
DCGT 11T304 - AL	YG100	0.4	0.05 ~ 0.25	0.5 ~ 2	22000332
	YG10				22000083
DCGT 11T308 - AL	YG100	0.8	0.1 ~ 0.3	1 ~ 2.5	22000333
	YG10				22000084
DCMT 070204 - UF	YG3010	0.4	0.05 ~ 0.2	0.5 ~ 2	22000207
	YG3115				22002397
	YG3020				22000208
	YG3030				22000209
	YG801				22000347
	YG211				22001909
DCMT 11T304 - UF	YG214	0.4	0.05 ~ 0.25	0.5 ~ 2	22001903
	YG3010				22000213
	YG3115				22002208
	YG3020				22000214
	YG3030				22000215
	YG801				22000348
DCMT 11T308 - UF	YG211	0.8	0.05 ~ 0.25	1 ~ 2	22001044
	YG213				22001043
	YG214				22001910
	YG1010				22002053
	YG3010				22000219
	YG3115				22001897
DCMT 070204 - UG	YG3020	0.4	0.1 ~ 0.25	0.5 ~ 2	22000220
	YG3030				22000221
	YG1010				22001849
	YG3010				22000210
	YG3115				22002391
	YG3020				22000211
DCMT 070208 - UG	YG3030	0.8	0.1 ~ 0.25	0.8 ~ 2	22000212
	YG801				22000013
	YG1010				22001850
	YG3010				22000484
	YG3115				22002386
	YG3020				22000717
	YG3030				22001136

► SEGUE

Inserti di tornitura positivi DCGT / DCMT 55°



Series	L	IC	S
DC* T 0702	7.5	6.35	2.38
DC* T 11T3	11.2	9.53	3.97

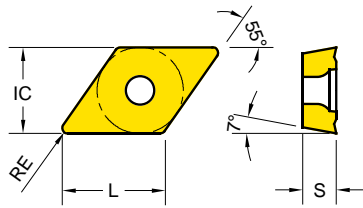
- Tabella velocità di taglio pag. 204
- Tabella generica materiali da lavorare pag. 206
- Tabella specifica materiali da pag. 207
- Conversione geometrie e gradi pag. 223

■ Codici ad esaurimento scorte

Descrizione	Grado	RE	Fn (mm/giro)	Ap (mm)	Codice
DCMT 11T304 - UG	YG1010	0.4	0.15 ~ 0.3	0.5 ~ 2.5	22001831
	YG1001				22000677
	YG3010				22000216
	YG3115				22002209
	YG3020				22000217
	YG3030				22000218
	YG801				22000014
	YG213				22001520
	YG214				22001522
	YG401				22001521
DCMT 11T308 - UG	YG1010	0.8	0.15 ~ 0.3	0.8 ~ 2.5	22001832
	YG1001				22000678
	YG3010				22000222
	YG3115				22002215
	YG3020				22000223
	YG3030				22000224
DCGT 11T312 - UG	YG3115	1.2	0.15 ~ 0.35	1.5 ~ 3	22002605
	YG3020				22002056
DCGT 070201 - SF	YG214	0.1	0.02 ~ 0.15	0.1 ~ 1.5	22002342
	YG401				22002068
DCGT 070202 - SF	YG214	0.2	0.02 ~ 0.15	0.1 ~ 1.5	22002343
	YG401				22002069
DCGT 070204 - SF	YG213	0.4	0.03 ~ 0.2	0.1 ~ 1.5	22002338
	YG214				22002344
	YG401				22002070
DCGT 11T301 - SF	YG214	0.1	0.01 ~ 0.05	0.1 ~ 2.5	22002345
	YG401				22002075
DCGT 11T302 - SF	YG211	0.2	0.02 ~ 0.15	0.1 ~ 2.5	22000559
	YG213				22000560
	YG214				22001478
	YG401				22001474
DCGT 11T304 - SF	YG211	0.4	0.02 ~ 0.15	0.1 ~ 2.5	22001460
	YG213				22001473
	YG214				22001479
	YG401				22001463
DCMT 11T304 - SF	YG211	0.4	0.02 ~ 0.15	0.1 ~ 1.5	22001111
	YG213				22001112
	YG214				22001172
	YG401				22001332
DCGT 11T308 - SF	YG214	0.8	0.03 ~ 0.2	0.1 ~ 2.5	22002346
	YG401				22002076
DCMT 070204 - MF	YG2025	0.4	0.05 ~ 0.2	0.2 ~ 2	22002504
	YG211				22001978
	YG213				22001979
	YG214				22001980
	YG401				22002030

► SEGUE

Inserti di tornitura positivi DCGT / DCMT 55°



Series	L	IC	S
DC*T 0702	7.5	6.35	2.38
DC*T 11T3	11.2	9.53	3.97

- Tabella velocità di taglio pag. 204
- Tabella generica materiali da lavorare pag. 206
- Tabella specifica materiali da pag. 207
- Conversione geometrie e gradi pag. 223

■ Codici ad esaurimento scorte

Descrizione	Grado	RE	Fn (mm/giro)	Ap (mm)	Codice
DCMT 11T302 - MF	YG2025	0.2	0.06 ~ 0.2	0.2 ~ 2	22002505
	YG211				22002005
	YG213				22002006
	YG214				22002007
	YG401				22002031
DCMT 11T304 - MF	YG2025	0.4	0.07 ~ 0.2	0.2 ~ 2	22002506
	YG211				22001885
	YG213				22001886
	YG214				22001927
	YG401				22002032
DCMT 11T308 - MF	YG2025	0.8	0.07 ~ 0.2	0.3 ~ 2	22002507
	YG211				22001963
	YG213				22001964
	YG214				22001965
	YG401				22002033
DCMT 070204 - MM	YG2025	0.4	0.07 ~ 0.3	0.5 ~ 3	22002516
	YG211				22001999
	YG213				22002000
	YG214				22002001
	YG401				22002040
DCMT 070208 - MM	YG3020	0.8	0.08 ~ 0.25	0.5 ~ 1.5	22001868
DCMT 11T304 - MM	YG2025	0.4	0.1 ~ 0.3	0.5 ~ 3	22002517
	YG211				22001990
	YG213				22001991
	YG214				22001992
	YG401				22002041
DCMT 11T308 - MM	YG2025	0.8	0.1 ~ 0.3	0.6 ~ 3	22002518
	YG211				22001984
	YG213				22001985
	YG214				22001986
	YG401				22002042
DCMT 070204 - PF	YT100	0.4	0.05 ~ 0.17	0.08 ~ 1.5	22002544
DCMT 11T302 - PF	YT100	0.2	0.04 ~ 0.15	0.08 ~ 2	22002545
DCMT 11T304 - PF	YT100	0.4	0.06 ~ 0.25	0.1 ~ 2	22002546
DCMT 11T308 - PF	YT100	0.8	0.07 ~ 0.2	0.15 ~ 2	22002547
DCMT 070204 - PM	YT100	0.4	0.05 ~ 0.3	0.2 ~ 2.3	22002556
DCMT 11T304 - PM	YT100	0.4	0.06 ~ 0.17	0.25 ~ 3	22002557
DCMT 11T308 - PM	YT100	0.8	0.08 ~ 0.25	0.5 ~ 3	22002558

TORNITURA

TRONCATURA

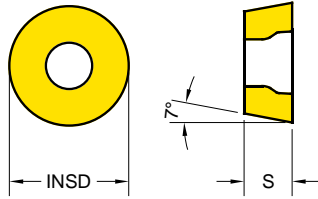
BARENATURA

FRESATURA

FORATURA

INFORMAZIONI TECNICHE

Inserti di tornitura positivi RCMT



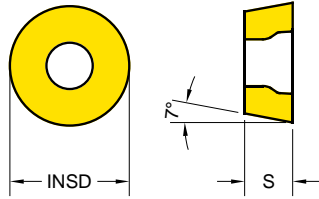
Series	S	INSD
RCMT 0602	2.38	6
RCMT 0803	3.18	8
RCMT 10T3	3.97	10
RCMT 1204	4.76	12

- Tabella velocità di taglio pag. 204
- Tabella generica materiali da lavorare pag. 206
- Tabella specifica materiali da pag. 207
- Conversione geometrie e gradi pag. 223

■ Codici ad esaurimento scorte

Descrizione	Grado	RE	Fn (mm/giro)	Ap (mm)	Codice
RCMT 0602M0	YG1010				22002057
	YG1001				22000374
	YG3010				22000375
	YG3115	3	0.05 ~ 0.25	0.2 ~ 1.2	22002624
	YG3020				22000376
	YG3030				22001151
	YG801				22000023
RCMT 0803M0	YG1010				22002058
	YG1001				22000377
	YG3010				22000378
	YG3115	4	0.05 ~ 0.3	0.5 ~ 1.5	22002625
	YG3020				22000379
	YG3030				22001152
	YG801				22000024
RCMT 10T3M0	YG1010				22002059
	YG1001				22000380
	YG3010				22000381
	YG3115	5	0.1 ~ 0.35	0.5 ~ 2.5	22002626
	YG3020				22000382
	YG3030				22001153
	YG801				22000021
RCMT 1204M0	YG1010				22001833
	YG1001				22000383
	YG3010				22000384
	YG3115	6	0.15 ~ 0.45	0.5 ~ 3	22002627
	YG3020				22000385
	YG3030				22001170
	YG801				22000022

Inserti di tornitura positivi RCMX



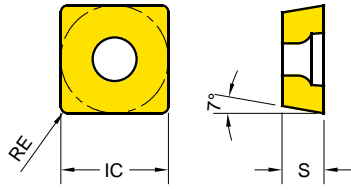
Series	S	INSD
RCMX 1606	6.35	16
RCMX 2006	6.35	20

- Tabella velocità di taglio pag. 204
- Tabella generica materiali da lavorare pag. 206
- Tabella specifica materiali da pag. 207
- Conversione geometrie e gradi pag. 223

■ Codici ad esaurimento scorte

Descrizione	Grado	RE	Fn (mm/giro)	Ap (mm)	Codice
RCMX 1606M0 - UT	YG1010	8	0.3 ~ 0.8	1 ~ 7	22002441
RCMX 2006M0 - UT	YG3115	10	0.5 ~ 1.3	1.5 ~ 9	22002169

Inserti di tornitura positivi SCGT / SCMT



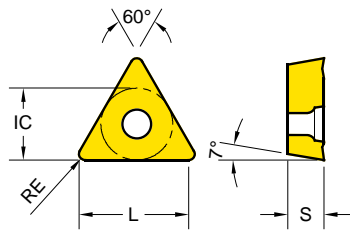
Series	IC	S
SC*T 09T3	9.53	3.97
SC*T 1204	12.7	4.76

- Tabella velocità di taglio pag. 204
- Tabella generica materiali da lavorare pag. 206
- Tabella specifica materiali da pag. 207
- Conversione geometrie e gradi pag. 223

■ Codici ad esaurimento scorte

Descrizione	Grado	RE	Fn (mm/giro)	Ap (mm)	Codice
SCGT 09T304 - AL	YG10	0.4	0.05 ~ 0.25	0.5 ~ 2	22001516
SCGT 09T308 - AL	YG10	0.8	0.10 ~ 0.35	1 ~ 3	22001517
SCMT 09T304 - UF	YG3010	0.4	0.05 ~ 0.25	0.5 ~ 2	22000386
	YG3115				22002628
	YG3020				22000387
SCMT 09T304 - UF	YG3030	0.4	0.05 ~ 0.25	0.5 ~ 2	22000783
	YG1010				22002083
	YG3010				22001021
SCMT 09T308 - UF	YG3115	0.8	0.05 ~ 0.25	1 ~ 2	22002629
	YG3020				22001022
	YG3030				22000997
	YG1010				22001834
SCMT 09T304 - UG	YG1001	0.4	0.15 ~ 0.3	0.5 ~ 2.5	22000455
	YG3010				22000482
	YG3115				22002414
	YG3020				22000916
	YG3030				22001171
	YG801				22000025
SCMT 09T308 - UG	YG1010	0.8	0.15 ~ 0.3	0.8 ~ 2.5	22001835
	YG1001				22000456
	YG3010				22000159
	YG3115				22002383
	YG3020				22000160
	YG3030				22000161
SCMT 120408 - UG	YG801	0.8	0.15 ~ 0.35	0.8 ~ 3	22000026
	YG214				22001904
	YG1010				22001836
	YG1001				22000674
	YG3010				22000255
	YG3115				22002393
SCMT 120412 - UG	YG3020	1.2	0.15 ~ 0.35	1.5 ~ 3	22000256
	YG3030				22000257
	YG214				22001911
	YG1010				22002098
SCMT 09T308 - MF	YG401	0.8	0.09 ~ 0.35	0.3 ~ 2	22002564
SCMT 120408 - MM	YG2025	0.8	0.15 ~ 0.4	1 ~ 4	22002519
	YG211				22001973
	YG213				22001974
	YG214				22001975
	YG401				22001976
SCMT 120408 - PM	YT100		0.1 ~ 0.3	0.6 ~ 4	22002530

Inserti di tornitura positivi TCGT / TCMT 60°



Series	L	IC	S
TC*T 1102	10.3	6.35	2.38
TC*T 16T3	15.6	9.53	3.97

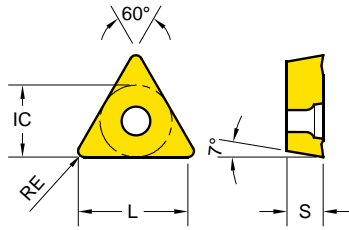
- Tabella velocità di taglio pag. 204
- Tabella generica materiali da lavorare pag. 206
- Tabella specifica materiali da pag. 207
- Conversione geometrie e gradi pag. 223

■ Codici ad esaurimento scorte

Descrizione	Grado	RE	Fn (mm/giro)	Ap (mm)	Codice
TCGT 110204 - AL	YG10	0.4	0.03 ~ 0.30	0.5 ~ 2	22001333
TCGT 16T302 - AL	YG100	0.2	0.02 ~ 0.05	0.5 ~ 1	22000344
	YG10				22000343
TCGT 16T304 - AL	YG100	0.4	0.05 ~ 0.25	0.5 ~ 2	22000334
	YG10				22000085
TCGT 16T308 - AL	YG100	0.8	0.1 ~ 0.35	1 ~ 3	22000335
	YG10				22000086
TCMT 110204 - UF	YG3010	0.4	0.05 ~ 0.2	0.5 ~ 2	22000395
	YG3115				22002384
	YG3020				22000396
	YG3030				22001196
	YG211				22001033
	YG213				22001034
TCMT 16T304 - UF	YG214	0.4	0.05 ~ 0.25	0.5 ~ 2	22001645
	YG3010				22000397
	YG3115				22002377
	YG3020				22000398
	YG3030				22001046
	YG801				22000033
TCMT 16T308 - UF	YG211	0.8	0.05 ~ 0.25	0.8 ~ 2	22001906
	YG214				22001905
	YG3010				22000624
	YG3115				22002369
	YG3020				22000625
	YG3030				22001045
TCMT 110204 - UG	YG1010	0.4	0.10 ~ 0.25	0.5 ~ 2	22001839
	YG1001				22000728
	YG3010				22000264
	YG3115				22002642
	YG3020				22000265
	YG3030				22000266
TCMT 110208 - UG	YG801	0.8	0.10 ~ 0.25	0.8 ~ 2	22000032
	YG1010				22001851
	YG3010				22000485
	YG3115				22002362
	YG3020				22000715
	YG3030				22001204
TCMT 16T304 - UG	YG1010	0.4	0.15 ~ 0.3	0.5 ~ 2	22001840
	YG1001				22000679
	YG3010				22000267
	YG3115				22002379
	YG3020				22000268
	YG3030				22000269

► SEGUE

Inserti di tornitura positivi TCGT / TCMT 60°



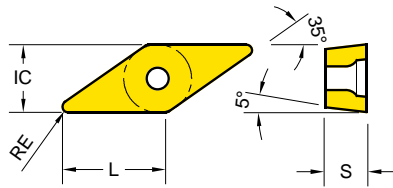
Series	L	IC	S
TC*T 1102	10.3	6.35	2.38
TC*T 16T3	15.6	9.53	3.97

- Tabella velocità di taglio pag. 204
- Tabella generica materiali da lavorare pag. 206
- Tabella specifica materiali da pag. 207
- Conversione geometrie e gradi pag. 223

■ Codici ad esaurimento scorte

Descrizione	Grado	RE	Fn (mm/giro)	Ap (mm)	Codice
TCMT 16T308 - UG	YG1010	0.8	0.15 ~ 0.3	0.8 ~ 2.5	22001841
	YG1001				22000457
	YG3010				22000156
	YG3115				22002175
	YG3020				22000157
	YG3030				22000158
	YG801				22000034
YG214	22001907				
TCMT 110204 - MF	YG401	0.4	0.07 ~ 0.2	0.2 ~ 2	22002565
TCMT 110208 - MF	YG401	0.8	0.07 ~ 0.2	0.3 ~ 2	22002566
TCMT 16T304 - MF	YG2025	0.4	0.07 ~ 0.2	0.2 ~ 2	22002508
	YG211				22001981
	YG213				22001982
	YG214				22001983
	YG401				22002034
TCMT 16T308 - MF	YG2025	0.8	0.07 ~ 0.2	0.3 ~ 2	22002509
	YG211				22001966
	YG213				22001967
	YG214				22001968
	YG401				22002026
TCMT 16T304 - MM	YG2025	0.4	0.1 ~ 0.3	0.5 ~ 3	22002520
	YG211				22001993
	YG213				22001994
	YG214				22001995
	YG401				22002043
TCMT 16T308 - MM	YG2025	0.8	0.1 ~ 0.3	0.6 ~ 3	22002521
	YG211				22001952
	YG213				22001953
	YG214				22001954
	YG401				22001955
TCMT 16T304 - PF	YT100	0.4	0.06 ~ 0.25	0.1 ~ 2	22002548
TCMT 16T308 - PF	YT100	0.8	0.08 ~ 0.3	0.15 ~ 2	22002549
TCMT 16T304 - PM	YT100	0.4	0.08 ~ 0.25	0.25 ~ 3	22002559
TCMT 16T308 - PM	YT100	0.8	0.10 ~ 0.3	0.5 ~ 3	22002560

Inserti di tornitura positivi VBGT / VBMT 35°



Series	L	IC	S
VB*T 1103	10.3	6.35	3.18
VB*T 1604	15.8	9.53	4.76

- Tabella velocità di taglio pag. 204
- Tabella generica materiali da lavorare pag. 206
- Tabella specifica materiali da pag. 207
- Conversione geometrie e gradi pag. 223

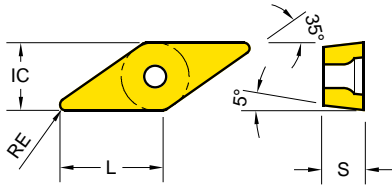
■ Codici ad esaurimento scorte

Descrizione	Grado	RE	Fn (mm/giro)	Ap (mm)	Codice
VBGT 110301 - SF	YG214	0.1	0.01 ~ 0.2	0.1 ~ 1.5	22002432
VBGT 110302 - SF	YG214	0.2	0.02 ~ 0.2	0.1 ~ 1.5	22002433
VBGT 110304 - SF	YG214	0.4	0.05 ~ 0.2	0.2 ~ 1.5	22002358
VBGT 160404 - SF	YG401	0.4	0.05 ~ 0.2	0.2 ~ 2	22002350
VBMT 110304 - UF	YG3115	0.4	0.04 ~ 0.16	0.1 ~ 0.8	22002697
VBMT 110308 - UF	YG3115	0.8	0.04 ~ 0.16	0.4 ~ 1.0	22002698
VBMT 160404 - UF	YG3010	0.4	0.05 ~ 0.25	0.5 ~ 2	22000294
	YG3115				22002364
	YG3020				22000295
	YG3030				22000296
VBMT 160408 - UF	YG3010	0.8	0.05 ~ 0.25	0.8 ~ 2	22000300
	YG3115				22002216
	YG3020				22000301
	YG3030				22000302
VBMT 160404 - UG	YG1010	0.4	0.15 ~ 0.3	0.5 ~ 2.5	22001842
	YG1001				22000682
	YG3010				22000297
	YG3115				22002181
	YG3020				22000298
	YG3030				22000299
VBMT 160408 - UG	YG801	0.8	0.15 ~ 0.3	0.8 ~ 2.5	22000047
	YG1010				22001843
	YG1001				22000681
	YG3010				22000303
	YG3115				22002211
	YG3020				22000304
VBMT 160402 - MF	YG3030	0.2	0.06 ~ 0.2	0.2 ~ 2	22000305
	YG801				22000048
	YG2025				22002510
	YG211				22002008
	YG213				22002009
VBMT 160404 - MF	YG214	0.4	0.07 ~ 0.2	0.2 ~ 2	22002010
	YG401				22002036
	YG2025				22002511
	YG211				22001960
	YG213				22001961
VBMT 160408 - MF	YG214	0.8	0.07 ~ 0.2	0.3 ~ 2	22001962
	YG401				22002037
	YG2025				22002512
	YG211				22002011
	YG213				22002012
VBMT 160404 - MM	YG214	0.4	0.1 ~ 0.3	0.5 ~ 3	22002013
	YG401				22002038
	YG2025				22002522
	YG211				22001996
	YG213				22001997
VBMT 160408 - MM	YG214	0.8	0.1 ~ 0.3	0.6 ~ 3	22001998
	YG401				22002044
	YG2025				22002523
	YG211				22001987
	YG213				22001988
	YG214				22001989
	YG401				22002045

► SEGUE

Inserti di tornitura positivi VBGT / VBMT 35°

Series	L	IC	S
VBMT 1604	15.8	9.53	4.76

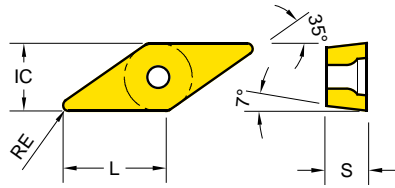


- Tabella velocità di taglio pag. 204
- Tabella generica materiali da lavorare pag. 206
- Tabella specifica materiali da pag. 207
- Conversione geometrie e gradi pag. 223

■ Codici ad esaurimento scorte

Descrizione	Grado	RE	Fn (mm/giro)	Ap (mm)	Codice
VBMT 160402 - PF	YT100	0.2	0.04 ~ 0.15	0.10 ~ 2.0	22002550
VBMT 160404 - PF	YT100	0.4	0.05 ~ 0.20	0.20 ~ 2.0	22002551
VBMT 160408 - PF	YT100	0.8	0.07 ~ 0.27	0.30 ~ 2.0	22002552
VBMT 160404 - PM	YT100	0.4	0.07 ~ 0.21	0.25 ~ 2.7	22002561
VBMT 160408 - PM	YT100	0.8	0.08 ~ 0.27	0.50 ~ 2.7	22002562

Inserti di tornitura positivi VCGT / VCMT 35°



Series	L	IC	S
VC*T 1103	10.63	6.35	3.18
VC*T 1604	15.8	9.53	4.76

- Tabella velocità di taglio pag. 204
- Tabella generica materiali da lavorare pag. 206
- Tabella specifica materiali da pag. 207
- Conversione geometrie e gradi pag. 223

■ Codici ad esaurimento scorte

Descrizione	Grado	RE	Fn (mm/giro)	Ap (mm)	Codice
VCGT 110301 - AL	YG100	0.1	0.02 ~ 0.20	0.2 ~ 2	22002102
	YG10				22001041
VCGT 110302 - AL	YG100	0.2	0.02 ~ 0.20	0.2 ~ 2	22001353
	YG10				22001042
VCGT 110304 - AL	YG100	0.4	0.05 ~ 0.25	0.2 ~ 3	22001519
	YG10				22001518
VCGT 160402 - AL	YG100	0.2	0.02 ~ 0.05	0.5 ~ 1	22000418
	YG10				22000417
VCGT 160404 - AL	YG100	0.4	0.05 ~ 0.25	0.5 ~ 2	22000336
	YG10				22000087
VCGT 160408 - AL	YG100	0.8	0.1 ~ 0.35	1 ~ 3	22000420
	YG10				22000419
VCGT 160412 - AL	YG100	1.2	0.1 ~ 0.35	1.2 ~ 3	22002082
	YG10				22002081
VCGT 110301 - SF	YG214	0.1	0.02 ~ 0.2	0.1 ~ 1.5	22002347
	YG401				22002077
VCGT 110302 - SF	YG211	0.2	0.02 ~ 0.2	0.1 ~ 1.5	22001475
	YG213				22001476
	YG214				22001480
	YG401				22001481
VCGT 110304 - SF	YG214	0.4	0.05 ~ 0.2	0.2 ~ 1.5	22002348
	YG401				22002078
VCGT 110308 - SF	YG214	0.8	0.05 ~ 0.2	0.4 ~ 1.5	22002349
	YG401				22002079
VCMT 160404 - UF	YG3010	0.4	0.05 ~ 0.25	0.5 ~ 2	22000716
	YG3115				22002385
	YG3020				22000421
	YG3030				22000955
VCMT 160408 - UF	YG3010	0.8	0.05 ~ 0.25	1 ~ 2	22000557
	YG3115				22002699
	YG3020				22000558
VCMT 160404 - UG	YG801	0.4	0.1 ~ 0.2	0.3 ~ 2.5	22000060
	YG1010				22001853
	YG3010				22000946
	YG3115				22002422
	YG3020				22000422
	YG3030				22000956
VCMT 160408 - UG	YG801	0.8	0.15 ~ 0.3	0.8 ~ 2.5	22000061
	YG2025				22002513
	YG211				22002014
	YG213				22002015
	YG214				22002016
VCMT 110304 - MF	YG401	0.4	0.05 ~ 0.2	0.2 ~ 2	22002035
	YT100				22002553

TORNITURA

TRONCATURA

BARENATURA

FRESATURA

FORATURA

INFORMAZIONI TECNICHE

IT10I
ITALIA

2024

YG

UTENSILI DA TAGLIO



FISSAGGIO MECCANICO

www.YG1.it

IT06T
ITALIA

2022

YG

UTENSILI DA TAGLIO



MANDRINERIA

www.YG1.it

IT06M
ITALIA

2021

YG

UTENSILI DA TAGLIO



FRESATURA

www.YG1.it

IT06H
ITALIA

2021

YG

UTENSILI DA TAGLIO



FORATURA

MASCHIATURA

www.YG1.it

Richiedete i cataloghi



TRONCATURA

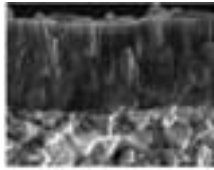
Panoramica dei prodotti Gradi di troncatura

Gradi di troncatura		P Acciai				M Inox				K Ghisa				S Superleghe			
		P05	P15	P25	P35	M10	M20	M30	M40	K05	K15	K25	K35	S05	S15	S25	S35
PVD	YG602G			602G			602G				602G			602G			
	YG603						603										

YG602G (YG602)

P20 - P35 M20 - M40
K20 - K40 S15 - S25

PVD - TiAlN




Grado universale di troncatura

- Rivestimento PVD con eccellente resistenza all'usura
- Rivestimento aggiuntivo TiN, sul petto dell'inserto per migliorare la resistenza all'usura rispetto alla versione YG602
- YG602G: Prima scelta per applicazioni a bassa Vc su materiali a bassa resistenza e tendenti all'incollamento
- YG602: Prima scelta per applicazioni generiche

YG603

M30 - M50

PVD - TiAlN



Grado PVD per troncatura e scanalatura di acciaio Inox

- Substrato molto tenace con grande adesione
- Tagliente robusto resistente alle scheggiature
- Stabilità in lavorazione e lunga vita dell'utensile

Troncatori



-P
02, 03, 04

p. 122



-N
02, 03, 04, 05

p. 122



-Y
03, 04, 05

p. 122



GL
02, 03, 04

p. 122



GM
03, 04

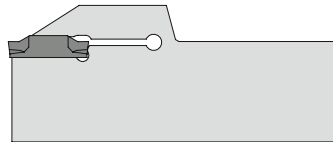
p. 123



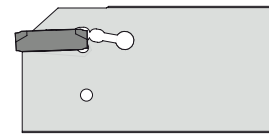
RG
02, 03, 04

p. 123

Steli















Lame



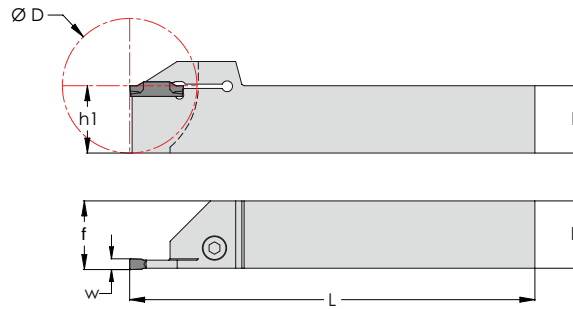
p. 116

p. 121

Geometrie rompitruciolo di troncatura

Troncatura	-P			<ul style="list-style-type: none"> • Per troncatura e scanalatura profonda • Per uso generale
	-N			<ul style="list-style-type: none"> • Per troncatura e scanalatura esterna • Per velocità di avanzamento basse e materiali difficili da tagliare
Tornoscanalatura	-Y			<ul style="list-style-type: none"> • Per tornitura e scanalatura esterna • Per velocità di avanzamento media
	GL			<ul style="list-style-type: none"> • Per tornitura esterna, interna e scanalatura • Scanalatura e tornitura frontale • Per velocità di avanzamento basse
	GM			<ul style="list-style-type: none"> • Per tornitura esterna, interna e scanalatura • Prima scelta per scanalatura e tornitura frontale • Per velocità di avanzamento media
	RG			<ul style="list-style-type: none"> • Per tornitura esterna, interna e scanalatura • Inserto a raggio completo per profilatura

Steli di troncatura



Descrizione	CODICE 57E..	h	b	L	h1	f	w	D	Inserto
YTE-1212-2-D16R/L	12208R 12208L	12	12	125	12	12.15	2	16	TD*2002
YTE-1212-2-D32R/L	12215R 12215L	12	12	125	12	12.2	2	32	TD*2002
YTE-1616-2-D16R/L	16208R 16208L	16	16	125	16	16.2	2	16	TD*2002
YTE-1616-2-D32R/L	16215R 16215L	16	16	125	16	16.2	2	32	TD*2002
YTE-2020-2-D18R/L	20209R 20209L	20	20	125	20	20.2	2	18	TD*2002
YTE-2020-2-D30R/L	20215R 20215L	20	20	125	20	20.2	2	30	TD*2002
YTE-2020-2-D34R/L	20217R 20217L	20	20	125	20	20.2	2	34	TD*2002
YTE-2020-2-D40R/L	20220R 20220L	20	20	125	20	20.2	2	38	TD*2002
YTE-2525-2-D16R/L	25208R 25208L	25	25	150	25	25.2	2	16	TD*2002
YTE-2525-2-D34R/L	25217R 25217L	25	25	150	25	25.2	2	34	TD*2002
YTE-1212-3-D32R/L	12315R 12315L	12	12	125	12	12.4	3	32	TD*3002
YTE-1616-3-D32R/L	16315R 16315L	16	16	125	16	16.4	3	32	TD*3002
YTE-2020-3-D24R/L	20312R 20312L	20	20	125	20	20.4	3	24	TD*3002
YTE-2020-3-D40R/L	20320R 20320L	20	20	125	20	20.4	3	38	TD*3002
YTE-2525-3-D18R/L	25309R 25309L	25	25	150	25	25.4	3	18	TD*3002
YTE-2525-3-D24R/L	25312R 25312L	25	25	150	25	25.4	3	24	TD*3002
YTE-2525-3-D44R/L	25320R 25320L	25	25	150	25	25.4	3	38	TD*3002
YTE-2525-4-D20R/L	25410R 25410L	25	25	150	25	25.5	4	20	TD*4002
YTE-2525-4-D30R/L	25415R 25415L	25	25	150	25	25.5	4	30	TD*4002
YTE-2525-4-D44R/L	25420R 25420L	25	25	150	25	25.5	4	38	TD*4002

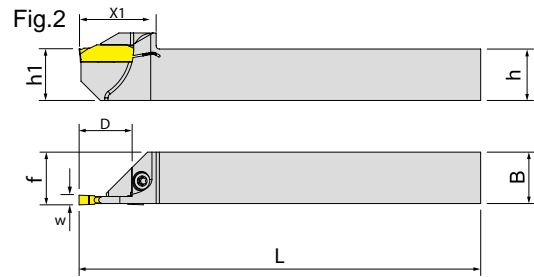
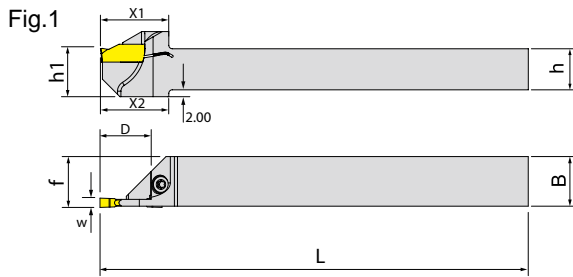
- Tabella velocità di taglio pag.204
- Tabella generica materiali da lavorare pag.206
- Tabella specifica materiali da pag.207
- Conversione geometrie e gradi pag.223

● Ricambi

Corpo	Vite	Rondella	Chiave
57E12208*	ST098	RI021	KB016
57E12215*	ST098	RI021	KB011
57E16208*	ST155	RI021	KB011
57E16215*	ST155	RI021	KB011
57E20209*	ST155	RI021	KB011
57E20215*	ST155	RI021	KB011
57E20217*	ST155	RI021	KB011
57E20220*	ST155	RI021	KB011
57E25208*	ST155	RI021	KB011
57E25217*	ST155	RI021	KB011
57E12315*	ST098	-	KB016
57E16315*	ST201	-	KB016
57E20312*	ST201	-	KB016
57E20320*	ST201	-	KB016
57E25309*	ST201	-	KB016
57E25312*	ST201	-	KB016
57E25320*	ST201	-	KB016
57E25410*	ST201	-	KB016
57E25415*	ST201	-	KB016
57E25420*	ST201	-	KB016

*:R/L

Steli per scanalature esterne Swiss Type



Descrizione	CODICE 57S1..		h	B	L	h1	f	w	D	X1	X2	Inserto	Fig.
YTES 1212-2-D24 R/L	2212R	2212L	12	12	125	14	12.2	2	12	20	20	TD*2002	1
YTES 1616-2-D32 R/L	6216R	6216L	16	16	125	16	16.2	2	16	24	-	TD*2002	2
YTES 1212-3-D24 R/L	2312R	2312L	12	12	125	14	12.3	3	12	20	20	TD*3002	1
YTES 1616-3-D32 R/L	6316R	6316L	16	16	125	16	16.3	3	16	24	-	TD*3002	2

- Tabella velocità di taglio pag.204
- Tabella generica materiali da lavorare pag.206
- Tabella specifica materiali da pag.207
- Conversione geometrie e gradi pag.223

TORNITURA

TRONCATURA

BARENATURA

FRESATURA

FORATURA

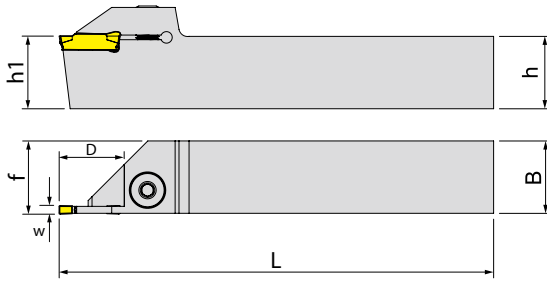
INFORMAZIONI TECNICHE

● Ricambi

Corpo	Vite	Chiave
57S12212*	ST061	KT011
57S12312*	ST061	KT011
57S16216*	ST061	KT011
57S16316*	ST061	KT011

*: R/L

Steli per scanalature esterne - Refrigerazione interna



Descrizione	CODICE 570..		h	B	L	h1	f	w	D	Inserto
	R	L								
YTE 1212-2T15-C R/L	00194	00171	12	12	100	12	12.3	2	15	TD*2002
YTE 1616-2T15-C R/L	00197	00174	16	16	125	16	16.3	2	15	TD*2002
YTE 2020-2T09-C R/L	00204	00180	20	20	125	20	20.3	2	9	TD*2002
YTE 2020-2T15-C R/L	00201	00178	20	20	125	20	20.3	2	15	TD*2002
YTE 2020-2T20-C R/L	00203	00179	20	20	125	20	20.3	2	19	TD*2002
YTE 2525-2T17-C R/L	00208	00184	25	25	150	25	25.3	2	17	TD*2002
YTE 1212-3T15-C R/L	00196	00173	12	12	100	12	12.4	3	15	TD*3002
YTE 1616-3T15-C R/L	00199	00176	16	16	125	16	16.4	3	15	TD*3002
YTE 2020-3T20-C R/L	00205	00181	20	20	125	20	20.4	3	19	TD*3002
YTE 2525-3T09-C R/L	00212	00188	25	25	150	25	25.4	3	9	TD*3002
YTE 2525-3T22-C R/L	00209	00185	25	25	150	25	25.4	3	19	TD*3002
YTE 2525-4T22-C R/L	00213	00189	25	25	150	25	25.5	4	19	TD*4002

Kit idraulici pag.124

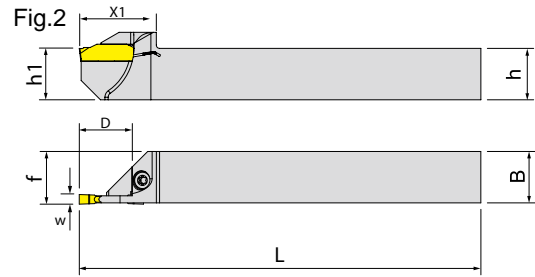
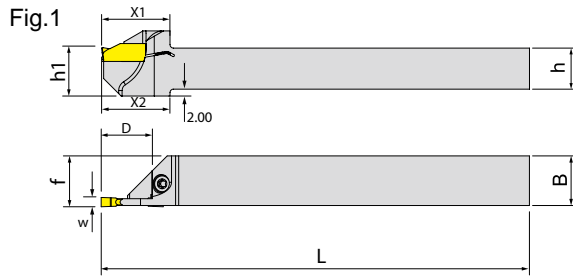
Componenti idraulici pag.125

- Tabella velocità di taglio pag.204
- Tabella generica materiali da lavorare pag.206
- Tabella specifica materiali da pag.207
- Conversione geometrie e gradi pag.223

● Ricambi

Corpo	Vite	Rondella	Chiave
57000171	ST211	RI021	KB011
57000194	ST211	RI021	KB011
57000174	ST211	RI021	KB011
57000197	ST211	RI021	KB011
57000180	ST211	RI021	KB011
57000204	ST211	RI021	KB011
57000178	ST211	RI021	KB011
57000201	ST211	RI021	KB011
57000179	ST211	RI021	KB011
57000203	ST211	RI021	KB011
57000184	ST211	RI021	KB011
57000208	ST211	RI021	KB011
57000173	ST201	-	KB016
57000196	ST201	-	KB016
57000176	ST201	-	KB016
57000199	ST201	-	KB016
57000181	ST201	-	KB016
57000205	ST201	-	KB016
57000188	ST201	-	KB016
57000212	ST201	-	KB016
57000185	ST201	-	KB016
57000209	ST201	-	KB016
57000189	ST201	-	KB016
57000213	ST201	-	KB016
57000170	ST061	-	KT011
57000193	ST061	-	KT011
57000175	ST061	-	KT011
57000198	ST061	-	KT011
57000172	ST061	-	KT011
57000195	ST061	-	KT011
57000177	ST061	-	KT011
57000200	ST061	-	KT011

Steli per scanalature esterne Swiss Type - Refrigerazione interna



Descrizione	CODICE 570..		h	B	L	h1	f	w	D	X1	X2	Inserto	Fig.
	R	L											
YTE 1212-2T12-S-C R/L	00193	00170	12	12	125	12	12.2	2	12	20	20	TD*2002	1
YTE 1616-2T16-S-C R/L	00198	00175	16	16	125	16	16.2	2	16	24	-	TD*2002	2
YTE 1212-3T12-S-C R/L	00195	00172	12	12	125	12	12.3	3	12	20	20	TD*3002	1
YTE 1616-3T16-S-C R/L	00200	00177	16	16	125	16	16.3	3	16	24	-	TD*3002	2

Kit idraulici pag.124

Componenti idraulici pag.125

- Tabella velocità di taglio pag.204

- Tabella generica materiali da lavorare pag.206

- Tabella specifica materiali da pag.207

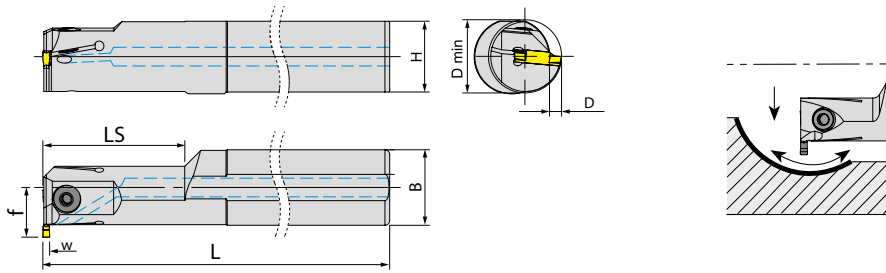
- Conversione geometrie e gradi pag.223



● Ricambi

Corpo	Vite	Chiave
57000170	ST061	KT011
57000193	ST061	KT011
57000175	ST061	KT011
57000198	ST061	KT011
57000172	ST061	KT011
57000195	ST061	KT011
57000177	ST061	KT011
57000200	ST061	KT011

Steli per scanalature esterne - Refrigerazione interna



Descrizione	CODICE 570..		H	B	L	f	w	D	LS	D min	Inserto
	R	L									
YTI 16-2T8.5-C R/L	00222	00218	14.8	16	150	17	2	8,5	28	25	TD*2002
YTI 20-3T06-C R/L	00223	00219	18.3	20	170	16	3	6	40	25	TD*3002
YTI 25-3T06-C R/L	00224	00220	23	25	200	18.5	3	6	40	25	TD*3002
YTI 32-3T05-C R/L	00225	00221	30	32	250	21	3	5	60	31	TD*3002

Kit idraulici pag.124

Componenti idraulici pag.125

- Tabella velocità di taglio pag.204
- Tabella generica materiali da lavorare pag.206
- Tabella specifica materiali da pag.207
- Conversione geometrie e gradi pag.223

TORNITURA

TRONCATURA

BARENATURA

FRESATURA

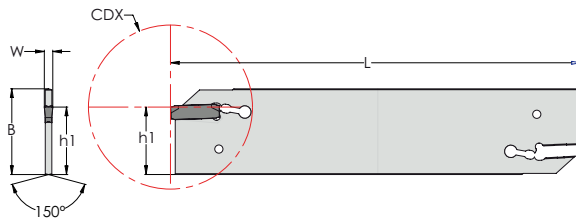
FORATURA

INFORMAZIONI TECNICHE

● Ricambi

Corpo	Vite	Chiave
57000218	ST201	KB011
57000222	ST201	KB011
57000219	ST201	KB016
57000223	ST201	KB016
57000220	ST201	KB016
57000224	ST201	KB016
57000221	ST201	KB016
57000225	ST201	KB016

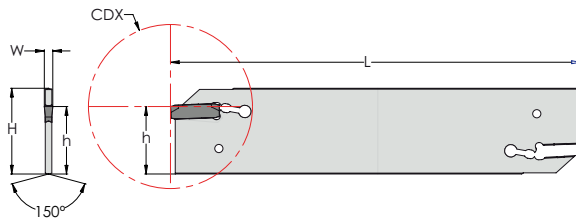
Lame di troncatura



- Tabella velocità di taglio pag.204
- Tabella generica materiali da lavorare pag.206
- Tabella specifica materiali da pag.207
- Conversione geometrie e gradi pag.223

■ Codici ad esaurimento scorte

Descrizione	W	L	B	h1	CDX	Inserto	Codice chiave	Codice
YGB 26-3T	3	110	26	21,5	39	TD*3002	-	5226300000



- Tabella velocità di taglio pag.204
- Tabella generica materiali da lavorare pag.206
- Tabella specifica materiali da pag.207
- Conversione geometrie e gradi pag.223

Descrizione	W	L	H	h	CDX	Inserto	Codice chiave	Codice
YGB 32-3T	3	150	32	25	39	TD* 3002	KL006	57E000006

TORNITURA

TRONCATURA


BARENATURA

FRESATURA

FORATURA

INFORMAZIONI TECNICHE

Inserti di troncatura




Series	S	CW
TD*2	20	2
TD*3	20	3
TD*4	20	4
TD*5	25	5

- Tabella velocità di taglio pag.204
- Tabella generica materiali da lavorare pag.206
- Tabella specifica materiali da pag.207
- Conversione geometrie e gradi pag.223

CDX: Max profondità di taglio Codici ad esaurimento scorte

Descrizione	Grado	RE	Troncatura		Tornitura		α inclinazione	Codice
			Fn (mm/giro)	CDX (mm)	Fn (mm/giro)	Ap (mm)		
TDP 2002	YG602	0.2	0.04 ~ 0.12	19	-	-	-	52000012
	YG602G							52000036
	YG603							52000078
TDP 3002	YG602	0.2	0.05 ~ 0.16	19	-	-	-	52000029
	YG602G							52000030
	YG603							52000076
TDP 4003	YG602	0.3	0.06 ~ 0.18	19	-	-	-	52000023
	YG602G							52000038
	YG603							52000080
TDPR 2002 - 6	YG602	0.2	0.03 ~ 0.08	19	-	-	6°	52000045
	YG603							52000085
TDPR 3002 - 6	YG602	0.2	0.04 ~ 0.12	19	-	-	6°	52000048
	YG603							52000089
TDPL 2002 - 6	YG602	0.2	0.03 ~ 0.08	19	-	-	6°	52000046
	YG603							52000086
TDPL 3002 - 6	YG602	0.2	0.04 ~ 0.12	19	-	-	6°	52000049
	YG603							52000090
TDN 2002	YG602	0.2	0.05 ~ 0.18	19	-	-	-	52000010
	YG602G							52000035
	YG603							52000077
TDN 3002	YG602	0.2	0.07 ~ 0.23	19	-	-	-	52000024
	YG602G							52000025
	YG603							52000075
TDN 4003	YG602	0.3	0.08 ~ 0.28	19	-	-	-	52000022
	YG602G							52000037
	YG603							52000079
TDN 5003	YG602	0.3	0.09 ~ 0.35	24	-	-	-	52000042
TDNR 2002 - 6	YG602	0.2	0.04 ~ 0.14	19	-	-	6°	52000043
	YG603							52000083
TDNR 3002 - 6	YG602	0.2	0.06 ~ 0.18	19	-	-	6°	52000040
	YG603							52000087
TDNL 2002 - 6	YG602	0.2	0.04 ~ 0.14	19	-	-	6°	52000044
	YG603							52000084
TDNL 3002 - 6	YG602	0.2	0.06 ~ 0.18	19	-	-	6°	52000047
	YG603							52000088
TDNL 4003 - 4	YG602	0.3	0.06 ~ 0.24	19	-	-	4°	52000096
TDY3E	YG602G	0.4	0.06 ~ 0.24	10	0.12 ~ 0.22	0.5 ~ 2.4	-	52000027
TDY4E	YG602G	0.4	0.08 ~ 0.27	10	0.15 ~ 0.30	0.5 ~ 2.8	-	52000020
TDY5E	YG602G	0.4	0.08 ~ 0.23	10	0.15 ~ 0.30	0.5 ~ 3.2	-	52000082
TDY2E - GL	YG602G	0.3	0.04 ~ 0.20	10	0.06 ~ 0.18	0.4 ~ 1.5	-	52000123
	YG603							52000124
TDY3E - GL	YG602G	0.3	0.05 ~ 0.23	10	0.08 ~ 0.20	0.4 ~ 2.0	-	52000125
	YG603							52000126
TDY4E - GL	YG602G	0.4	0.06 ~ 0.26	10	0.10 ~ 0.25	0.5 ~ 2.3	-	52000112
	YG603							52000127

Inserti di troncatura



Series	S	CW
TD*2	20	2
TD*3	20	3
TD*4	20	4

- Tabella velocità di taglio pag.204
- Tabella generica materiali da lavorare pag.206
- Tabella specifica materiali da pag.207
- Conversione geometrie e gradi pag.223

CDX: Max profondità di taglio

Descrizione	Grado	RE	Troncatura		Tornitura		α inclinazione	Codice
			F _n (mm/giro)	CDX (mm)	F _n (mm/giro)	A _p (mm)		
TDY3E - GM	YG602G	0.4	0.06 ~ 0.24	10	0.12 ~ 0.22	0.5 ~ 2.4	-	52000118
	YG603							52000119
TDY4E - GM	YG602G	0.4	0.08 ~ 0.27	10	0.15 ~ 0.30	0.5 ~ 2.8	-	52000113
	YG603							52000120
TDY4E - GM	YG602G	0.8	0.10 ~ 0.27	10	0.18 ~ 0.32	0.8 ~ 2.8	-	52000114
	YG603							52000122
TDY2E - RG	YG602G	1.0	0.05 ~ 0.15	10	0.10 ~ 0.30	0.1 ~ 0.8	-	52000111
	YG603							52000115
TDY3E - RG	YG602G	1.5	0.08 ~ 0.18	10	0.15 ~ 0.35	0.1 ~ 1.2	-	52000108
	YG603							52000116
TDY4E - RG	YG602G	2.0	0.10 ~ 0.20	10	0.18 ~ 0.45	0.1 ~ 1.6	-	52000109
	YG603							52000117

*Per YG602 ridurre i dati di taglio del 10%

KIT idraulici

TORNATURA

TRONCATURA








BARENATURA

FRESATURA

FORATURA

INFORMAZIONI TECNICHE

CODICE KIT	Componenti	Quantità	Codice ricambio	
KIT57T001	Attacco rapido M10		1	ID001
	Attacco rapido doppio G 1/8"		2	ID006
	Guarnizione rame		2	ID011
	Tappo G 1/8"		1	ID016
	Doppio attacco dritto - G 1/8"		1	ID021

CODICE KIT	Componenti	Quantità	Codice ricambio	
KIT57T002	Attacco rapido doppio G 1/8"		1	ID006
	Bullone forato G 1/8"		1	ID026
	Bullone forato M10		1	ID031
	Riduttore G 1/4" - G 1/8"		1	ID036
	Guarnizione rame		3	ID011
	Tappo G 1/8"		1	ID016
	Attacco dritto a tipo Banjo - G 1/8"		1	ID041

CODICE KIT	Componenti	Quantità	Codice ricambio	
KIT57T003	Bullone forato G 1/8"		2	ID026
	Bullone forato M10		1	ID031
	Riduttore G 1/4" - G 1/8"		1	ID036
	Guarnizione rame		4	ID011
	Tappo G 1/8"		1	ID016
	Doppio attacco Banjo - G 1/8"		1	ID046

Componenti idraulici

Componenti		Codice ricambio
Attacco rapido M10		ID001
Attacco rapido doppio G 1/8"		ID006
Bullone forato G 1/8"		ID026
Bullone forato M10		ID031
Riduttore G 1/4" - G 1/8"		ID036
Guarnizione rame		ID011
Tappo G 1/8"		ID016
Doppio attacco dritto - G 1/8"		ID021
Attacco dritto a tipo Banjo - G 1/8"		ID041
Doppio attacco Banjo - G 1/8"		ID046

TORNITURA

TRONCATURA

BARENATURA

FRESATURA

FORATURA

INFORMAZIONI TECNICHE




*Realizzazione maschi speciali in 5 giorni Lavorativi (s.l.).
Richiedi informazioni al tuo rivenditore di zona*

ENGINEERING

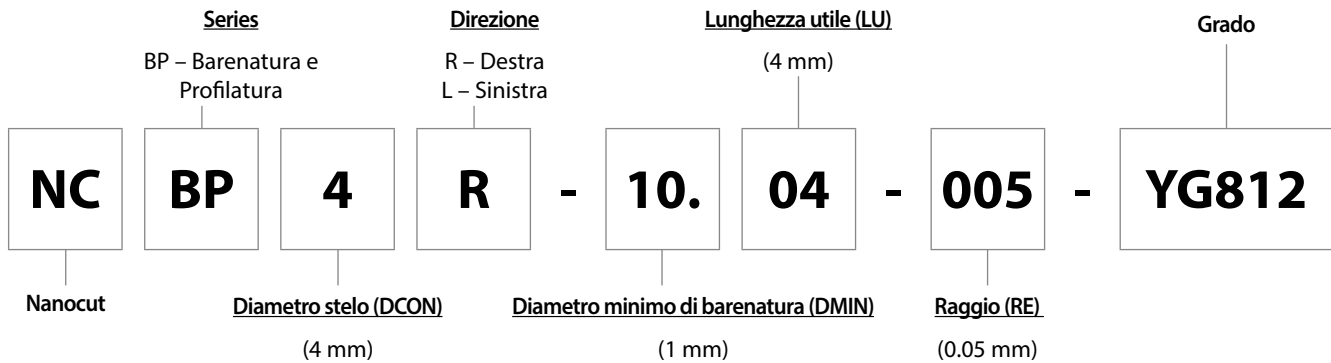
BACKGROUND

Technical drawing

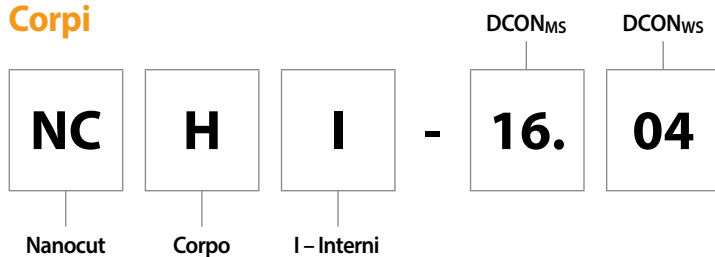


**Mini utensili in Metallo Duro
per barenatura e profilatura**

Chiavi di lettura - Porta utensili e utensili di barenatura



Corpi



Panoramica dei prodotti

Attualmente, con l'aumentare della domanda di piccoli componenti (obiettivi di fotocamere, parti di telefoni cellulare) e strumenti medici (impianti), è aumentata anche la domanda di utensili con diametri ridotti capaci di lavorare ad alte prestazioni.

Applicazioni

- Tornitura componenti di piccolo diametro
- Tornitura interna (barenatura), scanalatura e filettatura



Caratteristiche


- Diametro minimo (serie Barenatura e Profilatura) Ø 1 mm
- Refrigerazione interna, per una maggiore durata dell'utensile e una migliore evacuazione del truciolo
- Secure Connection Design: perno + piano inclinato
- 10 geometrie per varie applicazioni

Benefici

- Tempi di fermo macchina ridotti
- Costi inferiori di lavorazione

YG812 - Metallo duro micrograna

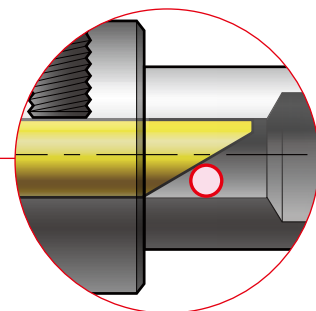
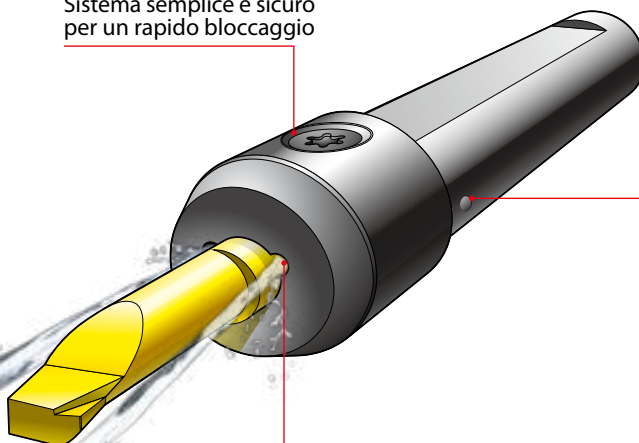
P10 - P20	M20 - M30	Il substrato in metallo micrograna per elevata tenacità e resistenza all'usura che realizzano lavorazioni di alta precisione.
K20 - K30	S10 - S25	



Vantaggi dei Nanocut

Fissaggio Semplice

Sistema semplice e sicuro per un rapido bloccaggio



Connessione sicura

Assicura un'elevata ripetibilità nei posizionamenti.

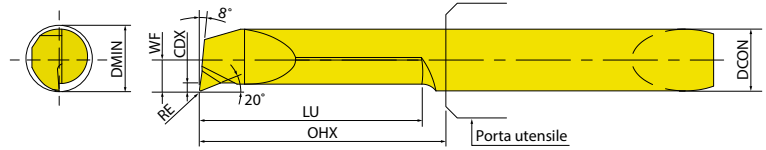
Refrigerante interno

Favorisce l'evacuazione truciolo e aumenta la vita dell'inserto

Panoramica dei prodotti

Series		KAPR (°)	DCON (mm)	Pag
BP	Barenatura & Profilatura	98	4&6	131
BO	Barenatura con Rompitruciolo	98		132
BF	Barenatura a 90°	90		133
PR	Profilatura	98		134
Series		CW (mm)	DCON (mm)	Pag
GR	Gole a sezione tonda	1.00-2.00	4&6	135
GS	Gole a sezione quadra	0.79-2.00		136
FI	Scanalatura frontale interna	1.00-3.00		137
FE	Scanalatura frontale esterna	1.00-3.00		137
Series		WF (mm)	DCON (mm)	Pag
CH	Smussatura	0.50-1.10	6	138
TH	Filettatura	2.00-2.95	4&6	139
Series		DCON _{WS} (mm)	DCON _{MS} (mm)	Pag
Corpi		4&6	12-25	140

BP - Barenatura & Profilatura



- Tabella velocità di taglio pag. 205
- Tabella generica materiali da lavorare pag. 206
- Tabella specifica materiali da pag. 207

KAPR	DCON (mm)	Descrizione	Codice	Grado	DMIN	LU	RE	CDX	WF	OHX	OAL
98°	4	NCBP4R - 10.04 - 005 - YG812	NCBP04R1004005T	YG812	1	4	0.05	0.1	0.45	13	28
		NCBP4R - 10.04 - 010 - YG812	NCBP04R1004010T		1	4	0.10	0.1	0.45	13	28
		NCBP4R - 10.06 - 005 - YG812	NCBP04R1006005T		1	6	0.05	0.1	0.45	13	28
		NCBP4R - 10.06 - 010 - YG812	NCBP04R1006010T		1	6	0.10	0.1	0.45	13	28
		NCBP4R - 17.06 - 005 - YG812	NCBP04R1706005T		1.7	6	0.05	0.2	0.7	13	28
		NCBP4R - 17.06 - 010 - YG812	NCBP04R1706010T		1.7	6	0.10	0.2	0.7	13	28
		NCBP4R - 17.09 - 005 - YG812	NCBP04R1709005T		1.7	9	0.05	0.2	0.7	13	28
		NCBP4R - 17.09 - 010 - YG812	NCBP04R1709010T		1.7	9	0.10	0.2	0.7	13	28
		NCBP4R - 22.06 - 005 - YG812	NCBP04R2206005T		2.2	6	0.05	0.2	0.95	13	28
		NCBP4R - 22.06 - 010 - YG812	NCBP04R2206010T		2.2	6	0.10	0.2	0.95	13	28
		NCBP4R - 22.09 - 005 - YG812	NCBP04R2209005T		2.2	9	0.05	0.2	0.95	13	28
		NCBP4R - 22.09 - 010 - YG812	NCBP04R2209010T		2.2	9	0.10	0.2	0.95	13	28
		NCBP4R - 22.13 - 010 - YG812	NCBP04R2213010T		2.2	13	0.10	0.2	0.95	18	33
		NCBP4R - 27.10 - 005 - YG812	NCBP04R2710005T		2.7	10	0.05	0.2	1.2	13	28
		NCBP4R - 27.10 - 015 - YG812	NCBP04R2710015T		2.7	10	0.15	0.2	1.2	13	28
		NCBP4R - 27.15 - 005 - YG812	NCBP04R2715005T		2.7	15	0.05	0.2	1.2	18	33
		NCBP4R - 27.15 - 015 - YG812	NCBP04R2715015T		2.7	15	0.15	0.2	1.2	18	33
		NCBP4R - 32.10 - 015 - YG812	NCBP04R3210015T		3.2	10	0.15	0.2	1.45	13	28
		NCBP4R - 32.15 - 015 - YG812	NCBP04R3215015T		3.2	15	0.15	0.2	1.45	18	33
		NCBP4R - 32.20 - 005 - YG812	NCBP04R3220005T		3.2	20	0.05	0.2	1.45	23	38
	NCBP4R - 32.20 - 015 - YG812	NCBP04R3220015T	3.2		20	0.15	0.2	1.45	23	38	
	NCBP4R - 42.10 - 015 - YG812	NCBP04R4210015T	4.2		10	0.15	0.3	1.95	13	28	
	NCBP4R - 42.15 - 005 - YG812	NCBP04R4215005T	4.2		15	0.05	0.3	1.95	18	33	
	NCBP4R - 42.15 - 015 - YG812	NCBP04R4215015T	4.2		15	0.15	0.3	1.95	18	33	
	NCBP4R - 42.20 - 005 - YG812	NCBP04R4220005T	4.2		20	0.05	0.3	1.95	23	38	
	NCBP4R - 42.20 - 015 - YG812	NCBP04R4220015T	4.2		20	0.15	0.3	1.95	23	38	
	NCBP4R - 42.25 - 005 - YG812	NCBP04R4225005T	4.2		25	0.05	0.3	1.95	28	43	
	NCBP4R - 42.25 - 015 - YG812	NCBP04R4225015T	4.2		25	0.15	0.3	1.95	28	43	
	6	NCBP6R - 62.15 - 020 - YG812	NCBP06R6215020T		6.2	15	0.20	0.5	2.95	20.5	43
		NCBP6R - 62.20 - 020 - YG812	NCBP06R6220020T		6.2	20	0.20	0.5	2.95	25.5	48
NCBP6R - 62.25 - 020 - YG812		NCBP06R6225020T	6.2	25	0.20	0.5	2.95	30.5	53		
NCBP6R - 62.30 - 020 - YG812		NCBP06R6230020T	6.2	30	0.20	0.5	2.95	35.5	58		
NCBP6R - 62.35 - 020 - YG812		NCBP06R6235020T	6.2	35	0.20	0.5	2.95	40.5	63		
NCBP6R - 62.40 - 020 - YG812		NCBP06R6240020T	6.2	40	0.20	0.5	2.95	45.5	68		

TORNTURA

TRONCATURA

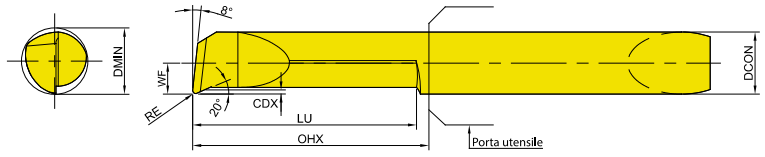
BARENATURA

FRESATURA

FORATURA

INFORMAZIONI TECNICHE

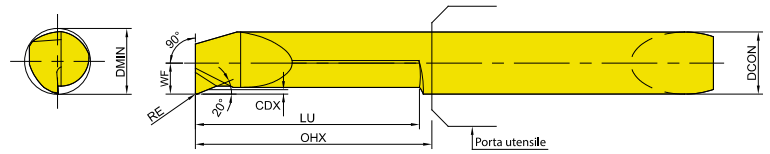
BO - Barenatura con Rompitruciolo



- Tabella velocità di taglio pag. 205
- Tabella generica materiali da lavorare pag. 206
- Tabella specifica materiali da pag. 207

KAPR	DCON (mm)	Descrizione	Codice	Grado	DMIN	LU	RE	CDX	WF	OHX	OAL
98°	4	NCBO4R - 10.06 - 005 - YG812	NCBO04R1006005T	YG812	1	6	0.05	0.1	0.45	13	28
		NCBO4R - 10.06 - 010 - YG812	NCBO04R1006010T		1	6	0.10	0.1	0.45	13	28
		NCBO4R - 17.09 - 005 - YG812	NCBO04R1709005T		1.7	9	0.05	0.2	0.7	13	28
		NCBO4R - 17.09 - 010 - YG812	NCBO04R1709010T		1.7	9	0.10	0.2	0.7	13	28
		NCBO4R - 22.09 - 005 - YG812	NCBO04R2209005T		2.2	9	0.05	0.2	0.95	13	28
		NCBO4R - 22.09 - 010 - YG812	NCBO04R2209010T		2.2	9	0.10	0.2	0.95	13	28
		NCBO4R - 22.13 - 010 - YG812	NCBO04R2213010T		2.2	13	0.10	0.2	0.95	18	33
		NCBO4R - 27.15 - 005 - YG812	NCBO04R2715005T		2.7	15	0.05	0.2	1.2	18	33
		NCBO4R - 27.15 - 015 - YG812	NCBO04R2715015T		2.7	15	0.15	0.2	1.2	18	33
		NCBO4R - 32.15 - 015 - YG812	NCBO04R3215015T		3.2	15	0.15	0.2	1.45	18	33
	NCBO4R - 32.20 - 005 - YG812	NCBO04R3220005T	3.2		20	0.05	0.2	1.45	23	38	
	NCBO4R - 32.20 - 015 - YG812	NCBO04R3220015T	3.2		20	0.15	0.2	1.45	23	38	
	NCBO4R - 42.20 - 005 - YG812	NCBO04R4220005T	4.2		20	0.05	0.3	1.95	23	38	
	NCBO4R - 42.20 - 015 - YG812	NCBO04R4220015T	4.2		20	0.15	0.3	1.95	23	38	
	NCBO4R - 42.25 - 005 - YG812	NCBO04R4225005T	4.2		25	0.05	0.3	1.95	28	43	
	NCBO4R - 42.25 - 015 - YG812	NCBO04R4225015T	4.2		25	0.15	0.3	1.95	28	43	
	6	NCBO6R - 62.15 - 020 - YG812	NCBO06R6215020T		6.2	15	0.20	0.5	2.95	20.5	43
		NCBO6R - 62.25 - 020 - YG812	NCBO06R6225020T		6.2	25	0.20	0.5	2.95	30.5	53
		NCBO6R - 62.30 - 020 - YG812	NCBO06R6230020T		6.2	30	0.20	0.5	2.95	35.5	58
		NCBO6R - 62.35 - 020 - YG812	NCBO06R6235020T		6.2	35	0.20	0.5	2.95	40.5	63
NCBO6R - 62.40 - 020 - YG812		NCBO06R6240020T	6.2	40	0.20	0.5	2.95	45.5	68		

BF - Barenatura a 90°



- Tabella velocità di taglio pag. 205
- Tabella generica materiali da lavorare pag. 206
- Tabella specifica materiali da pag. 207

KAPR	DCON (mm)	Descrizione	Codice	Grado	DMIN	LU	RE	CDX	WF	OHX	OAL
90°	4	NCBF4R - 10.04 - 010 - YG812	NCBF04R1004010T	YG812	1	4	0.10	0.1	0.45	13	28
		NCBF4R - 10.06 - 010 - YG812	NCBF04R1006010T		1	6	0.10	0.1	0.45	13	28
		NCBF4R - 17.06 - 010 - YG812	NCBF04R1706010T		1.7	6	0.10	0.2	0.7	13	28
		NCBF4R - 17.09 - 010 - YG812	NCBF04R1709010T		1.7	9	0.10	0.2	0.7	13	28
		NCBF4R - 22.06 - 010 - YG812	NCBF04R2206010T		2.2	6	0.10	0.2	0.95	13	28
		NCBF4R - 22.09 - 010 - YG812	NCBF04R2209010T		2.2	9	0.10	0.2	0.95	13	28
		NCBF4R - 22.13 - 010 - YG812	NCBF04R2213010T		2.2	13	0.10	0.2	0.95	18	33
		NCBF4R - 27.10 - 015 - YG812	NCBF04R2710015T		2.7	10	0.15	0.2	1.2	13	28
		NCBF4R - 27.15 - 015 - YG812	NCBF04R2715015T		2.7	15	0.15	0.2	1.2	18	33
		NCBF4R - 32.10 - 015 - YG812	NCBF04R3210015T		3.2	10	0.15	0.2	1.45	13	28
		NCBF4R - 32.15 - 015 - YG812	NCBF04R3215015T		3.2	15	0.15	0.2	1.45	18	33
		NCBF4R - 32.20 - 015 - YG812	NCBF04R3220015T		3.2	20	0.15	0.2	1.45	23	38
		NCBF4R - 42.10 - 015 - YG812	NCBF04R4210015T		4.2	10	0.15	0.3	1.95	13	28
		NCBF4R - 42.15 - 015 - YG812	NCBF04R4215015T		4.2	15	0.15	0.3	1.95	18	33
		NCBF4R - 42.20 - 015 - YG812	NCBF04R4220015T		4.2	20	0.15	0.3	1.95	23	38
	NCBF4R - 42.25 - 015 - YG812	NCBF04R4225015T	4.2	25	0.15	0.3	1.95	28	43		
	6	NCBF6R - 62.15 - 020 - YG812	NCBF06R6215020T	6.2	15	0.20	0.5	2.95	20.5	43	
		NCBF6R - 62.20 - 020 - YG812	NCBF06R6220020T	6.2	20	0.20	0.5	2.95	25.5	48	
		NCBF6R - 62.25 - 020 - YG812	NCBF06R6225020T	6.2	25	0.20	0.5	2.95	30.5	53	
		NCBF6R - 62.30 - 020 - YG812	NCBF06R6230020T	6.2	30	0.20	0.5	2.95	35.5	58	
		NCBF6R - 62.35 - 020 - YG812	NCBF06R6235020T	6.2	35	0.20	0.5	2.95	40.5	63	
NCBF6R - 62.40 - 020 - YG812		NCBF06R6240020T	6.2	40	0.20	0.5	2.95	45.5	68		

TORNTURA

TRONCATURA

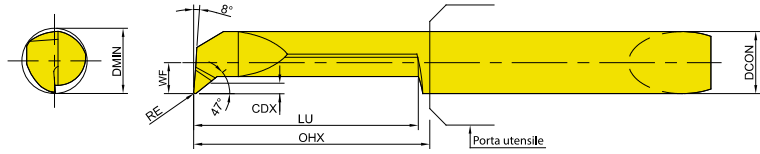
BARENATURA

FRESATURA

FORATURA

INFORMAZIONI TECNICHE

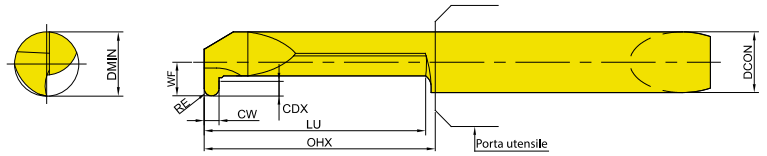
PR - Profilatura



- Tabella velocità di taglio pag. 205
- Tabella generica materiali da lavorare pag. 206
- Tabella specifica materiali da pag. 207

KAPR	DCON (mm)	Descrizione	Codice	Grado	DMIN	LU	RE	CDX	WF	OHX	OAL
98°	4	NCPR4R - 10.04 - 010 - YG812	NCPR04R1004010T	YG812	1	4	0.10	0.1	0.45	13	28
		NCPR4R - 10.06 - 010 - YG812	NCPR04R1006010T		1	6	0.10	0.1	0.45	13	28
		NCPR4R - 17.06 - 010 - YG812	NCPR04R1706010T		1.7	6	0.10	0.2	0.7	13	28
		NCPR4R - 17.09 - 010 - YG812	NCPR04R1709010T		1.7	9	0.10	0.2	0.7	13	28
		NCPR4R - 22.06 - 010 - YG812	NCPR04R2206010T		2.2	6	0.10	0.2	0.95	13	28
		NCPR4R - 22.09 - 010 - YG812	NCPR04R2209010T		2.2	9	0.10	0.2	0.95	13	28
		NCPR4R - 22.13 - 010 - YG812	NCPR04R2213010T		2.2	13	0.10	0.2	0.95	18	33
		NCPR4R - 27.10 - 015 - YG812	NCPR04R2710015T		2.7	10	0.15	0.2	1.2	13	28
		NCPR4R - 27.15 - 015 - YG812	NCPR04R2715015T		2.7	15	0.15	0.2	1.2	18	33
		NCPR4R - 32.10 - 015 - YG812	NCPR04R3210015T		3.2	10	0.15	0.2	1.45	13	28
	NCPR4R - 32.15 - 015 - YG812	NCPR04R3215015T	3.2		15	0.15	0.2	1.45	18	33	
	NCPR4R - 32.20 - 015 - YG812	NCPR04R3220015T	3.2		20	0.15	0.2	1.45	23	38	
	NCPR4R - 42.10 - 015 - YG812	NCPR04R4210015T	4.2		10	0.15	0.3	1.95	13	28	
	NCPR4R - 42.15 - 015 - YG812	NCPR04R4215015T	4.2		15	0.15	0.3	1.95	18	33	
	NCPR4R - 42.20 - 015 - YG812	NCPR04R4220015T	4.2		20	0.15	0.3	1.95	23	38	
	NCPR4R - 42.25 - 015 - YG812	NCPR04R4225015T	4.2		25	0.15	0.3	1.95	28	43	
	6	NCPR6R - 62.15 - 020 - YG812	NCPR06R6215020T		6.2	15	0.20	0.5	2.95	20.5	43
		NCPR6R - 62.20 - 020 - YG812	NCPR06R6220020T		6.2	20	0.20	0.5	2.95	25.5	48
		NCPR6R - 62.25 - 020 - YG812	NCPR06R6225020T		6.2	25	0.20	0.5	2.95	30.5	53
		NCPR6R - 62.30 - 015 - YG812	NCPR06R6230015T		6.2	30	0.15	0.5	2.95	35.5	58
NCPR6R - 62.30 - 020 - YG812		NCPR06R6230020T	6.2	30	0.20	0.5	2.95	35.5	58		
NCPR6R - 62.35 - 020 - YG812		NCPR06R6235020T	6.2	35	0.20	0.5	2.95	40.5	63		
NCPR6R - 62.40 - 020 - YG812		NCPR06R6240020T	6.2	40	0.20	0.5	2.95	45.5	68		

GR - Gole a sezione tonda



- Tabella velocità di taglio pag. 205
- Tabella generica materiali da lavorare pag. 206
- Tabella specifica materiali da pag. 207

DCON (mm)	Descrizione	Codice	Grado	DMIN	LU	RE	CW	CDX	WF	OHX	OAL
4	NCGR4R - 42.15 - 10x08 - YG812	NCGR04R4215100T	YG812	4.2	15	0.5	1.0	0.8	1.95	18	33
	NCGR4R - 42.15 - 12x08 - YG812	NCGR04R4215120T		4.2	15	0.58	1.2	0.8	1.95	18	33
	NCGR4R - 42.15 - 15x08 - YG812	NCGR04R4215150T		4.2	15	0.75	1.5	1	1.95	18	33
	NCGR4R - 42.15 - 16x08 - YG812	NCGR04R4215160T		4.2	15	0.81	1.6	1	1.95	18	33
6	NCGR6R - 62.25 - 10x18 - YG812	NCGR06R6225100T		6.2	25	0.5	1.0	1.8	2.95	30.5	53
	NCGR6R - 62.25 - 15x18 - YG812	NCGR06R6225150T		6.2	25	0.75	1.5	1.8	2.95	30.5	53
	NCGR6R - 62.25 - 16x18 - YG812	NCGR06R6225160T		6.2	25	0.81	1.6	1.8	2.95	30.5	53
	NCGR6R - 62.25 - 20x18 - YG812	NCGR06R6225200T		6.2	25	1	2.0	1.8	2.95	30.5	53

TORNTURA

TRONCATURA

BARENTURA

FRESATURA

FORATURA

INFORMAZIONI TECNICHE

GS - Gole a sezione quadra

TORNITURA

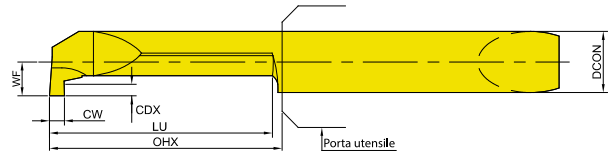
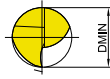
TRONCATURA

BARETTATURA

FRESATURA

FORATURA

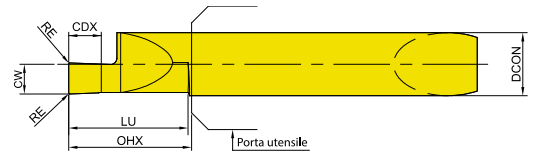
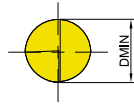
INFORMAZIONI TECNICHE



- Tabella velocità di taglio pag. 205
- Tabella generica materiali da lavorare pag. 206
- Tabella specifica materiali da pag. 207

DCON (mm)	Descrizione	Codice	Grado	DMIN	LU	CW	CDX	WF	OHX	OAL
4	NCGS4R - 42.10 - 079x08 - YG812	NCGS04R4210079T	YG812	4.2	10	0.79	0.8	1.95	13	38
	NCGS4R - 42.15 - 079x08 - YG812	NCGS04R4215079T		4.2	15	0.79	0.8	1.95	18	43
	NCGS4R - 42.20 - 079x08 - YG812	NCGS04R4220079T		4.2	20	0.79	0.8	1.95	23	48
	NCGS4R - 42.10 - 100x08 - YG812	NCGS04R4210100T		4.2	10	1.00	0.8	1.95	13	38
	NCGS4R - 42.15 - 100x08 - YG812	NCGS04R4215100T		4.2	15	1.00	0.8	1.95	18	43
	NCGS4R - 42.20 - 100x08 - YG812	NCGS04R4220100T		4.2	20	1.00	0.8	1.95	23	48
6	NCGS6R - 62.10 - 079x18 - YG812	NCGS06R6210079T	YG812	6.2	10	0.79	1.8	2.95	15.5	38
	NCGS6R - 62.15 - 079x18 - YG812	NCGS06R6215079T		6.2	15	0.79	1.8	2.95	20.5	43
	NCGS6R - 62.25 - 079x18 - YG812	NCGS06R6225079T		6.2	25	0.79	1.8	2.95	30.5	53
	NCGS6R - 62.35 - 079x18 - YG812	NCGS06R6235079T		6.2	35	0.79	1.8	2.95	40.5	63
	NCGS6R - 62.10 - 100x18 - YG812	NCGS06R6210100T		6.2	10	1.00	1.8	2.95	15.5	38
	NCGS6R - 62.15 - 100x18 - YG812	NCGS06R6215100T		6.2	15	1.00	1.8	2.95	20.5	43
	NCGS6R - 62.25 - 100x18 - YG812	NCGS06R6225100T		6.2	25	1.00	1.8	2.95	30.5	53
	NCGS6R - 62.35 - 100x18 - YG812	NCGS06R6235100T		6.2	35	1.00	1.8	2.95	40.5	63
	NCGS6R - 62.10 - 117x18 - YG812	NCGS06R6210117T		6.2	10	1.17	1.8	2.95	15.5	38
	NCGS6R - 62.15 - 117x18 - YG812	NCGS06R6215117T		6.2	15	1.17	1.8	2.95	20.5	43
	NCGS6R - 62.25 - 117x18 - YG812	NCGS06R6225117T		6.2	25	1.17	1.8	2.95	30.5	53
	NCGS6R - 62.35 - 117x18 - YG812	NCGS06R6235117T		6.2	35	1.17	1.8	2.95	40.5	63
	NCGS6R - 62.10 - 150x18 - YG812	NCGS06R6210150T		6.2	10	1.50	1.8	2.95	15.5	38
	NCGS6R - 62.15 - 150x18 - YG812	NCGS06R6215150T		6.2	15	1.50	1.8	2.95	20.5	43
	NCGS6R - 62.25 - 150x18 - YG812	NCGS06R6225150T		6.2	25	1.50	1.8	2.95	30.5	53
	NCGS6R - 62.35 - 150x18 - YG812	NCGS06R6235150T		6.2	35	1.50	1.8	2.95	40.5	63
	NCGS6R - 62.10 - 157x18 - YG812	NCGS06R6210157T		6.2	10	1.57	1.8	2.95	15.5	38
	NCGS6R - 62.15 - 157x18 - YG812	NCGS06R6215157T		6.2	15	1.57	1.8	2.95	20.5	43
	NCGS6R - 62.25 - 157x18 - YG812	NCGS06R6225157T		6.2	25	1.57	1.8	2.95	30.5	53
	NCGS6R - 62.35 - 157x18 - YG812	NCGS06R6235157T		6.2	35	1.57	1.8	2.95	40.5	63
	NCGS6R - 62.10 - 198x18 - YG812	NCGS06R6210198T		6.2	10	1.98	1.8	2.95	15.5	38
	NCGS6R - 62.15 - 198x18 - YG812	NCGS06R6215198T		6.2	15	1.98	1.8	2.95	20.5	43
	NCGS6R - 62.25 - 198x18 - YG812	NCGS06R6225198T		6.2	25	1.98	1.8	2.95	30.5	53
	NCGS6R - 62.30 - 198x18 - YG812	NCGS06R6230198T		6.2	30	1.98	1.8	2.95	35.5	58
NCGS6R - 62.10 - 200x18 - YG812	NCGS06R6210200T	6.2	10	2.00	1.8	2.95	15.5	38		
NCGS6R - 62.15 - 200x18 - YG812	NCGS06R6215200T	6.2	15	2.00	1.8	2.95	20.5	43		
NCGS6R - 62.25 - 200x18 - YG812	NCGS06R6225200T	6.2	25	2.00	1.8	2.95	30.5	53		

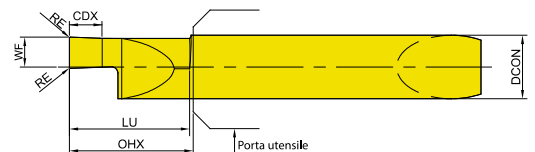
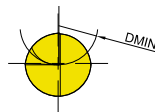
FI - Scanalatura frontale interna



- Tabella velocità di taglio pag. 205
- Tabella generica materiali da lavorare pag. 206
- Tabella specifica materiali da pag. 207

DCON (mm)	Descrizione	Codice	Grado	DMIN	LU	RE	CW	CDX	WF	OHX	OAL
6	NCFI6R - 62.15 - 10x20 - YG812	NCFI06R6215010T	YG812	6.2	15	0.1	1.0	2.0	2.95	20.5	43
	NCFI6R - 62.15 - 15x30 - YG812	NCFI06R6215015T		6.2	15	0.1	1.5	3.0	2.95	20.5	43
	NCFI6R - 62.15 - 20x40 - YG812	NCFI06R6215020T		6.2	15	0.1	2.0	4.0	2.95	20.5	43
	NCFI6R - 62.15 - 25x50 - YG812	NCFI06R6215025T		6.2	15	0.1	2.5	5.0	2.95	20.5	43
	NCFI6R - 62.15 - 30x60 - YG812	NCFI06R6215030T		6.2	15	0.1	3.0	6.0	2.95	20.5	43

FE - Scanalatura frontale esterna

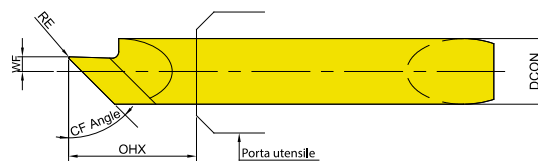
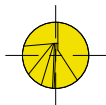


- Tabella velocità di taglio pag.205
- Tabella generica materiali da lavorare pag.206
- Tabella specifica materiali da pag.207

DCON (mm)	Descrizione	Codice	Grado	DMIN	LU	RE	CW	CDX	WF	OHX	OAL
6	NCFE6R - 62.15 - 10x20 - YG812	NCFE06R6215010T	YG812	6.2	15	0.1	1.0	2.0	2.95	20.5	43
	NCFE6R - 62.15 - 15x30 - YG812	NCFE06R6215015T		6.2	15	0.1	1.5	3.0	2.95	20.5	43
	NCFE6R - 62.15 - 20x40 - YG812	NCFE06R6215020T		6.2	15	0.1	2.0	4.0	2.95	20.5	43
	NCFE6R - 62.15 - 25x50 - YG812	NCFE06R6215025T		6.2	15	0.1	2.5	5.0	2.95	20.5	43
	NCFE6R - 62.15 - 30x60 - YG812	NCFE06R6215030T		6.2	15	0.1	3.0	6.0	2.95	20.5	43

CH - Smussatura

TORNITURA



- Tabella velocità di taglio pag. 205
- Tabella generica materiali da lavorare pag. 206
- Tabella specifica materiali da pag. 207

TRONCATURA

KAPR	DCON (mm)	Descrizione	Codice	Grado	DMIN	RE	CDX	WF	OHX	OAL
45°	6	NCCH6R - 10.03 - 45 - YG812	NCCH06R103045T	YG812	1.0	0.2	3.5	1.1	15.5	38
60°		NCCH6R - 10.04 - 60 - YG812	NCCH06R103060T		1.0	0.2	4	0.5	15.5	38

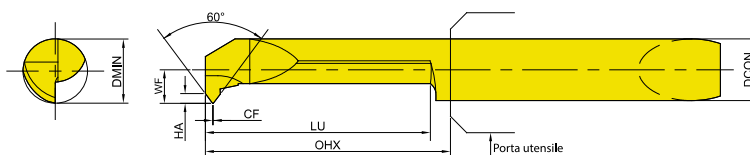
BARENATURA

FRESATURA

FORATURA

INFORMAZIONI TECNICHE

TH - Filettatura



- Tabella velocità di taglio pag. 205
- Tabella generica materiali da lavorare pag. 206
- Tabella specifica materiali da pag. 207

* P-60 : Profilo parziale 60°

DCON (mm)	Descrizione	Codice	Grado	DMIN	LU	TPN	TPX	WF	HA	CF	OHX	OAL
4	NCTH04R - 42.15 - 050 - P - 60 - YG812	NCTV04R4215050T	YG812	4.2	15	0.50	0.70	2	0.45	0.06	18	33
	NCTH04R - 42.15 - 075 - P - 60 - YG812	NCTV04R4215075T		4.2	15	0.75	1.00	2.35	0.65	0.09	18	33
	NCTH04R - 42.15 - 100 - P - 60 - YG812	NCTV04R4215100T		4.2	15	1.00	1.25	2.25	0.8	0.12	18	33
6	NCTH06R - 62.15 - 100 - P - 60 - YG812	NCTV06R6215100T		6.2	15	1.00	1.25	2.95	0.8	0.12	20.5	43
	NCTH06R - 62.15 - 125 - P - 60 - YG812	NCTV06R6215125T		6.2	15	1.25	1.50	2.3	0.97	0.15	20.5	43
	NCTH06R - 62.15 - 150 - P - 60 - YG812	NCTV06R6215150T		6.2	15	1.50	1.75	2.95	1.14	0.18	20.5	43

TORNITURA

TRONCATURA

BARETTATURA

FRESATURA

FORATURA

INFORMAZIONI TECNICHE

Corpi

TORNITURA

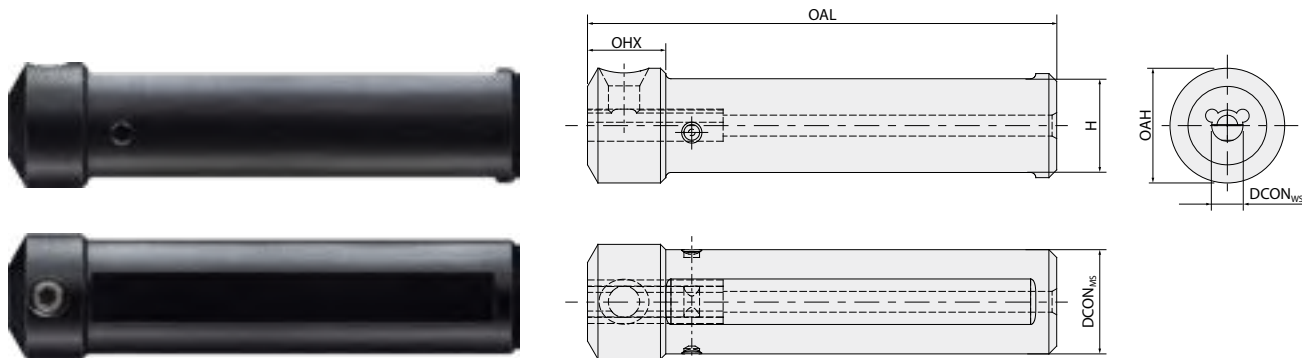
TRONCATURA

BARENATURA

FRESATURA

FORATURA

INFORMAZIONI TECNICHE



Dim. Insetto (DCON _{MS})	Descrizione	Codice	DCON _{MS}	OAL	H	OAH	OHX
4	NCHI - 12.4	ZBR0400012	12	70	10	15.5	14
	NCHI - 16.4	ZBR0400016	16	75	14	17.5	
	NCHI - 20.4	ZBR0400020	20	90	18	20	
	NCHI - 22.4	ZBR0400022	22	110	20	22	
	NCHI - 25.4	ZBR0400025	25	110	23	25	
6	NCHI - 12.6	ZBR0600012	12	70	10	16.5	
	NCHI - 16.6	ZBR0600016	16	75	14	18.5	
	NCHI - 20.6	ZBR0600020	20	90	18	22	
	NCHI - 22.6	ZBR0600022	22	110	20	22	
	NCHI - 25.6	ZBR0600025	25	110	23	25	



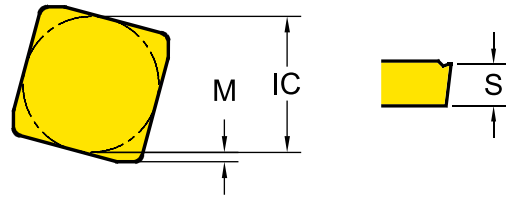
FRESATURA

Chiavi di lettura codici ISO - Inserti di fresatura

1	2	3	4	5	6	7	8	9	10
A	P	K	T	16	04	08	(PDTR	-TR)	YG602
Forma	Spoglia	Tolleranze	Tipo inserto	Lato	Spessore (S)	Raggio	Geometria	Rompitruciolo	Grado

1 - Forma dell'inserto

Simbolo	Forma	
H	Esagonale	
O	Ottagonale	
P	Pentagonale	
S	Quadrato	
T	Triangolare	
V	Rombico 35°	
W	Trigono	
L	Rettangolare	
A	Parallelogramma 80°	
R	Tondo	



3 - Classi di tolleranza

Simbolo	Cerchio inscritto IC (mm)	Altezza inserto M (mm)	Spessore S (mm)
C	± 0.025	± 0.013	± 0.025
E	± 0.025	± 0.025	± 0.025
G	± 0.025	± 0.025	± 0.13
H	± 0.013	± 0.013	± 0.025
K*	± 0.05 ~ 0.15*	± 0.013	± 0.025
M*	± 0.05 ~ 0.15*	± 0.08 ~ 0.2*	± 0.13
U*	± 0.08 ~ 0.25*	± 0.13 ~ 0.38*	± 0.13

* La tolleranza è diversa in base alla dimensione del cerchio inscritto
Riferimento ISO 1832

4 - Fissaggio & Rompitruciolo

Simbolo	Serraggio	Rompitruciolo	Figura
N	Senza foro	X	
R		Monolaterale	
W	Foro vite	X	
T		Monolaterale	
U		Bilaterale	
X		Speciale	

2 - Angolo di spoglia inferiore

Simbolo	Angolo di spoglia inferiore (AN)	
N	0°	
B	5°	
C	7°	
P	11°	
D	15°	
E	20°	
F	25°	
O	Speciale	

5 - Dimensione inserto

6 - Spessore inserto (S)

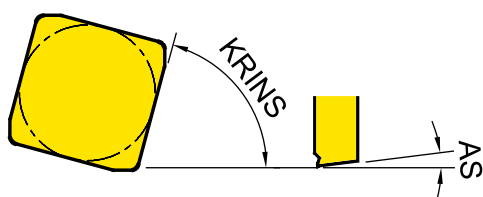
Chiavi di lettura codici ISO - Inserti di fresatura

1	2	3	4	5	6	7	8	9	10
A	P	K	T	16	04	08	(PDTR -TR)	YG602	
Forma	Spoglia	Tolleranze	Tipo inserto	Lato	Spessore (S)	Raggio	Geometria	Rompitruciolo	Grado

7 - Raggio inserto (RE)

Metrico	Raggio - RE (mm)	Metrico	Raggio - RE (mm)
04	0.4	16	1.6
08	0.8	20	2.0
12	1.2	24	2.4

8 - Geometria inserto



8-1 P Angolo tagliente KRINS	8-2 D Angolo lato raschiante (AS)	8-3 T Preparazione del tagliente	8-4 R Direzione di taglio
--	---	--	---

*Per altri tipi consultare pagina 148

8-1 - Angolo tagliente (KRINS)

Simbolo	Angolo tagliente KRINS
P	90°
A	45°
D	60°
E	75°
F	85°
Z	Speciale

8-3 - Preparazione del tagliente

Simbolo	Preparazione del tagliente
F	Affilato
E	Onato
T	Smussato
S	Smusso più onatura

8-2 - Angolo lato raschiante (AS)

Simbolo	Angolo lato raschiante (AS)
N	0°
P	11°
D	15°
E	20°
F	25°
Z	Speciale

8-4 - Direzione di taglio

Simbolo	Direzione di taglio
R	Destro
N	Neutro
L	Sinistro

Codifica corpi

TORNITURA

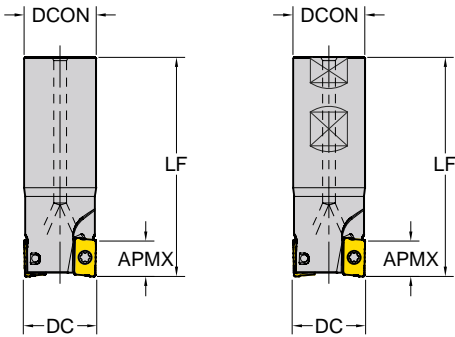
TRONCATURA

BARENATURA

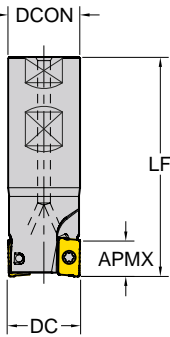
FRESATURA

FORATURA

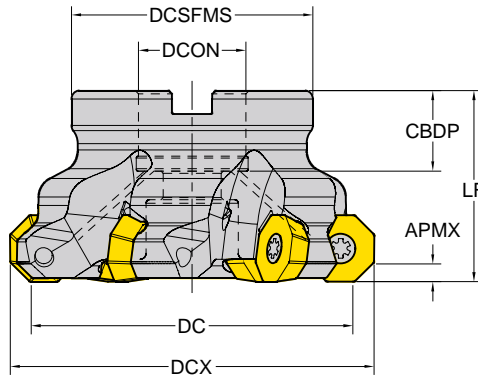
INFORMAZIONI TECNICHE



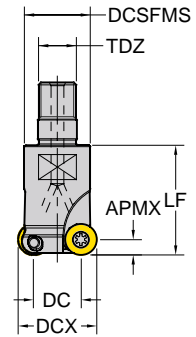
<C> Cilindrico



<W> Weldon



<S> Manicotto



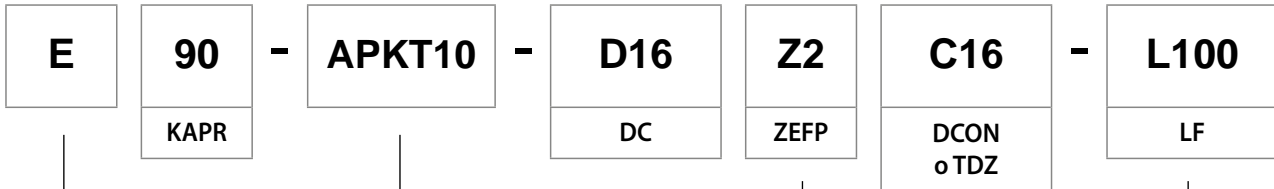
<M> Modulare

Angolo di registrazione
(90°)

Diametro tagliente
(Ø16)

Tipo attacco e diametro

C - Cilindrico W - Weldon
S - Manicotto M - Modulare
(Cilindrico Ø16)



Tipo fresa

E - Gambo cilindrico
F - Per spianatura
M - Modulare

Tipo inserto

(APKT 10)

Numero taglienti periferici

(Z=2)

Lunghezza utile

(100mm)

Panoramica corpi di fresatura

Spianatura



	Per inserti ottagonali	Per inserti pentagonali	Per inserti quadri negativi	Per inserti quadri positivi
Corpi				
Attacco	<S> Manicotto	<S> Manicotto	<S> Manicotto	<S> Manicotto
Pag.	149	150	151	152

Spallamento a 90°



	Corpi per inserti APKT				Corpi per inserti Trigoni		
Corpi							
Attacco	<S> Manicotto	<W> Weldon	<C> Cilindrico	<M> Modulare	<S> Manicotto	<W> Weldon	<C> Cilindrico
Pag.	166	166	166	166	168	168	168

Copiatura



	Corpi per inserti tondi		
Corpi			
Attacco	<S> Manicotto	<C> Cilindrico	<M> Modulare
Pag.	178	178	180

Sgrossatura ad elevato avanzamento



	Corpi per inserti High Feed negativi			Corpi per inserti High Feed positivi
Corpi				
Attacco	<S> Manicotto	<C> Cilindrico	<M> Modulare	<S> Manicotto
Pag.	184	184	184	186

Prolunghe per corpi modulari

Steli in acciaio con attacco filettato

Corpo	
Pag.	180

Panoramica inserti di fresatura

A Parallelogramma	 Positivo	ADKT	ADKT 1505	p. 170
		AOMT	AOMT 1236	p. 170
		APGT	APGT 1003, 1604	p. 171
		APKT	APKT 1003, 1604	p. 171
		APMT	APMT 1135, 1504, 1604	p. 173
		APXT	APXT 1135, 1604	p. 172
E 4 Angoli	 Negativo	ENMX	ENMX 0604 ENMX 0905	p. 187
O Ottagonale	 Positivo	ODMT / ODMW	ODMT / ODMW 0605	p. 153
		OFER	OFER 0704	p. 154
	OFMT	OFMT 05T3		
	 Negativo	ONHU / ONMU	ONHU / ONMU 0806	p. 155
P Pentagonale	 Negativo	PNMU	PNMU1206	p. 156
R Tondo	 Positivo	RDKT / RDKW	RDKT 0802, 10T3, 1204, 1604 RDKW 0501, 0702, 0802, 10T3, 1204	p. 181
		RDMT / RDMW	RDMT 0802, 0803, 10T3, 1204 RDMW 0802, 10T3, 1204	p. 182
		RPMT / RPMW	RPMT 08T2, 10T3, 1204 RPMW 1003, 1204	p. 183
S Quadrato	 High Feed	SDMT / SDMW	SDMT 1204, SDMW 1204	p. 190
	 Positivo	SDCN / SDKN	SDCN, SDKN 1203, 1504	p. 157
		SEGT	SEGT12T3, 1204	p. 160
		SEKN / SEKR	SEKN, SEKR 1203	p. 158
		SEKT	SEKT 12T3, 1204	p. 159
		SEMT	SEMT1204, 13T3	p. 161
		SPMT	SPMT 1204	p. 164
	 Negativo	SNMX	SNMX1206	p. 162
	 ISO	SPCN / SPKN / SPKR	SPCN 1203, 1504 SPKN 1203, 1504 SPKR 1203	p. 163
		SPUN	SPUN 1203	p. 165
T Triangolare	 Positivo	TPCT / TPKT	TPCT 1104, TPCT 1605 TPKT 1104, TPKT 1605	p. 176
	 ISO	TPCN / TPKN / TPKR	TPCN 2204 TPKN 1603, 2204 TPKR 1603, 2204	p. 174
		TPUN	TPUN 1603	p. 175

Gradi di fresatura

Gradi di fresatura	P Acciai					M Inox				K Ghisa				N Non ferrosi				S Superleghe				H Acciai temprati			
	P05	P15	P25	P35	P45	M05	M15	M25	M35	K05	K15	K25	K35	N05	N15	N25	N35	S05	S15	S25	S35	H05	H15	H25	H35
PVD	YG012	012																	012						
	YG712	712																							
	YG713	713																							
	YG612	612					612												612						
	YG622	622									622														
	YG602	602					602				602								602						
	YG613	613					613																		
	YG501										501														
CVD	YG5020										5020														
-	YG50														50										

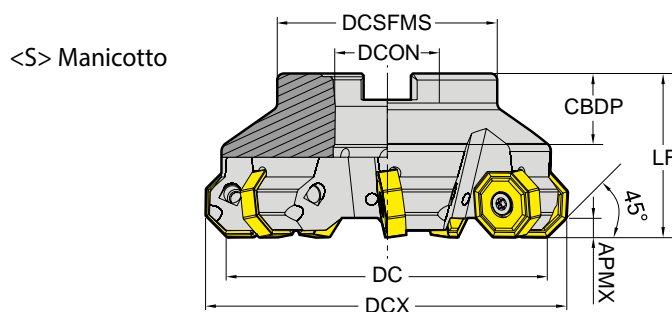
YG012 H10 - H30 P10 - P30		Grado per acciai temprati e pre-temprati fino HRC50 • Substrato con buona bilanciatura tra usura e tenacità • Il rivestimento consente un'eccellente resistenza alla scheggiatura, all'ossidazione e un'ottima resistenza all'usura sul fianco
YG712 P10 - P30		Grado di fresatura per applicazioni medie su acciaio • Eccellente resistenza all'usura e tenacità nelle lavorazioni in alta velocità • Rivestimento ad elevata durezza e resistenza all'ossidazione
YG713 P15 - P25		Grado di fresatura per applicazioni generali • Rivestimento TiAlN multi strato ad elevata resistenza alla craterizzazione e usura sul fianco
YG612 P20 - P40 M20 - M40 S20 - S40		Grado per elevata resistenza all'usura e alla scheggiatura utensile • Lo speciale rivestimento Multi-Nano previene le crepe e garantisce una durata prevedibile dell'utensile • Il grado universale può garantire una durata stabile per molti tipi di materiale
YG622 P20 - P35 K20 - K40		Grado per applicazioni generali su acciai e ghise • Grado ottimizzato per acciai alto legati e pre-induriti • Eccellente durezza a caldo e all'ossidazione ad elevate velocità
YG602 P20 - P35 M20 - M40 K20 - K40 S15 - S25		Grado universale per applicazioni generiche di fresatura • Rivestimento PVD con eccellente stabilità termica

Gradi e rompitruccioli di fresatura

TORNATURA	YG613 P30 - P50 M30 - M40	 PVD - TiAlN	Grado di fresatura per acciaio Inox <ul style="list-style-type: none"> • Nuovo rivestimento a ridotto coefficiente di attrito con sub strato ad elevata tenacità • Il sub strato tenace consente eccellenti performance su inox.
TRONCATURA	YG501 K05 - K25	 PVD - TiAlN	Grado particolarmente indicato su materiali abrasivi quale Ghisa <ul style="list-style-type: none"> • Sub-strato progettato con elevata resistenza all'usura • Altamente resistente nelle lavorazioni di Ghisa
BARENATURA	YG5020 K01 - K30	 CVD - TiCN - Al ₂ O ₃	Qualità CVD, grado per ghisa <ul style="list-style-type: none"> • Prima scelta per fresatura di ghisa • Eccellente resistenza all'usura per una maggiore vita utensile • Substrato tenace resistente alla scheggiatura
FRESATURA	YG50 N05 - N20	 Uncoated	Grado non rivestito per lavorazioni di leghe di Alluminio <ul style="list-style-type: none"> • Sub-strato ad alta resistenza all'usura • Superfici lappate per prevenire la formazione del tagliente di riporto

P	M	K	N	S	H			
			N			-AL		• Per alluminio (Geometria molto affilata)
	M			S		-ST		• Per acciai inox e Superleghe (Geometria affilata)
P	M	K				Generico		• Prima scelta per applicazioni generiche
P		K				-TR		• Per acciai tenaci, trattati termicamente (Geometria rinforzata)
P		K			H	...W / ...N		• Per acciai induriti e ghise (Geometria protetta - fascetta negativa)

Frese per spianatura a 45° - Inserti negativi 16 taglienti ONHU / ONMU



ZEFP: Numero di taglienti effettivi periferici (ZEFP)
 CBDP: Profondità del foro di centraggio della connessione

unità: mm

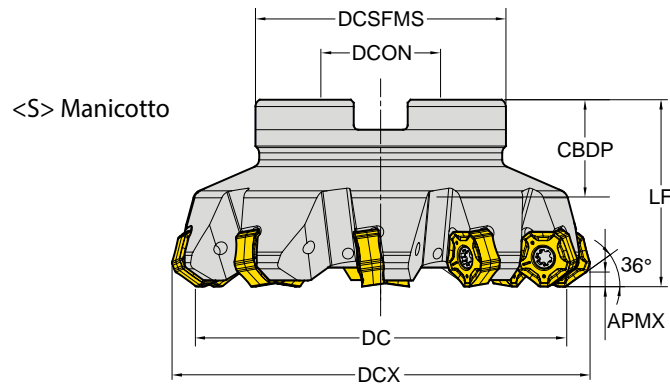
Series	APMX	Descrizione	Codice	DC	DCX	ZEFP	LF	Tipo	DCON	CBDP	DCSFMS	
ONMU ONHU	5.5	F45-ONMU08-D63Z5S22-H	17O00001	63	75,53	5	40	S	22	20	49	●
		F45-ONMU08-D80Z6S27-H	17O00006	80	92,38	6	50		27	25	58	●
		F45-ONMU08-D100Z7S32-H	17O00011	100	112,37	7	50		32	26	67	●
		F45-ONMU08-D125Z8S40	17O00016	125	137,37	8	63		40	32	87	X
		F45-ONMU08-D160Z10S40	17O00026	160	172,36	10	63		40	32	107	X
		F45-ONMU08-D200Z12S60	17O00031	200	212,36	12	63		60	40	130	X
		F45-ONMU08-D315Z16S60	17O00041	315	327,35	16	63		60	40	220	X

- Inserti a pagina 155

● Ricambi

Corpo	Vite inserto	Vite montaggio	Chiave
17O00001	ST081	ST011	KT021
17O00006	ST081	ST016	KT021
17O00011	ST081	ST021	KT021
17O00016	ST081	-	KT021
17O00026	ST081	-	KT021
17O00031	ST081	-	KT021
17O00041	ST081	-	KT021

Frese per spianatura a 36° - Inserti negativi a 10 taglienti PNMU



ZEFP: Numero di taglienti effettivi periferici (ZEFP)
CBDP: Profondità del foro di centraggio della connessione

unità: mm

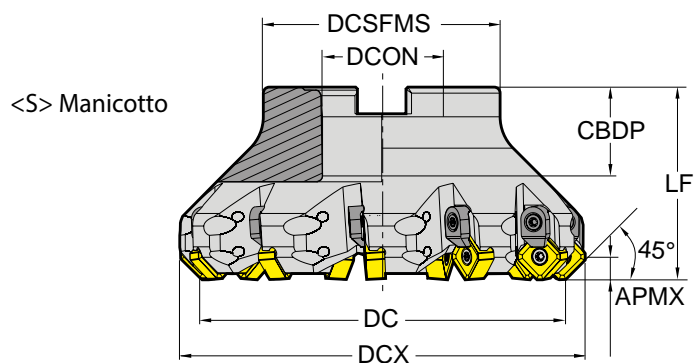
Series	APMX	Descrizione	Codice	DC	DCX	ZEFP	LF	Tipo	DCON	CBDP	DCSFMS	
PNMU 1206	4.0	F36 - PNMU12 - D50Z4S22	17000774	50	63.6	4	40	S	22	20	42	●
		F36 - PNMU12 - D50Z5S22	17000785	50	63.6	5	40		22	20	42	●
		F36 - PNMU12 - D63Z5S22	17000775	63	76.6	5	40		22	20	48	●
		F36 - PNMU12 - D63Z6S22	17000483	63	76.6	6	40		22	20	48	●
		F36 - PNMU12 - D80Z6S27	17000826	80	93.6	6	50		27	23	58	●
		F36 - PNMU12 - D80Z8S27	17000466	80	93.6	8	50		27	23	58	●
		F36 - PNMU12 - D100Z7S32	17000827	100	113.6	7	50		32	26	67	●
		F36 - PNMU12 - D100Z10S32	17000467	100	113.6	10	50		32	26	67	●
		F36 - PNMU12 - D125Z10S40	17000786	125	138.6	10	63		40	29	89	●

- Inserti a pagina 156

● Ricambi

Corpo	Vite inserto	Chiave
PNMU 1206	18000006	18000217

Frese per spianatura a 45° - Inserti negativi a 8 taglienti SNMX



ZEFP: Numero di taglienti effettivi periferici (ZEFP)
CBDP: Profondità del foro di centraggio della connessione

unità: mm

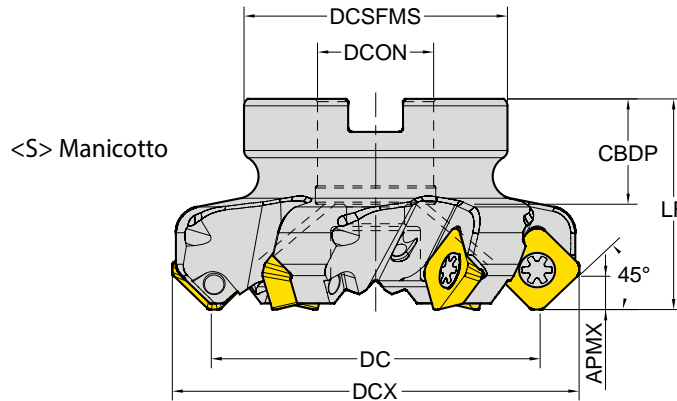
Series	APMX	Descrizione	Codice	DC	DCX	ZEFP	LF	Tipo	DCON	CBDP	DCSFMS	
SNMX 1206	6.0	F45 - SNMX12 - D50Z4S22 - H	17T00051	50	63,15	4	42	S	22	22	42	●
		F45 - SNMX12 - D50Z5S22 - H	17T00056	50	63,15	5	42		22	22	42	●
		F45 - SNMX12 - D63Z6S22 - H	17T00061	63	76,15	6	42		22	22	48	●
		F45 - SNMX12 - D63Z7S22 - H	17T00066	63	76,15	7	42		22	22	48	●
		F45 - SNMX12 - D80Z7S27 - H	17T00071	80	93,25	7	52		27	25	58	●
		F45 - SNMX12 - D80Z8S27 - H	17T00076	80	93,25	8	52		27	25	58	●
		F45 - SNMX12 - D100Z8S32 - H	17T00081	100	113,25	8	52		32	26	67	●
		F45 - SNMX12 - D100Z10S32 - H	17T00086	100	113,25	10	52		32	26	67	●
		F45 - SNMX12 - D125Z11S40	17T00091	125	138,06	11	65		40	32	80	X
		F45 - SNMX12 - D160Z12S40	17T00096	160	173,06	12	65		40	32	110	X
		F45 - SNMX12 - D200Z14S60	17T00101	200	213,06	14	65		60	40	130	X

- Inserti a pagina 162

● Ricambi

Corpo	Vite inserto	Staffa	Vite staffa	Vite montaggio	Chiave
17T00051	ST061	ST062	ST061	ST001	KT011
17T00056	ST061	ST062	ST061	ST001	KT011
17T00061	ST061	ST062	ST061	ST001	KT011
17T00066	ST061	ST062	ST061	ST001	KT011
17T00071	ST061	ST062	ST061	ST016	KT011
17T00076	ST061	ST062	ST061	ST016	KT011
17T00081	ST061	ST062	ST061	ST021	KT011
17T00086	ST061	ST062	ST061	ST021	KT011
17T00091	ST061	ST062	ST061	-	KT011
17T00096	ST061	ST062	ST061	-	KT011
17T00101	ST061	ST062	ST061	-	KT011

Frese per spianatura a 45° - Inserti positivi 4 taglienti SEGT 12T3 / SEKT 12T3



ZAFP: Numero di taglienti effettivi periferici (ZAFP)
CBDP: Profondità del foro di centraggio della connessione

unità: mm

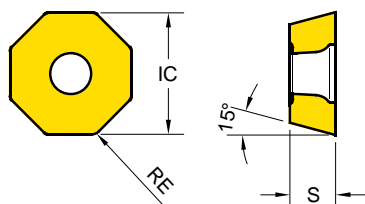
Series	APMX	Descrizione	Codice	DC	DCX	ZAFP	LF	Tipo	DCON	CBDP	DCSFMS	
SEGT SEKT 12T3	6.0	F45 - SEKT12 - D50Z4S22 - H	17T00001	50	63,3	4	40	S	22	22	48	●
		F45 - SEKT12 - D63Z5S22 - H	17T00006	63	76,23	5	40		22	22	48	●
		F45 - SEKT12 - D80Z6S27 - H	17T00011	80	93,25	6	50		27	25	58	●
		F45 - SEKT12 - D100Z7S32 - H	17T00016	100	113,2	7	50		32	26	65	●
		F45 - SEKT12 - D125Z8S40	17T00021	125	138,17	8	63		40	32	85	X
		F45 - SEKT12 - D160Z10S40	17T00026	160	173,14	10	63		40	32	110	X

- Inserti a pagina 159

● Ricambi

Corpo	Vite inserto	Vite montaggio	Chiave
17T00001	ST046	ST001	KT011
17T00006	ST046	ST001	KT011
17T00011	ST046	ST016	KT011
17T00016	ST046	ST021	KT011
17T00021	ST046	-	KT011
17T00026	ST046	-	KT011

Inserti di fresatura ODMT / ODMW



Series	IC	S
ODM* 0605	15.9	5.6

- Tabella velocità di taglio pag.205
- Tabella generica materiali da lavorare pag.206
- Tabella specifica materiali da pag.207
- Conversione geometrie e gradi pag.223

Descrizione	Grado	RE (mm)	Fz (mm/dente)	BS (mm)	Codice
ODMT 060508	YG713	0.8	0.05 ~ 0.30	-	12000659
	YG622				12000438
	YG602				12000030
	YG613				12000675
ODMW 060508	YG602	0.8	0.05 ~ 0.30	-	12000031

TORNITURA

TRONCATURA

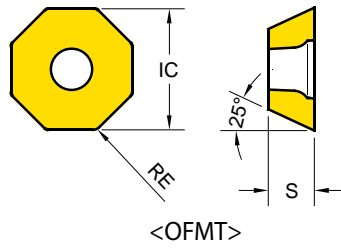
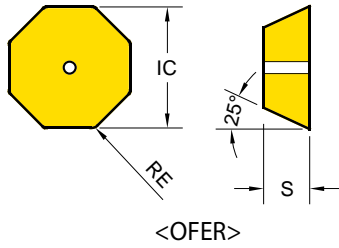
BARENATURA

FRESATURA

FORATURA

INFORMAZIONI TECNICHE

Inserti di fresatura OFER / OFMT



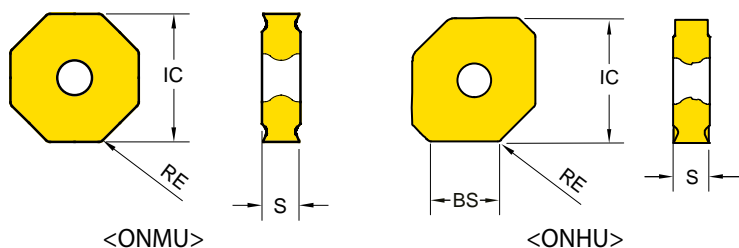
Series	IC	S
OFER 0704	18.05	4.78
OFMT 05T3	12.73	4.06

- Tabella velocità di taglio pag.205
- Tabella generica materiali da lavorare pag.206
- Tabella specifica materiali da pag.207
- Conversione geometrie e gradi pag.223

Descrizione	Grado	RE (mm)	Fz (mm/dente)	BS (mm)	Codice
OFER 070405	YG602	0.5	0.05 ~ 0.30	-	12000209
OFMT 05T308	YG602	0.8	0.05 ~ 0.20	-	12000032

Inserti di fresatura

ONHU / ONMU - 16 Taglienti



Series	IC	S
ON*U 0806	20.2	5.8

- Tabella velocità di taglio pag.205
- Tabella generica materiali da lavorare pag.206
- Tabella specifica materiali da pag.207
- Conversione geometrie e gradi pag.223

Descrizione	Grado	RE (mm)	Fz (mm/dente)	BS (mm)	Codice
ONMU 080608	YG712	0.8	0.05 ~ 0.35	-	12000609
	YG713				12000657
	YG622				12000608
	YG602				12000233
	YG613				12000670
	YG5020				12000414
ONMU 080612	YG613	1.2	0.05 ~ 0.35	-	12000615
	YG5020				12000542
ONMU 080620	YG5020	2.0	0.05 ~ 0.35	-	12000707
ONHU 080612	YG501	1.2	0.08 ~ 0.25	10.6	12000496
	YG5020				12000482

TORNITURA

TRONCATURA

BARENATURA

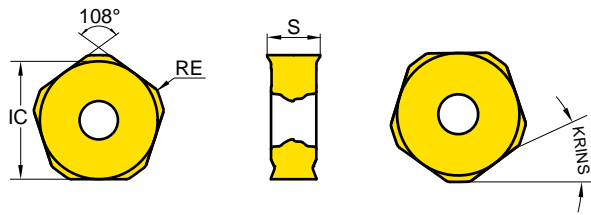
FRESATURA

FORATURA

INFORMAZIONI TECNICHE

Inserti di fresatura PNMU

Series	KRINS	IC	S
PNMU 1206	36°	14.0	5.84



- Tabella velocità di taglio pag.205
- Tabella generica materiali da lavorare pag.206
- Tabella specifica materiali da pag.207
- Conversione geometrie e gradi pag.223

Descrizione	Grado	RE (mm)	Fz (mm/dente)	BS (mm)	Codice
PNMU 1206ZNN	YG012	0.8	0.05 ~ 0.50	2.10	12000753
	YG712				12000596
	YG713				12000645
	YG612				12000826
	YG602				12000535
	YG613				12000671
	YG501				12000538
	YG5020				12000534
PNMU 1206 - ST	YG602	0.8	0.05 ~ 0.30	2.10	12000761
	YG613				12000760

TORNITURA

TRONCATURA

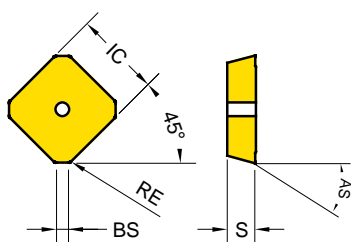
BARENATURA

FRESATURA

FORATURA

INFORMAZIONI TECNICHE

Inserti di fresatura SDCN / SDKN



Series	AS	IC	S
SD*N 1203	15°	12.7	3.18
SD*N 1504	15°	15.88	4.76

- Tabella velocità di taglio pag.205
- Tabella generica materiali da lavorare pag.206
- Tabella specifica materiali da pag.207
- Conversione geometrie e gradi pag.223

Descrizione	Grado	RE (mm)	Fz (mm/dente)	BS (mm)	Codice
SDKN 1203 AETN	YG602	0.5	0.05 ~ 0.30	1.85	12000058
SDKN 1504 AETN	YG602	0.45	0.05 ~ 0.30	2.00	12000059
SDKN 1203 AETN - PW	YG602	0.4	0.05 ~ 0.30	1.98	12000253
SDKN 1504 AETN - PW	YG602	0.4	0.05 ~ 0.30	1.95	12000288
SDKN 1203 AETN - GW	YG712	1.3	0.05 ~ 0.30	1.85	12000507
	YG602				12000251
SDKN 1203 AESN - GW	YG012	1.3	0.05 ~ 0.30	1.85	12000762
SDKN 1504 AETN - GW	YG712	1.3	0.05 ~ 0.30	2.05	12000548
	YG602				12000286
SDCN 1203 AESN-M	YG712	1	0.05 ~ 0.20	2.04	12000135
SDCN 1504 AESN-M	YG712	1	0.05 ~ 0.20	2.19	12000150
SDCN 1504 AESN-MR	YG712	1	0.05 ~ 0.20	2.19	12000201

- PW: Raschiante stampato
- GW: Raschiante rettificato
- M: Applicazioni generali su acciaio
- MR: Applicazioni di sgrossatura su acciaio

TORNITURA

TRONCATURA

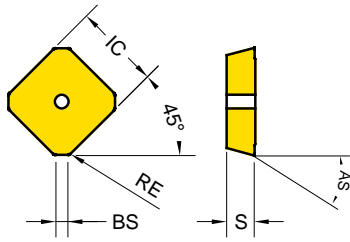
BARENATURA

FRESATURA

FORATURA

INFORMAZIONI TECNICHE

Inserti di fresatura SEKN / SEKR



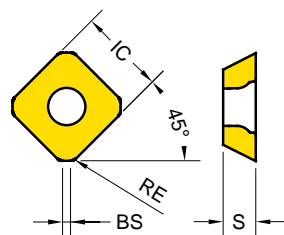
Series	AS	IC	S
SEK* 1203	20°	12.7	3.2

- Tabella velocità di taglio pag.205
- Tabella generica materiali da lavorare pag.206
- Tabella specifica materiali da pag.207
- Conversione geometrie e gradi pag.223

Descrizione	Grado	RE (mm)	Fz (mm/dente)	BS (mm)	Codice
SEKR 1203 AFTN	YG602	0.4	0.05 ~ 0.23	1.40	12000051
SEKR 1203 AFTN - PW	YG602	0.4	0.05 ~ 0.24	2.00	12000296
SEKN 1203 AFTN	YG602	0.4	0.05 ~ 0.30	1.4	12000054
SEKN 1203 AFTN - PW	YG602	0.4	0.05 ~ 0.33	2.00	12000297
SEKN 1203 AFTN - GW	YG012 YG602	0.4	0.05 ~ 0.33	2.00	12000774 12000304

- PW: Raschiante stampato
- GW: Raschiante rettificato

Inserti di fresatura SEKT



Series	IC	S
SEKT 12T3	13.4	4
SEKT 1204	12.7	4.9

- Tabella velocità di taglio pag.205
- Tabella generica materiali da lavorare pag.206
- Tabella specifica materiali da pag.207
- Conversione geometrie e gradi pag.223

Descrizione	Grado	RE (mm)	Fz (mm/dente)	BS (mm)	Codice
SEKT 12T3 AGTN	YG622	1.5	0.05 ~ 0.24	1.30	12000688
	YG602				12000056
SEKT 12T3 - ST	YG602	1.5	0.05 ~ 0.12	2.00	12000271
	YG613				12000689
SEKT 1204 AFTN	YG622	1.1	0.20 ~ 0.35	1.18	12000416
	YG602				12000055
SEKT 1204 - ST	YG622	1.1	0.08 ~ 0.30	2.00	12000417
	YG602				12000257
	YG613				12000722

TORNITURA

TRONCATURA

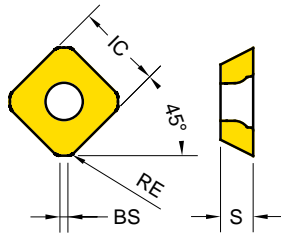
BARENATURA

FRESATURA

FORATURA

INFORMAZIONI TECNICHE

Inserti di fresatura SEGT



Series	IC	S
SEGT 1204	12.74	4.91
SEGT 12T3	13.4	4.03

- Tabella velocità di taglio pag.205
- Tabella generica materiali da lavorare pag.206
- Tabella specifica materiali da pag.207
- Conversione geometrie e gradi pag.223

Descrizione	Grado	RE (mm)	Fz (mm/dente)	BS (mm)	Codice
SEGT 1204 - AL	YG50	1.2	0.05 ~ 0.30	2.01	12000467
SEGT 12T3 - AL	YG50	1.2	0.05 ~ 0.30	1.94	12000468

TORNITURA

TRONCATURA

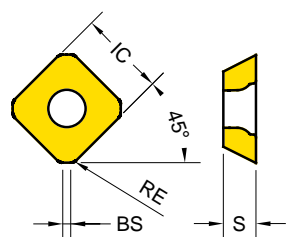
BARENATURA

FRESATURA

FORATURA

INFORMAZIONI TECNICHE

Inserti di fresatura SEMT



Series	IC	S
SEMT 1204	12.92	5.1
SEMT 13T3	13.4	4

- Tabella velocità di taglio pag.205
- Tabella generica materiali da lavorare pag.206
- Tabella specifica materiali da pag.207
- Conversione geometrie e gradi pag.223

Descrizione	Grado	RE (mm)	Fz (mm/dente)	BS (mm)	Codice
SEMT 1204 AFTN	YG602	1.2	0.05 ~ 0.24	1.24	12000052
SEMT 13T3 AGSN	YG602	1.5	0.05 ~ 0.24	1.31	12000203

TORNITURA

TRONCATURA

BARENATURA

FRESATURA

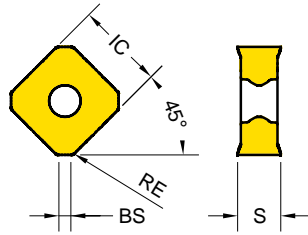
FORATURA

INFORMAZIONI TECNICHE

Inserti di fresatura

SNMX - 8 Taglienti

Series	IC	S
SNMX 1206	12.7	6.25



- Tabella velocità di taglio pag.205
- Tabella generica materiali da lavorare pag.206
- Tabella specifica materiali da pag.207
- Conversione geometrie e gradi pag.223

Descrizione	Grado	RE (mm)	Fz (mm/dente)	BS (mm)	Codice
SNMX 1206 ANN	YG012	0.8	0.05 ~ 0.24	1.70	12000754
	YG713				12000658
	YG602				12000231
	YG613				12000674
	YG5020				12000460
SNMX 1206 QNN	YG712	0.8	0.05 ~ 0.24	1.99	12000732
	YG501				12000686
	YG5020				12000731

TORNITURA

TRONCATURA

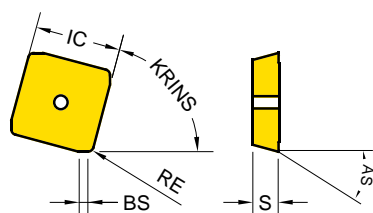
BARENATURA

FRESATURA

FORATURA

INFORMAZIONI TECNICHE

Inserti di fresatura SPCN / SPKN / SPKR



Series	KRINS	AS	IC	S
SP*N 1203	75°	11°	12.7	3.18
SP*N 1504	75°	11°	15.88	4.76

- Tabella velocità di taglio pag.205
- Tabella generica materiali da lavorare pag.206
- Tabella specifica materiali da pag.207
- Conversione geometrie e gradi pag.223

Descrizione	Grado	RE (mm)	Fz (mm/dente)	BS (mm)	Codice
SPKR 1203 EDTR	YG602	0.8	0.05 ~ 0.24	1.40	12000050
SPKR 1203 EDTR - PW	YG602	0.8	0.05 ~ 0.11	1.54	12000298
SPKN 1203 EDTR	YG602	0.8	0.05 ~ 0.30	1.40	12000048
SPKN 1504 EDTR	YG602	0.8	0.05 ~ 0.24	1.30	12000049
SPKN 1203 EDTR - PW	YG602	0.8	0.05 ~ 0.38	1.50	12000279
SPKN 1504 EDTR - PW	YG602	0.8	0.05 ~ 0.38	2.13	12000299
SPKN 1203 EDTR - GW	YG602	0.6	0.05 ~ 0.38	1.50	12000280
SPKN 1504 EDTR - GW	YG602	0.8	0.05 ~ 0.38	2.20	12000305
SPCN 1203 EDTR	YG501	0.4	0.10 ~ 0.20	1.40	12000495
SPCN 1203 EDSR - M	YG712	0.8	0.10 ~ 0.20	1.82	12000081
SPCN 1504 EDSR - M	YG712	0.8	0.10 ~ 0.20	1.92	12000098
SPCN 1203 EDSR - MR	YG712	0.8	0.10 ~ 0.20	1.77	12000198
SPCN 1504 EDSR - MR	YG712	0.8	0.10 ~ 0.20	1.86	12000199

- PW: Raschiante stampato
- GW: Raschiante rettificato
- M: Applicazioni generali su acciaio
- MR: Applicazioni di sgrassatura su acciaio

TORNITURA

TRONCATURA

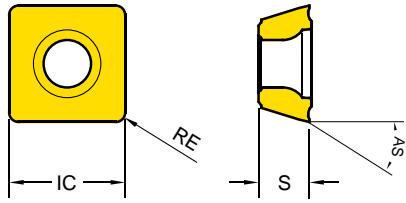
BARENATURA

FRESATURA

FORATURA

INFORMAZIONI TECNICHE

Inserti di fresatura SPMT



Series	AS	IC	S
SPMT 1204	11°	12.7	4.81

- Tabella velocità di taglio pag.205
- Tabella generica materiali da lavorare pag.206
- Tabella specifica materiali da pag.207
- Conversione geometrie e gradi pag.223

Descrizione	Grado	RE (mm)	Fz (mm/dente)	BS (mm)	Codice
SPMT 120408	YG602	0.8	0.05 ~ 0.24	-	12000223

TORNITURA

TRONCATURA

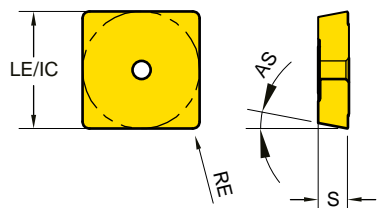
BARENATURA

FRESATURA

FORATURA

INFORMAZIONI TECNICHE

Inserti di fresatura SPUN



Series	AS	LE/IC	S
SPUN 1203	11°	12.7	3.2

- Tabella velocità di taglio pag.205
- Tabella generica materiali da lavorare pag.206
- Tabella specifica materiali da pag.207
- Conversione geometrie e gradi pag.223

Descrizione	Grado	RE (mm)	Fz (mm/dente)	BS (mm)	Codice
SPUN 120308	YG602	0.8	0.05 ~ 0.29	-	12000224

TORNITURA

TRONCATURA

BARENATURA

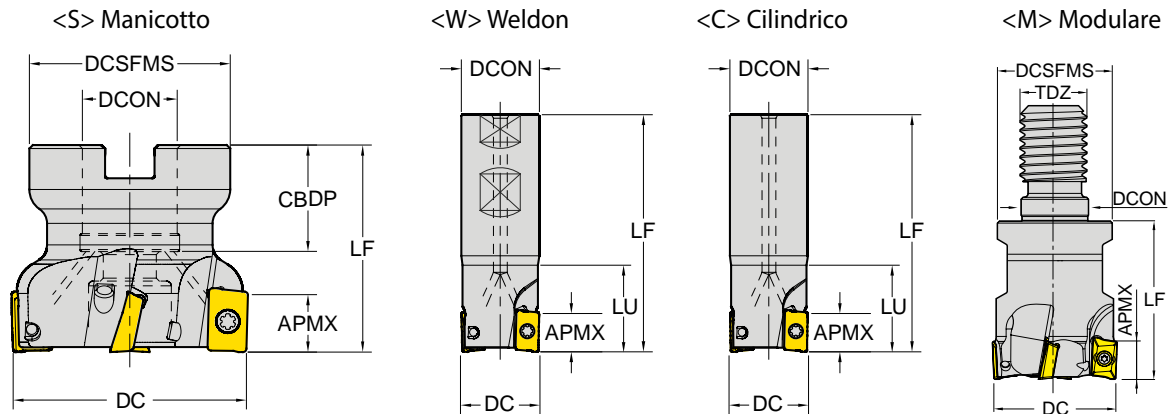
FRESATURA

FORATURA

INFORMAZIONI TECNICHE

Frese a spallamento retto 90°

APGT / APKT



ZEPF: Numero di taglienti effettivi periferici (ZEPF)
 CDBP: Profondità del foro di centraggio della connessione

unità: mm

Series	APMX	Descrizione	Codice	DC	ZEPF	LU	TDZ	LF	Tipo	DCON	CDBP	DCSFMS	
APGT APKT 1003	10.0	E90 - APKT10 - D16Z2M08 - L30 - H	17C00301	16	2	-	M8	30	M	8.5	-	14.75	●
		E90 - APKT10 - D16Z2C16 - L100 - H	17C00001	16	2	30	-	100	C	16	-	-	●
		E90 - APKT10 - D16Z2W16 - L100 - H	17C00006	16	2	30	-	100	W	16	-	-	●
		E90 - APKT10 - D20Z3M10 - L30 - H	17C00306	20	3	-	M10	30	M	10.5	-	18	●
		E90 - APKT10 - D20Z3C20 - L100 - H	17C00011	20	3	30	-	100	C	20	-	-	●
		E90 - APKT10 - D20Z3W20 - L100 - H	17C00016	20	3	30	-	100	W	20	-	-	●
		E90 - APKT10 - D25Z3M12 - L35 - H	17C00311	25	3	-	M12	35	M	12.5	-	21	●
		E90 - APKT10 - D25Z3W25 - L100 - H	17C00021	25	3	30	-	100	W	25	-	-	●
		E90 - APKT10 - D25Z4W25 - L100 - H	17C00026	25	4	30	-	100	W	25	-	-	●
		E90 - APKT10 - D32Z4M16 - L35 - H	17C00316	32	4	-	M16	35	M	17	-	29	●
		E90 - APKT10 - D32Z4C25 - L120 - H	17C00036	32	4	50	-	120	C	25	-	-	●
		E90 - APKT10 - D40Z5M16 - L43 - H	17C00321	40	5	-	M16	43	M	17	-	29	●
		F90 - APKT10 - D40Z5S16 - H	17C00066	40	5	-	-	40	S	16	20	36	●
		E90 - APKT10 - D42Z5M16 - L43 - H	17C00326	42	5	-	M16	43	M	17	-	29	●
		F90 - APKT10 - D50Z6S22 - H	17C00071	50	6	-	-	40	S	22	22	42	●
		F90 - APKT10 - D63Z7S22 - H	17C00076	63	7	-	-	40	S	22	22	48	●
		F90 - APKT10 - D80Z8S27 - H	17C00078	80	8	-	-	50	S	27	25	58	●
		F90 - APKT10 - D100Z9S32 - H	17C00079	100	9	-	-	50	S	32	26	65	●

● Ricambi

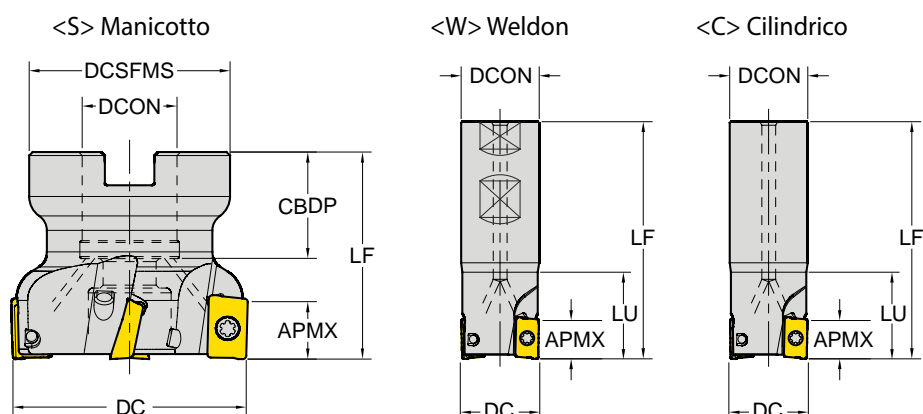
Corpo	Vite inserto	Vite montaggio	Chiave
17C00001	ST026	-	KT001
17C00006	ST026	-	KT001
17C00011	ST031	-	KT001
17C00016	ST031	-	KT001
17C00021	ST031	-	KT001
17C00026	ST031	-	KT001
17C00036	ST031	-	KT001
17C00066	ST031	ST006	KT001
17C00071	ST031	ST011	KT001
17C00076	ST031	ST011	KT001
17C00078	ST061	ST011	KT011
17C00079	ST061	ST016	KT011
17C00081	ST061	ST021	KT011
17C00301	ST031	-	KT001
17C00306	ST031	-	KT001
17C00311	ST031	-	KT001
17C00316	ST031	-	KT001
17C00321	ST031	-	KT001
17C00326	ST031	-	KT001

- Inserti a pagina 171

- Steli in acciaio per testine con attacco filettato a pagina 180

Frese a spallamento retto 90°

APGT / APKT



ZEFP: Numero di taglianti effettivi periferici (ZEFP)
CDBP: Profondità del foro di centraggio della connessione

unità: mm

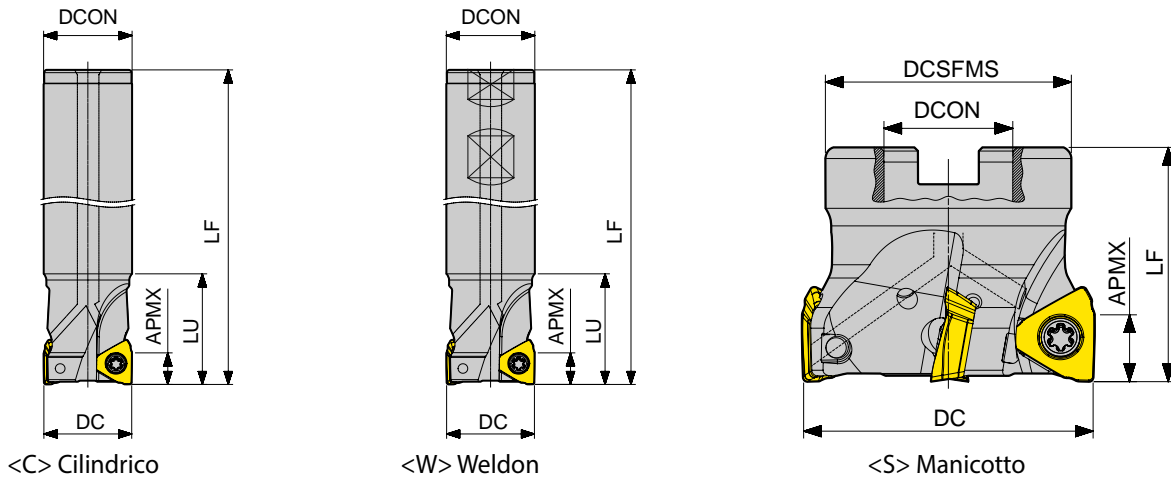
Series	APMX	Descrizione	Codice	DC	ZEFP	LU	LF	Tipo	DCON	CBDP	DCSFMS	
APGT APKT 1604	16.0	E90 - APKT16 - D25Z2W25 - L100 - H	17C00041	25	2	35	100	W	25	-	-	●
		E90 - APKT16 - D32Z3W32 - L110 - H	17C00046	32	3	40	110	W	32	-	-	●
		E90 - APKT16 - D32Z3W32 - L150 - H	17C00051	32	3	50	150	W	32	-	-	●
		E90 - APKT16 - D40Z4W32 - L110 - H	17C00056	40	4	40	110	W	32	-	-	●
		F90 - APKT16 - D50Z5S22 - H	17C00081	50	5	-	40	S	22	22	42	●
		F90 - APKT16 - D63Z6S22 - H	17C00086	63	6	-	40	S	22	22	48	●
		F90 - APKT16 - D80Z7S27 - H	17C00091	80	7	-	50	S	27	25	58	●
		F90 - APKT16 - D100Z8S32	17C00096	100	8	-	50	S	32	26	65,2	X
		F90 - APKT16 - D125Z9S40	17C00101	125	9	-	63	S	40	32	80	X
		F90 - APKT16 - D160Z10S40	17C00106	160	10	-	63	S	40	32	110	X
F90 - APKT16 - D200Z12S60	17C00111	200	12	-	63	S	60	40	130	X		

- Insetti a pagina 171

● Ricambi

Corpo	Vite inserto	Vite montaggio	Chiave
17C00041	ST056	-	KT011
17C00046	ST056	-	KT011
17C00051	ST056	-	KT011
17C00056	ST056	-	KT011
17C00081	ST061	ST011	KT011
17C00086	ST061	ST011	KT011
17C00091	ST061	ST016	KT011
17C00096	ST061	ST021	KT011
17C00101	ST056	ST056	KT011
17C00106	ST056	ST061	KT011
17C00111	ST056	ST061	KT011

Frese a spallamento retto 90° TPCT 1104 / TPKT 1104



ZEFP: Numero di taglienti

unità: mm

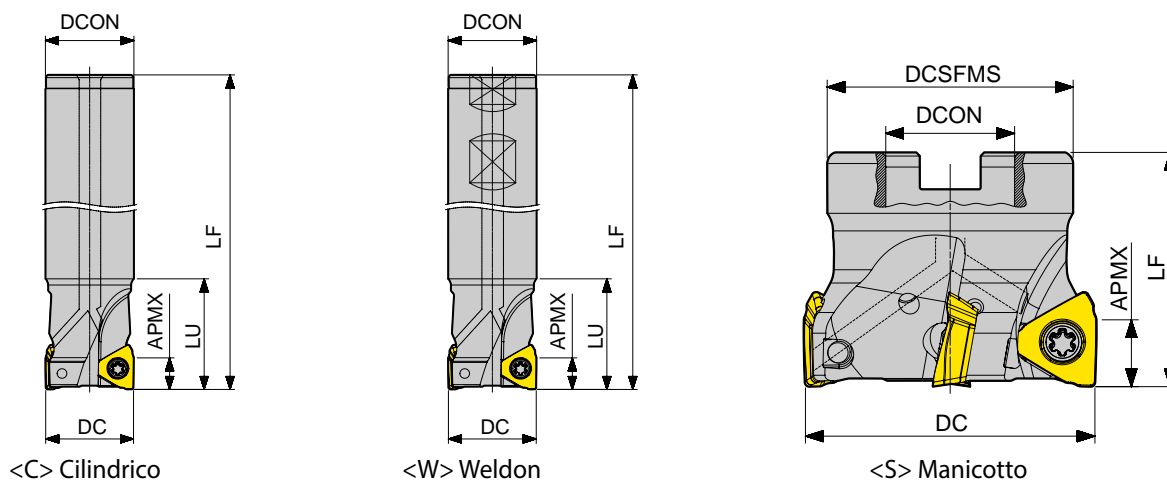
Series	APMX	Descrizione	Codice	DC	ZEFP	LU	LF	Tipo	DCON	DCSFMS	🔸
TPCT TPKT 1104	7.0 (6.5)*	E90-TP11-D20Z2C20-L170	17001037	20	2	40	170	C	20	-	●
		E90-TP11-D21Z2C20-L150	17001038	21	2	40	150		20	-	●
		E90-TP11-D21Z2C20-L200	17001039	21	2	40	200		20	-	●
		E90-TP11-D25Z3C25-L200	17001026	25	3	60	200		25	-	●
		E90-TP11-D26Z2C25-L200	17001041	26	2	40	200		25	-	●
		E90-TP11-D26Z2C25-L250	17001042	26	2	40	250		25	-	●
		E90-TP11-D26Z3C25-L150	17001043	26	3	40	150		25	-	●
		E90-TP11-D26Z3C25-L200	17001044	26	3	40	200	25	-	●	
		E90-TP11-D32Z3C32-L230	17001045	32	3	60	230	32	-	●	
		E90-TP11-D33Z3C32-L200	17001047	33	3	40	200	32	-	●	
		E90-TP11-D40Z4C32-L200	17001048	40	4	60	200	32	-	●	
		E90-TP11-D20Z2W20-L90	17000995	20	2	40	90	W	20	-	●
		E90-TP11-D25Z3W25-L100	17001040	25	3	40	100		25	-	●
		E90-TP11-D32Z4W32-L110	17001046	32	4	40	110		32	-	●
		E90-TP11-D40Z5W32-L115	17001049	40	5	40	115	32	-	●	
		F90-TP11-D40Z5S16	17001050	40	5	-	40	S	16	38	●
		F90-TP11-D50Z6S22	17001051	50	6	-	40		22	42	●
F90-TP11-D63Z7S22	17001052	63	7	-	40	22	48		●		
F90-TP11-D63Z8S22	17001053	63	8	-	40	22	48		●		

● Ricambi

- Inserti a pagina 176

Corpo	Vite inserto	Chiave
17001037	18000265	18000218
17001038	18000265	18000218
17001039	18000265	18000218
17001026	18000259	18000218
17001041	18000259	18000218
17001042	18000259	18000218
17001043	18000259	18000218
17001044	18000259	18000218
17001045	18000259	18000218
17001047	18000259	18000218
17001048	18000259	18000218
17000995	18000259	18000218
17001040	18000259	18000218
17001046	18000259	18000218
17001049	18000259	18000218
17001050	18000259	18000218
17001051	18000259	18000218
17001052	18000259	18000218
17001053	18000259	18000218

Frese a spallamento retto 90° TPCT 1605 / TPKT 1605



ZEFP: Numero di taglienti

unità:mm

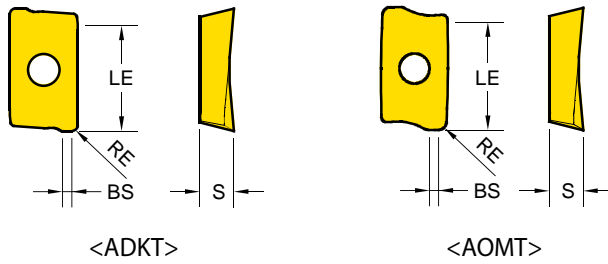
Series	APMX	Descrizione	Codice	DC	ZEFP	LU	LF	Tipo	DCON	DCSFMS	🔴
TPCT TPKT 1605	11.0	E90 - TP16 - D32Z2C32 - L150	17000941	32	2	40	150	C	32	-	●
		E90 - TP16 - D32Z2C32 - L250	17000942	32	2	80	250		32	-	●
		E90 - TP16 - D33Z2C32 - L200	17000929	33	2	40	200		32	-	●
		E90 - TP16 - D33Z2C32 - L250	17001010	33	2	40	250		32	-	●
		E90 - TP16 - D40Z3C32 - L2050	17000930	40	3	40	200		32	-	●
		E90 - TP16 - D40Z4C32 - L200	17000945	40	4	40	200		32	-	●
		E90 - TP16 - D40Z3W32 - L110	17000944	40	3	40	110	W	32	-	●
		F90 - TP16 - D50Z4S22	17000931	50	4	-	40	S	22	42	●
		F90 - TP16 - D63Z5S22	17000932	63	5	-	40		22	48	●
		F90 - TP16 - D63Z6S22	17000947	63	6	-	40		22	48	●
		F90 - TP16 - D80Z6S27	17000948	80	6	-	50		27	56	●
		F90 - TP16 - D80Z7S27	17000949	80	7	-	50		27	56	●
		F90 - TP16 - D100Z8S32	17000950	100	8	-	50		32	67	●
		F90 - TP16 - D125Z10S40	17000951	125	10	-	63		40	89	●
		F90 - TP16 - D125Z12S40	17000952	125	12	-	63		40	89	●
		F90 - TP16 - D160Z11S40	17000953	160	11	-	63		40	110	X
		F90 - TP16 - D200Z11S60	17000955	200	11	-	63		60	160	X

- Insetti a pagina 176

● Ricambi

Corpo	Vite inserto	Vite montaggio	Chiave
17000941	18000264	-	18000256
17000942	18000264	-	18000256
17000929	18000264	-	18000256
17001010	18000264	-	18000256
17000930	18000264	-	18000256
17000945	18000264	-	18000256
17000944	18000264	-	18000256
17000931	18000264	18000239	18000256
17000932	18000264	18000239	18000256
17000947	18000264	18000239	18000256
17000948	18000264	18000241	18000256
17000949	18000264	18000241	18000256
17000950	18000264	18000242	18000256
17000951	18000264	18000243	18000256
17000952	18000264	18000243	18000256
17000953	18000264	18000243	18000256
17000955	18000264	-	18000256

Inserti di fresatura ADKT / AOMT

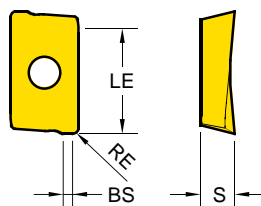


Series	IC	S	LE
ADKT 1505	9.7	5.8	13.7
AOMT 1236	6.6	3.6	10.5

- Tabella velocità di taglio pag.205
- Tabella generica materiali da lavorare pag.206
- Tabella specifica materiali da pag.207
- Conversione geometrie e gradi pag.223

Descrizione	Grado	RE (mm)	Fz (mm/dente)	BS (mm)	Codice
ADKT 150508 PDTR	YG602	0.8	0.05 ~ 0.24	1.87	12000220
ADKT 150516 PDTR	YG602	1.6	0.05 ~ 0.24	1.73	12000755
ADKT 150524 PDTR	YG602	2.4	0.05 ~ 0.24	1.2	12000756
ADKT 150532 PDTR	YG602	3.2	0.05 ~ 0.24	0.3	12000757
AOMT 123604 PDTR	YG602	0.4	0.08 ~ 0.22	1.07	12000217
AOMT 123608 PDTR	YG602	0.8	0.08 ~ 0.24	0.91	12000218
	YG613				12000613

Inserti di fresatura APGT / APKT



Series	IC	S	LE
AP*T 1003	6.7	3.6	9.9
AP*T 1604	9.4	5.3	15.2

- Tabella velocità di taglio pag.205
- Tabella generica materiali da lavorare pag.206
- Tabella specifica materiali da pag.207
- Conversione geometrie e gradi pag.223

Descrizione	Grado	RE (mm)	Fz (mm/dente)	BS (mm)	Codice
APGT 100305 - AL	YG50	0.5	0.05 ~ 0.25	1.4	12000730
APGT 160408 - AL	YG50	0.8	0.05 ~ 0.25	1.7	12000428
APGT 160430 - AL	YG50	3.0	0.05 ~ 0.25	0.2	12000798
APKT 100305 PDTR	YG012				12000749
	YG713				12000638
	YG622	0.5	0.5 ~ 0.24	0.86	12000429
	YG602				12000005
	YG613				12000672
APKT 100308 PDTR	YG012				12000750
	YG713				12000632
	YG622	0.8	0.5 ~ 0.24	0.9	12000430
	YG602				12000004
	YG613				12000610
APKT 100316 PDTR	YG602	1.6	0.5 ~ 0.24	1.03	12000713
	YG613				12000714
APKT 160404 PDTR	YG713	0.4	0.5 ~ 0.25	1.11	12000656
	YG602				12000003
APKT 160408 PDTR	YG012				12000797
	YG713				12000633
	YG602	0.8	0.5 ~ 0.25	1.32	12000001
	YG613				12000607
	YG501				12000796
APKT 160412 PDTR	YG713	1.2	0.5 ~ 0.25	1.13	12000649
	YG602				12000002
APKT 160416 PDTR	YG713	1.6	0.5 ~ 0.25	1.13	12000661
	YG602				12000006
APKT 160424 PDTR	YG713	2.4	0.5 ~ 0.25	1.2	12000653
	YG602				12000255
APKT 160432 PDTR	YG602	3.2	0.5 ~ 0.25	0.4	12000738
APKT 100305 - ST	YG602	0.5	0.05 ~ 0.12	0.86	12000278
	YG613				12000618
APKT 100312 - ST	YG613	1.2	0.05 ~ 0.12	1.32	12000776
APKT 100316 - ST	YG613	1.6	0.05 ~ 0.12	1.03	12000719
APKT 160408 - ST	YG602	0.8	0.05 ~ 0.12	1.32	12000270
	YG613				12000617
APKT 160404 - TR	YG622	0.4	0.05 ~ 0.40	2.12	12000505
	YG602				12000492
APKT 160408 - TR	YG012				12000746
	YG713	0.8	0.05 ~ 0.40	1.32	12000637
	YG622				12000337
	YG602				12000256
APKT 160412 - TR	YG602	1.2	0.05 ~ 0.40	2.4	12000493
	YG622				12000523
APKT 160416 - TR	YG012				12000747
	YG622	1.6	0.05 ~ 0.40	2.4	12000524
	YG602				12000472
APKT 160424 - TR	YG012				12000748
	YG622	2.4	0.05 ~ 0.40	1.5	12000520
	YG602				12000494

TORINITURA

TRONCATURA

BARENATURA

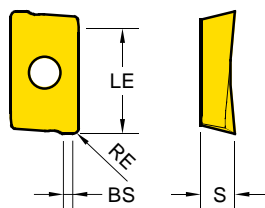
FRESATURA

FORATURA

INFORMAZIONI TECNICHE

Inserti di fresatura

APXT



Series	IC	S	LE
APXT 1135	6.20	3.58	9.5
APXT 1604	9.2	4.8	14.6

- Tabella velocità di taglio pag.205
- Tabella generica materiali da lavorare pag.206
- Tabella specifica materiali da pag.207
- Conversione geometrie e gradi pag.223

Descrizione	Grado	RE (mm)	Fz (mm/dente)	BS (mm)	Codice
APXT 113508 - AL	YG50	0.8	0.05 ~ 0.30	1.52	12000605
APXT 160408 - AL	YG50	0.8	0.1 ~ 1.3	1.75	12000528

TORNITURA

TRONCATURA

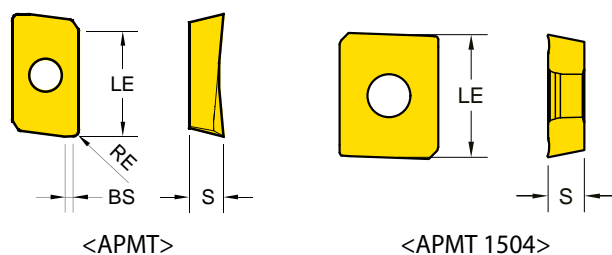
BARENATURA

FRESATURA

FORATURA

INFORMAZIONI TECNICHE

Inserti di fresatura APMT



Series	IC	S	LE
APMT 1135	6.2	3.5	9.5
APMT 1504	12.7	4.76	14
APMT 1604	9.2	4.76	14.6

- Tabella velocità di taglio pag.205
- Tabella generica materiali da lavorare pag.206
- Tabella specifica materiali da pag.207
- Conversione geometrie e gradi pag.223

Descrizione	Grado	RE (mm)	Fz (mm/dente)	BS (mm)	Codice
APMT 113504 PDTR	YG012	0.4	0.05 ~ 0.24	1.26	12000752
	YG713				12000655
	YG622				12000400
	YG602				12000009
APMT 113508 PDTR	YG713	0.8	0.05 ~ 0.24	1.07	12000654
	YG602				12000010
	YG613				12000668
APMT 160408 PDTR	YG012	0.8	0.05 ~ 0.24	1.11	12000751
	YG712				12000423
	YG713				12000642
	YG622				12000399
	YG602				12000008
APMT 1504	YG613	-	0.05 ~ 0.24	-	12000663
	YG501				12000464
	YG622				12000445
	YG602				12000276

TORNITURA

TRONCATURA

BARENATURA

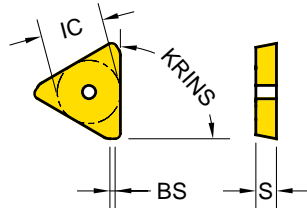
FRESATURA

FORATURA

INFORMAZIONI TECNICHE

Inserti di fresatura

TPCN / TPKN / TPKR



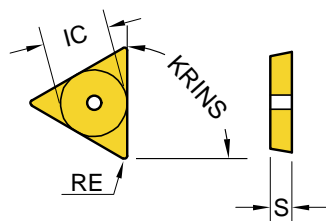
Series	KRINS	IC	S
TPCN 2204	90°	12.7	4.76
TPK* 1603	90°	9.53	3.18
TPK* 2204	90°	12.7	4.76

- Tabella velocità di taglio pag.205
- Tabella generica materiali da lavorare pag.206
- Tabella specifica materiali da pag.207
- Conversione geometrie e gradi pag.223

Descrizione	Grado	RE (mm)	Fz (mm/dente)	BS (mm)	Codice
TPCN 2204 PDSR - M	YG712	-	0.05 ~ 0.20	1.76	12000180
TPCN 2204 PDSR - MR	YG712	-	0.05 ~ 0.20	1.76	12000202
TPKN 1603 PDTR	YG602	-	0.05 ~ 0.21	1.2	12000062
TPKN 2204 PDTR	YG602	-	0.05 ~ 0.24	1.7	12000063
TPKN 1603 PDTR - PW	YG602	-	0.05 ~ 0.30	1.2	12000302
TPKN 2204 PDTR - PW	YG602	-	0.05 ~ 0.29	1.7	12000303
TPKN 1603 PDTR - GW	YG602	-	0.05 ~ 0.15	1.60	12000306
TPKN 2204 PDTR - GW	YG602	-	0.05 ~ 0.45	2.50	12000307
TPKR 1603 PDTR	YG602 YG613	-	0.15 ~ 0.28	1.2	12000060 12000690
TPKR 2204 PDTR	YG602 YG613	-	0.18 ~ 0.35	1.7	12000061 12000715
TPKR 1603 PDTR - PW	YG602	-	0.11 ~ 0.20	1.2	12000300
TPKR 2204 PDTR - PW	YG602	-	0.18 ~ 0.35	1.7	12000301

- PW: Raschiante stampato
- GW: Raschiante rettificato
- M: Applicazioni generali su acciaio
- MR: Applicazioni di sgrossatura su acciaio

Inserti di fresatura TPUN



Series	KRINS	IC	S
TPUN 1603	90°	9.53	3.18

- Tabella velocità di taglio pag.205
- Tabella generica materiali da lavorare pag.206
- Tabella specifica materiali da pag.207
- Conversione geometrie e gradi pag.223

Descrizione	Grado	RE (mm)	Fz (mm/dente)	BS (mm)	Codice
TPUN 160308	YG602	0.8	0.08 ~ 0.15	-	12000064

TORNITURA

TRONCATURA

BARENATURA

FRESATURA

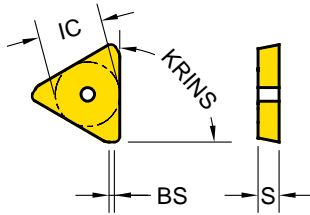
FORATURA

INFORMAZIONI TECNICHE

Inserti di fresatura TPKT / TPCT 1104

*Per inserti RE 1.6 APMX 6.5

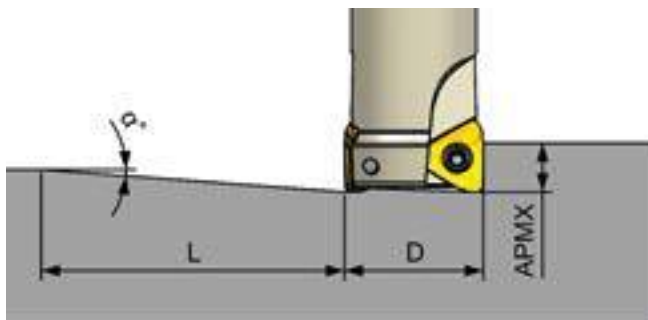
Series	KRINS	IC	S	APMX
TP*T 1104	90°	7.54	4.28	7*



- Tabella velocità di taglio pag.205
- Tabella generica materiali da lavorare pag.206
- Tabella specifica materiali da pag.207
- Conversione geometrie e gradi pag.223

Descrizione	Grado	RE (mm)	Ap (mm)	Fz (mm/dente)	BS (mm)	Codice
TPKT 110404R - GN	YG012	0.4	0.5 ~ 7	0.24 ~ 0.05	1.6	12000802
	YG712					12000807
	YG612					12000801
	YG5020					12000808
TPKT 110408R - GN	YG012	0.8	1 ~ 7	0.24 ~ 0.05	1.15	12000804
	YG712					12000811
	YG612					12000803
	YG5020					12000812
TPKT 110416R - GN	YG012	1.6	2 ~ 6.5	0.24 ~ 0.05	0.6	12000806
	YG712					12000815
	YG612					12000805
	YG5020					12000816
TPKT 110404R - ST	YG612	0.4	0.5 ~ 7	0.15 ~ 0.05	1.79	12000809
	YG613					12000810
TPKT 110408R - ST	YG612	0.8	1 ~ 7	0.15 ~ 0.05	1.79	12000813
	YG613					12000814
TPCT 110404R - AL	YG50	0.4	0.5 ~ 7	0.05 ~ 0.25	1.5	12000894
TPCT 110408R - AL	YG50	0.8	1 ~ 7	0.05 ~ 0.25	1.1	12000895

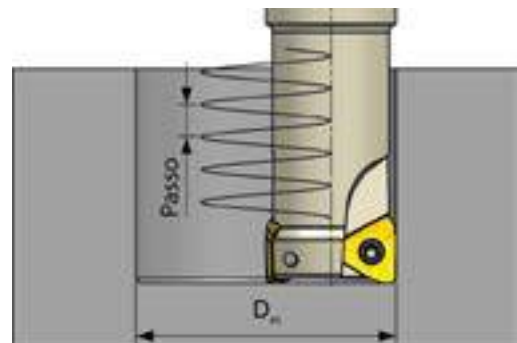
● Angolo di rampa in funzione del diametro utensile



*Per inserti RE 1.6 APMX 6.5

Diametro (D)	APMX*	Max Angolo di rampa (α°)	Lungh. rampa lineare (L) mm
20	7	1.6	251
21	7	1.4	287
25	7	1.2	334
26	7	1.1	365
32	7	0.9	446
33	7	0.8	501
40	7	0.8	501
50	7	0.6	668
63	7	0.5	802

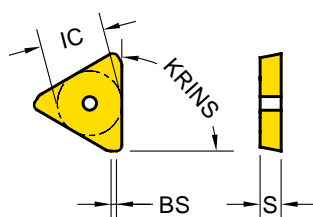
● Interpolazione elicoidale in funzione del diametro utensile



Diametro (D)	Diametro Min (Dm)	Passo	Diametro Max (Dm)	Passo
20	34	1.2	40	1.8
21	36	1.2	42	1.6
25	44	1.2	50	1.6
26	46	1.2	52	1.6
32	58	1.3	64	1.6
33	60	1.2	66	1.4
40	74	1.5	80	1.8
50	94	1.4	100	1.6
63	120	1.6	126	1.7

Inserti di fresatura TPKT / TPCT 1605

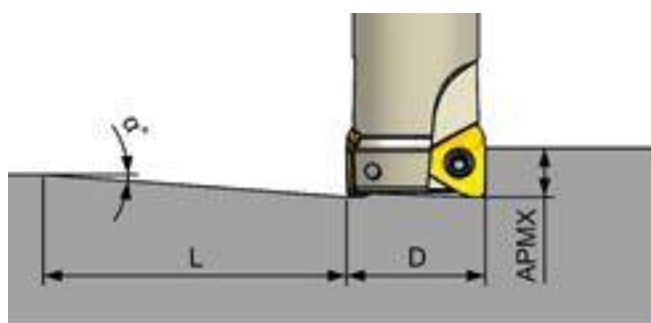
Series	KRINS	IC	S	APMX
TP*T 1605	90°	11.66	5.38	11



- Tabella velocità di taglio pag.205
- Tabella generica materiali da lavorare pag.206
- Tabella specifica materiali da pag.207
- Conversione geometrie e gradi pag.223

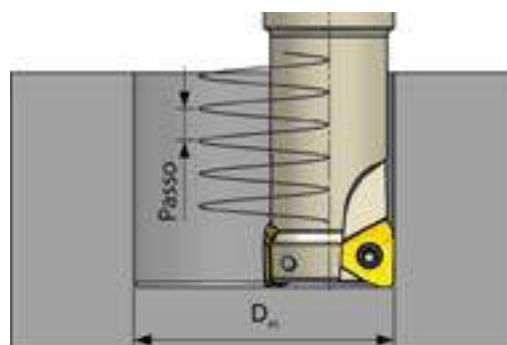
Descrizione	Grado	RE (mm)	Ap (mm)	Fz (mm/dente)	BS (mm)	Codice
TPKT 160508R - GN	YG012	0.8	0.5 ~ 11	0.27 ~ 0.05	1.79	12000781
	YG712					12000779
	YG612					12000718
	YG5020					12000780
TPKT 160516R - GN	YG012	1.6	2 ~ 11	0.27 ~ 0.05	1.2	12000785
	YG712					12000786
	YG612					12000784
	YG5020					12000787
TPKT 160524R - GN	YG012	2.4	3 ~ 11	0.27 ~ 0.05	0.7	12000789
	YG712					12000790
	YG612					12000788
	YG5020					12000791
TPKT 160508R - ST	YG612	0.8	0.5 ~ 11	0.17 ~ 0.05	1.79	12000758
	YG613					12000759
TPCT160504R - AL	YG50	0.4	0.5 ~ 11	0.05 ~ 0.5	2.4	12000896
TPCT160508R - AL	YG50	0.8	1 ~ 7	0.05 ~ 0.5	1.9	12000897

● Angolo di rampa in funzione del diametro utensile



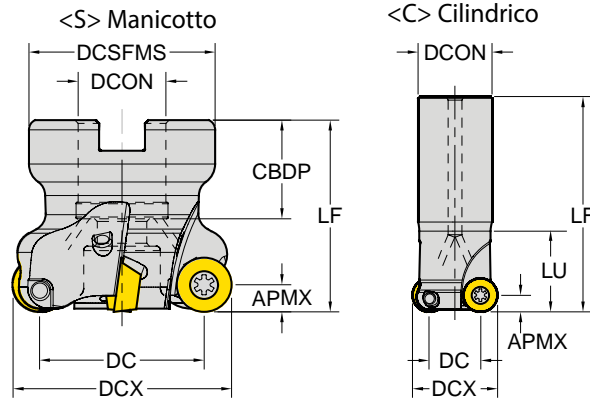
Diametro (D)	APMX	Max Angolo di rampa (α°)	Lungh. rampa lineare (L) mm
32	11	1.3	485
33	11	1.2	525
40	11	1	630
50	11	0.8	788
63	11	0.6	1050
80	11	0.5	1261
100	11	0.4	1576
125	11	0.4	1576
140	11	0.3	2101
160	11	0.3	2101
200	11	0.2	3151

● Interpolazione elicoidale in funzione del diametro utensile



Diametro (D)	Diametro Min (Dm)	Passo	Diametro Max (Dm)	Passo
32	54.6	1.6	64	2.3
33	56.6	1.6	66	2.2
40	70.6	1.7	80	2.2
50	90.6	1.8	100	2.2
63	116.6	1.8	126	2.1
80	150.6	1.9	160	2.2
100	190.6	2.0	200	2.2
125	240.6	2.5	250	2.7
140	270.6	2.1	280	2.3
160	310.6	2.5	320	2.6
200	390.6	2.1	400	2.2

Frese di copiatura RDKT / RDKW



ZEFP: Numero di taglienti effettivi periferici (ZEFP)
 CBDP: Profondità del foro di centraggio della connessione

unità: mm

Series	APMX	Descrizione	Codice	DC	DCX	ZEFP	LF	LU	Tipo	DCON	CBDP	DCSFMS	
RDKT	4.0	E - RDK0802 - D16Z2C16 - L100 - H	17R00021	8	16	2	100	40	C	16	-	-	●
RDKW		E - RDK0802 - D20Z3C20 - L150 - H	17R00026	12	20	3	150	60		20	-	-	●
0802		E - RDK0802 - D25Z4C25 - L200 - H	17R00031	17	25	4	200	100		25	-	-	●
RDKT	5.0	F - RDK1003 - D63Z6S22 - H	17R00301	53	63	6	50	-	S	22	22	48	●
RDKW													
RDKT RDKW 10T3	5.0	E - RDK10T3 - D25Z2C-R - L200 - H	17R00036	15	25	2	200	35	C	25	-	-	●
		E - RDK10T3 - D32Z3C-R - L250 - H	17R00041	22	32	3	250	35		25	-	-	●
		F - RDK10T3 - D35Z3S16 - H	17R00071	25	35	3	40	-	S	16	20	36	●
		F - RDK10T3 - D35Z4S16 - H	17R00076	25	35	4	40	-		16	20	36	●
		F - RDK10T3 - D42Z5S16 - H	17R00081	32	42	5	40	-		16	20	36	●
		F - RDK10T3 - D52Z5S22 - H	17R00086	42	52	5	50	-		22	22	42	●
		F - RDK10T3 - D52Z6S22 - H	17R00091	42	52	6	50	-		22	22	42	●

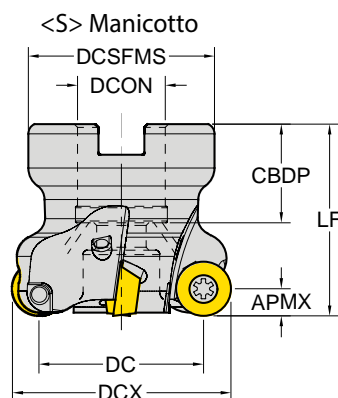
- Insetti a pagina 181

● Ricambi

Corpo	Vite inserto	Staffa	Vite staffa	Vite montaggio	Chiave
17R00021	ST076	ST066	ST051	-	KT001
17R00026	ST076	ST066	ST051	-	KT001
17R00031	ST076	ST066	ST051	-	KT001
17R00036	ST181	ST066	ST046	-	KT011
17R00041	ST181	ST066	ST046	-	KT011
17R00071	ST046	ST066	ST046	ST206	KT011
17R00076	ST046	ST066	ST046	ST206	KT011
17R00081	ST046	ST066	ST046	ST206	KT011
17R00086	ST046	ST066	ST046	ST011	KT011
17R00091	ST046	ST066	ST046	ST011	KT011
17R00301	ST046	ST066	ST046	ST011	KT011

Frese di copiatura

RDKT / RDKW



ZEFP: Numero di taglienti effettivi periferici (ZEFP)
 CBDP: Profondità del foro di centraggio della connessione

unità: mm

Series	APMX	Descrizione	Codice	DC	DCX	ZEFP	LF	LU	Tipo	DCON	CBDP	DCSFMS	
RDKT RDKW 1204	6.0	F - RDK1204 - D42Z4S16 - H	17R00096	30	42	4	40	-	S	16	20	36	●
		F - RDK1204 - D50Z5S22 - H	17R00001	38	50	5	50	-		22	22	42	●
		F - RDK1204 - D52Z5S22 - H	17R00002	40	52	5	50	-		22	22	42	●
		F - RDK1204 - D63Z6S22 - H	17R00006	51	63	6	50	-		22	22	48	●
		F - RDK1204 - D66Z6S22 - H	17R00101	54	66	6	50	-		22	22	48	●
		F - RDK1204 - D80Z7S27 - H	17R00016	68	80	7	50	-		27	25	58	●
		F - RDK1204 - D100Z7S32 - H	17R00126	88	100	7	50	-		32	26	65	●
		F - RDK1204 - D100Z8S32 - H	17R00131	88	100	8	50	-		32	26	65	●

- Insetti a pagina 181

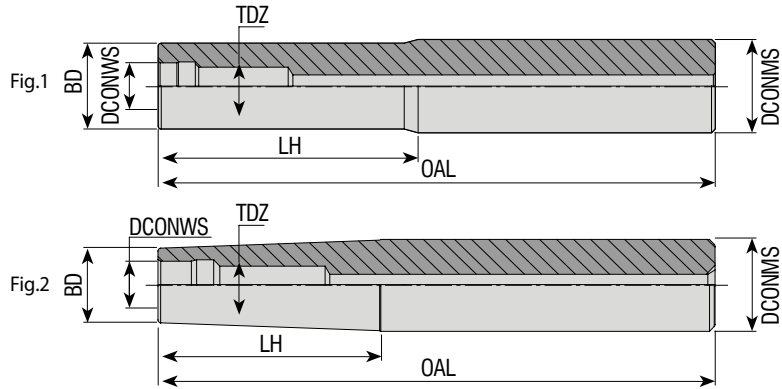
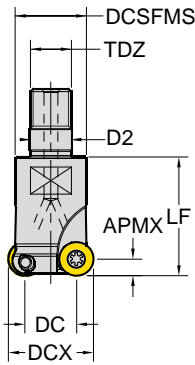
● Ricambi

Corpo	Vite inserto	Staffa	Vite staffa	Vite montaggio	Chiave
17R00096	ST046	ST066	ST046	ST206	KT011
17R00001	ST046	ST066	ST046	ST011	KT011
17R00002	ST046	ST066	ST046	ST011	KT011
17R00006	ST046	ST066	ST046	ST011	KT011
17R00101	ST046	ST066	ST046	ST011	KT011
17R00016	ST046	ST066	ST046	ST016	KT011
17R00126	ST046	ST066	ST046	ST021	KT011
17R00131	ST046	ST066	ST046	ST021	KT011

Fresa di copiatura modulare e steli in acciaio con attacco filettato

RDKT / RDKW

<M> Modulare



● Corpo modulare

unità: mm

Series	APMX	Descrizione	Codice	DC	DCX	ZEFP	LF	Tipo	TDZ	D2	DCSFMS	🔹
RDKT RDKW 0802	4.0	M - RDK0802 - D16Z2M08 - H	17R00046	8	16	2	23	M	M8	8,5	13	●
		M - RDK0802 - D20Z3M10 - H	17R00051	12	20	3	30		M10	10,5	18	●
		M - RDK0802 - D25Z4M12 - H	17R00056	17	25	4	35		M12	12,5	21	●
		M - RDK0802 - D32Z5M16 - H	17R00106	24	32	5	43		M16	17	29	●
		M - RDK0802 - D35Z5M16 - H	17R00111	27	35	5	43		M16	17	29	●
RDKT RDKW 10T3	5.0	M - RDK10T3 - D25Z3M12 - H	17R00061	15	25	3	35		M12	12,5	21	●
		M - RDK10T3 - D32Z4M16 - H	17R00066	22	32	4	45		M16	17	29	●
		M - RDK10T3 - D35Z4M16 - H	17R00121	25	35	4	43		M16	17	29	●
RDKT RDKW 1204	6.0	M - RDK1204 - D25Z2M12 - H	17R00141	13	25	2	35		M12	12,5	21	●
		M - RDK1204 - D32Z3M16 - H	17R00146	20	32	3	43		M16	17	29	●
		M - RDK1204 - D42Z4M16 - H	17R00151	30	42	4	43	M16	17	29	●	

- Inserti a pagina 181

● Steli in acciaio per testine con attacco filettato

unità: mm

Series	Descrizione	Fig.	Codice	DCONMS	TDZ	DCONWS	BD	OAL	LH	🔹
M8	ST-D13-C16-M08-L100-I40-H	2	17U00001	16	M08	8.5	13	100	40	●
	ST-D15-C16-M08-L130-I70-H	2	17U00006	16	M08	8.5	15	130	70	●
M10	ST-D18-C20-M10-L130-I70-H	1	17U00011	20	M10	10.5	18	130	70	●
	ST-D18-C20-M10-L160-I80-H	1	17U00016	20	M10	10.5	18	160	80	●
M12	ST-D23-C25-M12-L150-I70-H	2	17U00021	25	M12	12.5	23	150	70	●
	ST-D23-C25-M12-L200-I100-H	2	17U00026	25	M12	12.5	23	200	100	●
	ST-D23-C25-M12-L250-I150-H	2	17U00031	25	M12	12.5	23	250	150	●
M16	ST-D30-C32-M16-L150-I70-H	1	17U00036	32	M16	17	30	150	70	●
	ST-D30-C32-M16-L200-I100-H	2	17U00041	32	M16	17	30	200	100	●
	ST-D30-C32-M16-L250-I150-H	2	17U00046	32	M16	17	30	250	150	●
	ST-D30-C32-M16-L300-I200-H	2	17U00051	32	M16	17	30	300	200	●

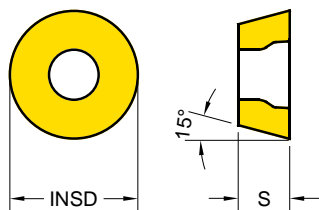
● Ricambi

Corpo	Vite inserto	Chiave
17R00046	ST076	KT001
17R00051	ST076	KT001
17R00056	ST076	KT001
17R00106	ST076	KT001
17R00111	ST076	KT001
17R00061	ST181	KT011
17R00066	ST181	KT011
17R00121	ST181	KT011
17R00141	ST181	KT011
17R00146	ST181	KT011
17R00151	ST181	KT011

ZEFP: Numero di taglianti effettivi periferici (ZEFP)

CBDP: Profondità del foro di centraggio della connessione

Inserti di fresatura RDKT / RDKW



Series	S	INSD	Series	S	INSD
RDK* 0802	2.4	8	RDKW 0501	1.4	5
RDK* 10T3	4.0	10	RDKW 0702	2.4	7
RDK* 1204	4.8	12			
RDK* 1604	4.8	16			

- Tabella velocità di taglio pag.205
- Tabella generica materiali da lavorare pag.206
- Tabella specifica materiali da pag.207
- Conversione geometrie e gradi pag.223

Descrizione	Grado	Fz (mm/dente)	Codice
RDKT 0802M0	YG602	0.05 ~ 0.25	12000035
RDKT 10T3M0	YG713	0.05 ~ 0.30	12000651
	YG602		12000041
RDKT 1204M0	YG713	0.05 ~ 0.50	12000635
	YG602		12000034
	YG613		12000678
RDKT 1604M0	YG602	0.05 ~ 0.50	12000539
RDKT 0802M0 - ST	YG602	0.05 ~ 0.15	12000292
RDKT 10T3M0 - ST	YG602	0.05 ~ 0.20	12000293
	YG613		12000620
RDKT 1204M0 - ST	YG602	0.05 ~ 0.30	12000294
	YG613		12000621
RDKT 0802M0 - TR	YG012	0.05 ~ 0.35	12000745
	YG622		12000339
	YG602		12000284
RDKT 10T3M0 - TR	YG012	0.05 ~ 0.40	12000744
	YG622		12000338
	YG602		12000285
RDKT 1204M0 - TR	YG012	0.05 ~ 0.60	12000743
	YG713		12000650
	YG622		12000340
	YG602		12000272
RDKW 0501M0	YG622	0.05 ~ 0.20	12000412
	YG602		12000207
RDKW 0702M0	YG713	0.05 ~ 0.25	12000652
	YG622		12000439
	YG602		12000208
RDKW 0802M0	YG622	0.05 ~ 0.30	12000440
	YG602		12000043
RDKW 10T3M0	YG622	0.05 ~ 0.40	12000441
	YG602		12000040
RDKW 1204M0	YG713	0.05 ~ 0.60	12000647
	YG622		12000442
	YG602		12000042
RDKW 1604M0	YG012	0.05 ~ 0.60	12000817
	YG602		12000720

TORNITURA

TRONCATURA

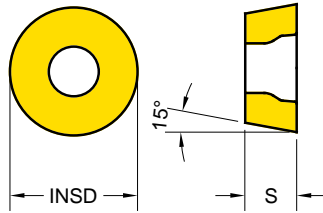
BARENATURA

FRESATURA

FORATURA

INFORMAZIONI TECNICHE

Inserti di fresatura RDMT / RDMW

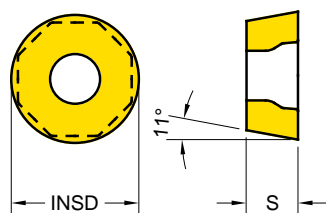


Series	S	INSD	Series	S	INSD
RDMT 0602	2.38	6	RDM* 10T3	3.97	10
RDM* 0802	2.38	8	RDM* 1204	4.76	12
RDMT 0803	3.18	8			

- Tabella velocità di taglio pag.205
- Tabella generica materiali da lavorare pag.206
- Tabella specifica materiali da pag.207
- Conversione geometrie e gradi pag.223

Descrizione	Grado	Fz (mm/dente)	Codice
RDMT 0602M0	YG602	0.05 ~ 0.20	12000693
RDMT 0802M0	YG602	0.05 ~ 0.25	12000245
RDMT 0803M0	YG602	0.05 ~ 0.25	12000225
RDMT 10T3M0	YG602	0.05 ~ 0.30	12000246
RDMT 1204M0	YG602	0.05 ~ 0.50	12000226
RDMW 0802M0	YG602	0.05 ~ 0.30	12000227
RDMW 10T3M0	YG602	0.05 ~ 0.40	12000228
RDMW 1204M0	YG602	0.05 ~ 0.60	12000229

Inserti di fresatura RPMT / RPMW



Series	S	INSD
RPMT 08T2	2.78	8
RPMT 10T3	3.97	10
RPMW 1003	3.18	10
RPM* 1204	4.76	12

- Tabella velocità di taglio pag.205
- Tabella generica materiali da lavorare pag.206
- Tabella specifica materiali da pag.207
- Conversione geometrie e gradi pag.223

Descrizione	Grado	Fz (mm/dente)	Codice
RPMT 08T2M0	YG713	0.05 ~ 0.25	12000660
	YG602		12000038
	YG613		12000676
RPMT 10T3M0	YG713	0.05 ~ 0.30	12000644
	YG602		12000036
	YG613		12000665
RPMT 1204M0	YG712	0.05 ~ 0.50	12000415
	YG713		12000643
	YG622		12000401
	YG602		12000037
	YG613		12000664
RPMT 1204M0 - ST	YG602	0.05 ~ 0.30	12000230
	YG613		12000667
RPMW 1003M0	YG622	0.05 ~ 0.40	12000402
	YG602		12000204
	YG713		12000646
RPMW 1204M0	YG602	0.05 ~ 0.60	12000039
	YG713		12000648

TORNITURA

TRONCATURA

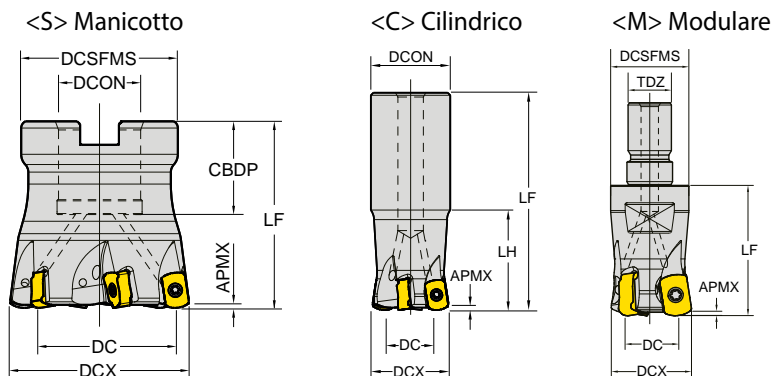
BARENATURA

FRESATURA

FORATURA

INFORMAZIONI TECNICHE

Frese ad elevato avanzamento per inserti 4 taglienti - HIGH FEED ENMX



ZEFP: Numero di taglienti effettivi periferici (ZEFP)
CDBP: Profondità del foro di centraggio della connessione

unità: mm

Series	APMX	Descrizione	Codice	DC	DCX	ZEFP	LF	Tipo	DCON/TDZ	LH	CBDP	DCSFMS	
ENMX 0604	0.9	EHF - ENMX06 - D16Z2C16 - L100	17000644	9.0	16	2	100	C	16	30	-	-	●
		EHF - ENMX06 - D16Z2C16 - L150	17000645	9.0	16	2	150		16	50	-	-	●
		EHF - ENMX06 - D17Z2C16 - L100	17000674	10.0	17	2	100		16	20	-	-	●
		EHF - ENMX06 - D17Z2C16 - L150	17000473	10.0	17	2	150		16	20	-	-	●
	1	EHF - ENMX06 - D20Z3C20 - L130	17000463	12.6	20	3	130	C	20	50	-	-	●
		EHF - ENMX06 - D20Z3C20 - L160	17000646	12.6	20	3	160		20	80	-	-	●
		EHF - ENMX06 - D21Z3C20 - L150	17000475	13.6	21	3	150		20	20	-	-	●
		EHF - ENMX06 - D21Z3C20 - L200	17000476	13.6	21	3	200		20	20	-	-	●
		EHF - ENMX06 - D25Z4C25 - L140	17000647	17.6	25	4	140		25	60	-	-	●
		EHF - ENMX06 - D25Z4C25 - L180	17000464	17.6	25	4	180		25	80	-	-	●
		EHF - ENMX06 - D25Z4C25 - L250	17000648	17.6	25	4	250		25	120	-	-	●
		EHF - ENMX06 - D26Z4C25 - L150	17000479	18.6	26	4	150		25	30	-	-	●
	0.9	1	EHF - ENMX06 - D26Z4C25 - L200	17000480	18.6	26	4	200	25	30	-	-	●
			EHF - ENMX06 - D32Z5C32 - L150	17000649	24.6	32	5	150	32	70	-	-	●
			EHF - ENMX06 - D32Z5C32 - L200	17000465	24.6	32	5	200	32	100	-	-	●
			MHF - ENMX06 - D16Z2M08	17000691	9.0	16	2	23	M	M08	-	-	13
MHF - ENMX06 - D18Z2M08		17000730	11.0	18	2	23	M08	-		-	13	●	
MHF - ENMX06 - D20Z3M10		17000692	12.6	20	3	30	M10	-		-	18	●	
MHF - ENMX06 - D25Z4M12		17000693	17.6	25	4	35	M12	-		-	21	●	
MHF - ENMX06 - D32Z5M16		17000694	24.6	32	5	42	M16	-		-	29	●	
MHF - ENMX06 - D35Z5M16	17000695	27.6	35	5	42	M16	-	-		29	●		
MHF - ENMX06 - D40Z6M16	17000732	32.6	40	6	42	M16	-	-		29	●		
MHF - ENMX06 - D42Z6M16	17000696	34.6	42	6	42	M16	-	-		29	●		
1	S	FHF - ENMX06 - D40Z6S16	17000482	32.6	40	6	40	16	-	18	37	●	
		FHF - ENMX06 - D50Z6S22	17000471	42.6	50	6	50	22	-	25	42	●	

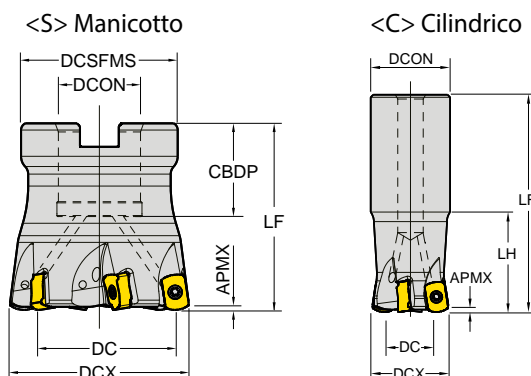
- Inserti a pagina 187
- Steli in acciaio per testine con attacco filettato a pagina 180

● Ricambi

Corpo	Vite inserto	Chiave
ENMX 0604	18000206	18000002

Frese ad elevato avanzamento per inserti 4 taglianti - HIGH FEED

ENMX



ZEFP: Numero di taglianti effettivi periferici (ZEFP)
 CDBP: Profondità del foro di centraggio della connessione

unità: mm

Series	APMX	Descrizione	Codice	DC	DCX	ZEFP	LF	Tipo	DCON/TDZ	LH	CBDP	DCSFMS	
ENMX 0905	1.5	EHF - ENMX09 - D25Z2C25 - L150	17000745	20	25	2	150	C	25	70	-	-	●
		EHF - ENMX09 - D26Z2C25 - L200	17000746	21	26	2	200		25	30	-	-	●
		EHF - ENMX09 - D26Z3C25 - L200	17000747	21	26	3	200		25	30	-	-	●
		EHF - ENMX09 - D32Z3C32 - L160	17000748	27	32	3	160		32	70	-	-	●
		EHF - ENMX09 - D33Z3C32 - L200	17000749	28	33	3	200		32	30	-	-	●
		EHF - ENMX09 - D33Z4C32 - L200	17000750	28	33	4	200		32	40	-	-	●
		EHF - ENMX09 - D40Z5C32 - L180	17000751	35	40	5	180		32	40	-	-	●
		FHF - ENMX09 - D50Z3S22	17000820	45	50	3	50	S	22	-	20	42	●
		FHF - ENMX09 - D50Z4S22	17000821	45	50	4	50		22	-	20	42	●
		FHF - ENMX09 - D50Z5S22	17000752	45	50	5	50		22	-	20	42	●
		FHF - ENMX09 - D63Z4S22	17000822	57	63	4	50		22	-	20	48	●
		FHF - ENMX09 - D63Z5S22	17000823	57	63	5	50		22	-	20	48	●
		FHF - ENMX09 - D63Z6S22	17000753	57	63	6	50		22	-	20	48	●
		FHF - ENMX09 - D63Z7S22	17000754	57	63	7	50		22	-	20	48	●
		FHF - ENMX09 - D80Z8S27	17000755	74	80	8	50		27	-	23	56	●
		FHF - ENMX09 - D100Z10S32	17000824	84	100	10	63		32	-	26	78	●
		FHF - ENMX09 - D125Z12S40	17000825	109	125	12	63		40	-	28	89	●

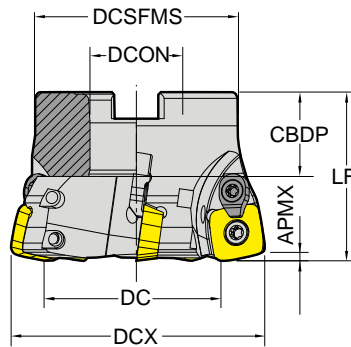
- Inserti a pagina 188

● Ricambi

Corpo	Vite inserto	Chiave
ENMX 0905	18000214	18000216

Frese ad elevato avanzamento per inserti 4 taglienti - HIGH FEED SDMT / SDMW

<S> Manicotto



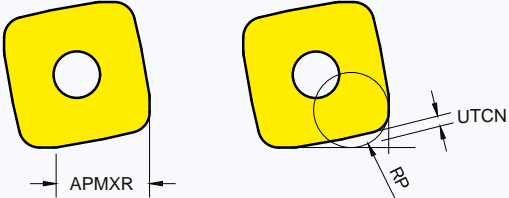
ZAFP: Numero di taglienti effettivi periferici (ZAFP)
CBDP: Profondità del foro di centraggio della connessione

unità: mm

Series	APMX	Descrizione	Codice	DC	DCX	ZAFP	LF	Tipo	DCON	CBDP	DCSFMS	
SDMT SDMW 1204	1.8	FHF - SDM12 - D50Z4S22 - H	17H00001	29,4	50	4	40	S	22	22	42	●
		FHF - SDM12 - D63Z5S22 - H	17H00006	42,4	63	5	40		22	22	48	●
		FHF - SDM12 - D80Z6S27 - H	17H00011	59,4	80	6	50		27	25	58	●
		FHF - SDM12 - D100Z8S32 - H	17H00016	80	100	8	50		32	26	65	●

- Inserti a pagina 190

Informazioni tecniche



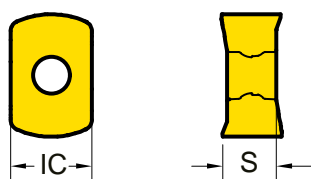
APMXR	RP	UTCN
	Raggio di programmazione	Sezione non asportata
8.6	R3.5	0.94

● Ricambi

Corpo	Vite inserto	Staffa	Vite staffa	Vite montaggio	Chiave
17H00001	ST061	ST066	ST046	ST011	KT011
17H00006	ST061	ST066	ST046	ST011	KT011
17H00011	ST061	ST066	ST046	ST016	KT011
17H00016	ST061	ST066	ST046	ST021	KT011

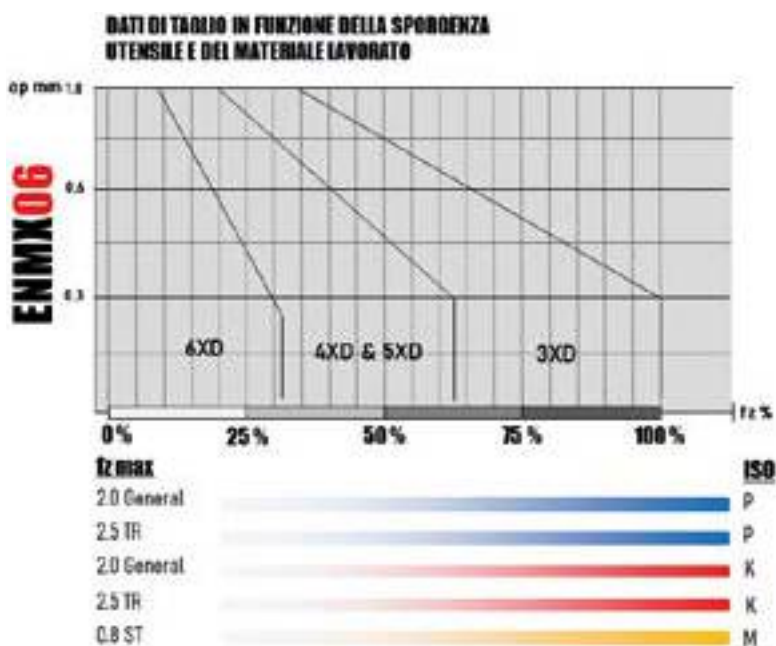
Inserti di fresatura ENMX06

Series	IC	S
ENMX 0604	6.3	4.21



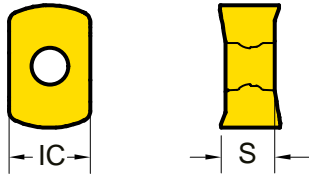
- Tabella velocità di taglio pag.205
- Tabella generica materiali da lavorare pag.206
- Tabella specifica materiali da pag.207
- Conversione geometrie e gradi pag.223

Descrizione	Grado	RE (mm)	Fz (mm/dente)	BS (mm)	Codice
ENMX 0604	YG012	-	0.3 ~ 2.0	-	12000734
	YG622				12000553
	YG602				12000474
	YG613				12000606
ENMX 0604 - ST	YG602	-	0.1 ~ 0.8	-	12000623
	YG613				12000625
ENMX 0604 - TR	YG012	-	0.3 ~ 2.5	-	12000733
	YG712				12000504
	YG713				12000636
	YG622				12000552
	YG602				12000459



Inserti di fresatura ENMX09

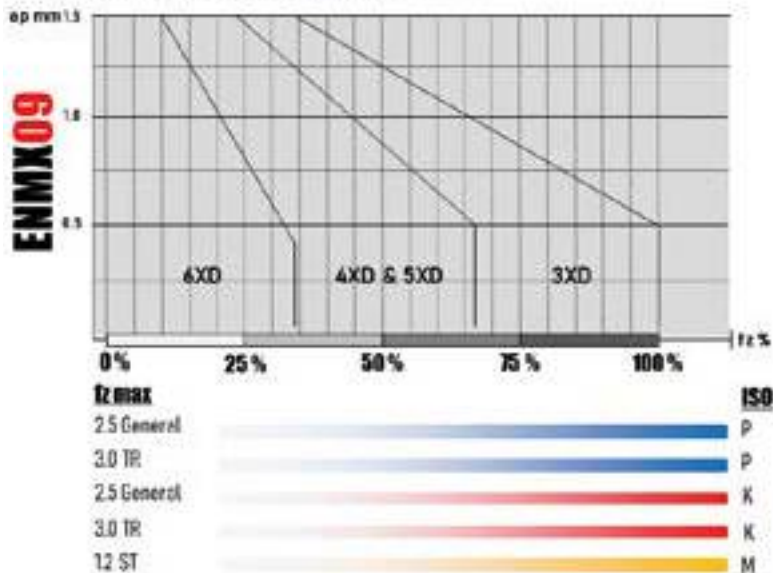
Series	IC	S
ENMX 0905	9.0	5.40



- Tabella velocità di taglio pag.205
- Tabella generica materiali da lavorare pag.206
- Tabella specifica materiali da lavor. pag.207
- Conversione geometrie e gradi pag.223

Descrizione	Grado	RE (mm)	Fz (mm/dente)	BS (mm)	Codice
ENMX 0905	YG012	-	0.3 ~ 2.5	-	12000736
	YG602				12000702
	YG622				12000704
	YG613				12000703
ENMX 0905 - ST	YG602	-	0.2 ~ 1.2	-	12000705
	YG613				12000706
ENMX 0905 - TR	YG012	-	0.3 ~ 3.0	-	12000735
	YG602				12000600
	YG622				12000629
	YG713				12000717

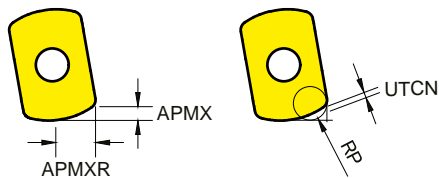
**DATI DI TAGLIO IN FUNZIONE DELLA SPORRENZA
UTENSILE E DEL MATERIALE LAVORATO**




Inserti di fresatura

ENMX - Informazioni tecniche

ENMX 0604



RP	UTCN	Overcut
Raggio programmazione	Spessore non lavorato	
2	0.31	0
2.5	0.18	0.18
3	0.07	0.36



Spianatura



Plunging



Rampa



Profilatura



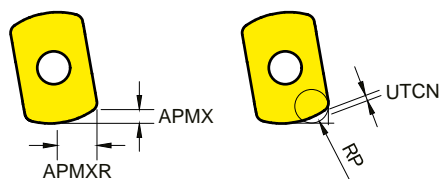
Interpolazione elicoidale




Allargatura foro

Diametro fresa	Massima profondità di passata	Massima profondità di passata radiale	Angolo di rampa	Raggio di programmazione	Spessore non lavorato	Diametro minimo eseguibile	Diametro massimo eseguibile	Passo interpolazione elicoidale	Profondità di passata radiale
DCX	APMX	APMXR	RMPX	RP	UTCN	D Min	D Max	Passo	Ae
16 mm	0.9	3.5	3.5°	R2.0	0.3	21	30	0.9	12.5
20 mm	1	3.7	1.8°	R2.0	0.31	29	38	1	16.3
25 mm	1	3.7	1.2°	R2.0	0.31	39	48	1	21.3
32 mm	1	3.7	0.8°	R2.0	0.31	53	62	1	28.3
40 mm	1	3.7	0.6°	R2.0	0.31	69	78	1	36.3
50 mm	1	3.7	0.5°	R2.0	0.31	89	98	1	46.3

ENMX 0905



APMXR	RP	UTCN	Overcut
4.7	Raggio programmazione	Spessore non lavorato	
	2.5	0.56	0
	3.0	0.40	0.10
	3.5	0.24	0.25
	4.0	0.10	0.41
	4.5	0	0.49



Spianatura



Plunging



Rampa



Profilatura



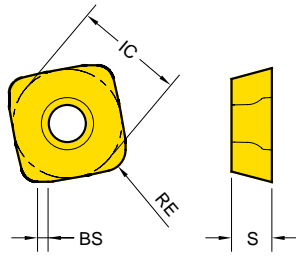
Interpolazione elicoidale



Allargatura foro

Diametro fresa	Massima profondità di passata	Massima profondità di passata radiale	Angolo di rampa	Raggio di programmazione	Spessore non lavorato	Diametro minimo eseguibile	Diametro massimo eseguibile	Passo interpolazione elicoidale	Profondità di passata radiale
DCX	APMX	APMXR	RMPX	RP	UTCN	D Min	D Max	Passo	Ae
25 mm	1.5	4.7	3.8°	2.5	0.56	42	48	1.5	20
26 mm	1.5	4.7	3.5°	2.5	0.56	44	50	1.5	21
32 mm	1.5	4.7	2.4°	2.5	0.56	56	62	1.5	27
33 mm	1.5	4.7	2.2°	2.5	0.56	58	64	1.5	28
40 mm	1.5	4.7	1.6°	2.5	0.56	72	78	1.5	35
50 mm	1.5	4.7	1.1°	2.5	0.56	92	98	1.5	45
63 mm	1.5	4.7	0.8°	2.5	0.56	118	124	1.5	57
80 mm	1.5	4.7	0.6°	2.5	0.56	152	158	1.5	74

Inserti di fresatura SDMT / SDM^W



Series	IC	S
SDM* 1204	12.7	4.7

- Tabella velocità di taglio pag.205
- Tabella generica materiali da lavorare pag.206
- Tabella specifica materiali da pag.207
- Conversione geometrie e gradi pag.223

Descrizione	Grado	RE (mm)	Fz (mm/dente)	BS (mm)	Codice
SDMT 120420 - ST	YG602	1.9	0.60 ~ 1.20	1.45	12000274
	YG613				12000666
SDMW 120420	YG012	1.9	0.60 ~ 1.40	1.4	12000737
	YG713				12000634
	YG622				12000341
	YG602				12000273
	YG613				12000691

TORNITURA


TRONCATURA

BARENATURA

FRESATURA

FORATURA

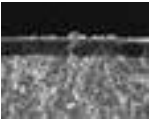
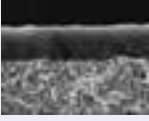
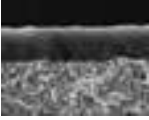
INFORMAZIONI TECNICHE


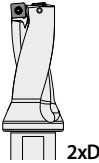
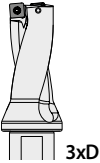
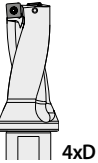

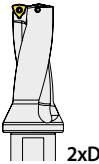
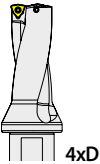


FORATURA

Panoramica inserti di foratura

Gradi	P Acciai					M Inox					K Ghisa				
	P05	P15	P25	P35	P45	M05	M15	M25	M35	M45	K05	K15	K25	K35	K45
PVD	YG713		713												
	YG602		602					602				602			
	YG613			613				613							

YG713 P15 - P30	PVD - TiAlN 	Grado per applicazioni su acciaio da costruzione e basso legato <ul style="list-style-type: none"> Alta resistenza all'usura grazie al rivestimento multi layer Substrato in metallo duro grana fine
YG602 P20 - P35 M20 - M40 K20 - K40 S15 - S25	PVD - TiAlN 	Grado universale per applicazioni di foratura generica <ul style="list-style-type: none"> Rivestimento PVD ultra denso con ottima resistenza termica e meccanica Substrato in sub-micro grana per applicazioni impegnative
YG613 P30 - P50 M30 - M50	PVD - TiAlN 	Grado per applicazioni su acciaio Inox <ul style="list-style-type: none"> Rivestimento ad alta resistenza, con basso coefficiente di attrito e substrato ad elevata tenacità Altamente performante su acciaio Inox grazie al substrato tenace

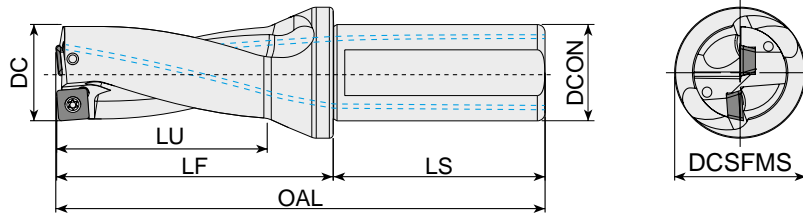
Inserti	Corpi
 <p>SPMX 05, 06, 07, 09, 11, 14</p> <p>p. 197</p>	 2xD  3xD  4xD <p>p. 194 p. 195 p. 196</p>
 <p>WCMX 03, 04, 05, 06, 08</p> <p>p. 200</p>	 2xD  4xD <p>p. 198 p. 199</p>

Panoramica inserti di foratura

Rompitruciolo

P	M	K			
	M		Geometria -ST		<ul style="list-style-type: none"> • Acciai inox, acciai dolci (Geometria positiva)
P	M	K	Geometria generica		<ul style="list-style-type: none"> • Applicazioni generiche

● Ricambi



SPMX	Vite	Chiave
06..	ST086	KT031
07..	ST031	KT001
09..	ST181	KT011
11..	ST061	KT011
14..	ST096	KT021

● DC max: Massimo diametro di foratura

unità: mm

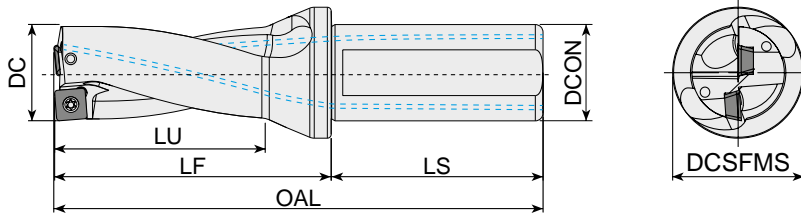
Series	DC	DC max	LU	Descrizione	CODICE	LF	OAL	DCON	DCSFMS	LS
SPMX 060204	20	20	40	YG02-200-W25-SP06-Z02	37D00501	62	118	25	34	56
	21	21	42	YG02-210-W25-SP06-Z02	37D00506	64	120	25	34	56
SPMX 07T308	22	23	44	YG02-220-W25-SP07-Z02	37D00511	66	122	25	34	56
	23	24	46	YG02-230-W25-SP07-Z02	37D00516	68	124	25	34	56
	24	25	48	YG02-240-W25-SP07-Z02	37D00521	70	126	25	34	56
	25	25,5	50	YG02-250-W25-SP07-Z02	37D00526	72	128	25	34	56
	26	26	52	YG02-260-W25-SP07-Z02	37D00531	74	130	25	34	56
	27	27	54	YG02-270-W25-SP07-Z02	37D00536	76	132	25	34	56
SPMX 090408	28	29	56	YG02-280-W25-SP09-Z02	37D00541	78	134	25	34	56
	29	30	58	YG02-290-W25-SP09-Z02	37D00546	80	136	25	34	56
	30	31	60	YG02-300-W32-SP09-Z02	37D00551	87	147	32	44	60
	31	31,5	62	YG02-310-W32-SP09-Z02	37D00556	89	149	32	44	60
	32	32	64	YG02-320-W32-SP09-Z02	37D00561	91	151	32	44	60
	33	33	66	YG02-330-W32-SP09-Z02	37D00566	93	153	32	44	60
SPMX 110408	34	35	68	YG02-340-W32-SP11-Z02	37D00571	95	155	32	44	60
	35	36	70	YG02-350-W32-SP11-Z02	37D00576	97	157	32	44	60
	36	37	72	YG02-360-W32-SP11-Z02	37D00581	99	159	32	44	60
	37	38	74	YG02-370-W32-SP11-Z02	37D00586	101	161	32	44	60
	38	39	76	YG02-380-W32-SP11-Z02	37D00591	103	163	32	44	60
	39	40	78	YG02-390-W32-SP11-Z02	37D00596	105	165	32	44	60
	40	40,5	80	YG02-400-W32-SP11-Z02	37D00601	107	167	32	44	60
	41	41	82	YG02-410-W32-SP11-Z02	37D00606	109	169	32	44	60
SPMX 140512	42	43	84	YG02-420-W32-SP14-Z02	37D00611	111	171	32	44	60
	43	44	86	YG02-430-W32-SP14-Z02	37D00616	113	173	32	44	60
	44	45	88	YG02-440-W32-SP14-Z02	37D00621	115	175	32	44	60
	45	46	90	YG02-450-W40-SP14-Z02	37D00626	122	192	40	54	70
	46	47	92	YG02-460-W40-SP14-Z02	37D00631	124	194	40	54	70
	47	48	94	YG02-470-W40-SP14-Z02	37D00636	126	196	40	54	70
	48	48,5	96	YG02-480-W40-SP14-Z02	37D00641	128	198	40	54	70
	49	49	98	YG02-490-W40-SP14-Z02	37D00646	130	200	40	54	70
	50	50	100	YG02-500-W40-SP14-Z02	37D00651	132	202	40	54	70

Corpi per Foratura

SPMX 3xD

● Ricambi

SPMX	Vite	Chiave
06..	ST086	KT031
07..	ST031	KT001
09..	ST181	KT011



● **DC max:** Massimo diametro di foratura

unità : mm

Series	DC	DC max	LU	Descrizione	CODICE	LF	OAL	DCON	DCSFMS	LS
SPMX 060204	20	20	60	YG03-200-W25-SP06-Z02	37D00502	82	138	25	34	56
	22	23	66	YG03-220-W32-SP07-Z02	37D00512	88	144	32	34	56
	23	24	69	YG03-230-W32-SP07-Z02	37D00517	91	147	32	34	56
SPMX 07T308	24	25	72	YG03-240-W32-SP07-Z02	37D00522	94	150	32	34	56
	25	25.5	75	YG03-250-W32-SP07-Z02	37D00527	97	153	32	34	56
	26	26	78	YG03-260-W32-SP07-Z02	37D00532	100	156	32	34	56
	27	27	81	YG03-270-W32-SP07-Z02	37D00537	103	159	32	34	56
SPMX 090408	28	29	84	YG03-280-W32-SP09-Z02	37D00542	106	162	32	34	56
	29	30	87	YG03-290-W32-SP09-Z02	37D00547	109	165	32	34	56
	30	31	90	YG03-300-W32-SP09-Z02	37D00552	117	177	32	44	60
	31	31.5	93	YG03-310-W32-SP09-Z02	37D00557	120	180	32	44	60
	32	32	96	YG03-320-W32-SP09-Z02	37D00562	123	183	32	44	60

TORNITURA

TRONCATURA

BARENATURA

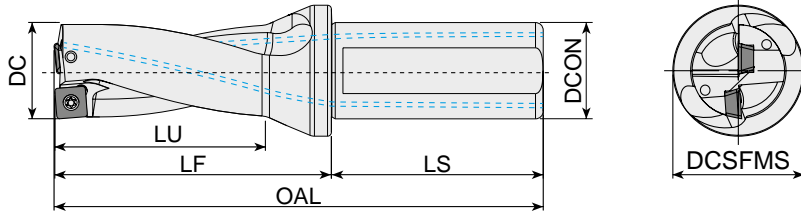
FRESATURA

FORATURA

INFORMAZIONI TECNICHE

Corpi per Foratura SPMX 4xD

● Ricambi



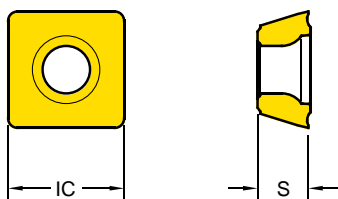
SPMX	Vite	Chiave
06..	ST086	KT031
07..	ST031	KT001
09..	ST181	KT011
11..	ST061	KT011
14..	ST096	KT021

● DC max: Massimo diametro di foratura

unità: mm

Series	DC	DC max	LU	Descrizione	CODICE	LF	OAL	DCON	DCSFMS	LS
SPMX 060204	20	20	80	YG04-200-W25-SP06-Z02	37D00656	102	158	25	34	56
	21	21	84	YG04-210-W25-SP06-Z02	37D00661	106	162	25	34	56
SPMX 07T308	22	23	88	YG04-220-W25-SP07-Z02	37D00666	110	166	25	34	56
	23	24	92	YG04-230-W25-SP07-Z02	37D00671	114	170	25	34	56
	24	25	96	YG04-240-W25-SP07-Z02	37D00676	118	174	25	34	56
	25	25,5	100	YG04-250-W25-SP07-Z02	37D00681	122	178	25	34	56
	26	26	104	YG04-260-W25-SP07-Z02	37D00686	126	182	25	34	56
	27	27	108	YG04-270-W25-SP07-Z02	37D00691	130	186	25	34	56
SPMX 090408	28	29	112	YG04-280-W25-SP09-Z02	37D00696	134	190	25	34	56
	29	30	116	YG04-290-W25-SP09-Z02	37D00701	138	194	25	34	56
	30	31	120	YG04-300-W32-SP09-Z02	37D00706	147	207	32	44	60
	31	31,5	124	YG04-310-W32-SP09-Z02	37D00711	151	211	32	44	60
	32	32	128	YG04-320-W32-SP09-Z02	37D00716	155	215	32	44	60
	33	33	132	YG04-330-W32-SP09-Z02	37D00721	159	219	32	44	60
SPMX 110408	34	35	136	YG04-340-W32-SP11-Z02	37D00726	163	223	32	44	60
	35	36	140	YG04-350-W32-SP11-Z02	37D00731	167	227	32	44	60
	36	37	144	YG04-360-W32-SP11-Z02	37D00736	171	231	32	44	60
	37	38	148	YG04-370-W32-SP11-Z02	37D00741	175	235	32	44	60
	38	39	152	YG04-380-W32-SP11-Z02	37D00746	179	239	32	44	60
	39	40	156	YG04-390-W32-SP11-Z02	37D00751	183	243	32	44	60
	40	40,5	160	YG04-400-W32-SP11-Z02	37D00756	187	247	32	44	60
	41	41	164	YG04-410-W32-SP11-Z02	37D00761	191	251	32	44	60
SPMX 140512	42	43	168	YG04-420-W32-SP14-Z02	37D00766	195	255	32	44	60
	43	44	172	YG04-430-W32-SP14-Z02	37D00771	199	259	32	44	60
	44	45	176	YG04-440-W32-SP14-Z02	37D00776	203	263	32	44	60

Inserti di foratura SPMX



Series	IC	S
SPMX 050204	5.00	2.38
SPMX 060204	6.00	2.41
SPMX 07T308	7.94	3.97
SPMX 090408	9.80	4.30
SPMX 110408	11.50	4.90
SPMX 140512	14.30	5.30

- Tabella velocità di taglio pag.205
- Tabella generica materiali da lavorare pag.206
- Tabella specifica materiali da pag.207

Descrizione	Grado	Fn (mm/giro)	Codice
SPMX 050204	YG713	0.07~0.14	32000062
	YG602		32000005
	YG613		32000077
SPMX 060204	YG713	0.08~0.14	32000063
	YG602		32000006
	YG613		32000078
SPMX 07T308	YG713	0.08~0.16	32000064
	YG602		32000007
	YG613		32000061
SPMX 090408	YG713	0.08~0.16	32000065
	YG602		32000008
	YG613		32000079
SPMX 110408	YG713	0.1~0.18	32000066
	YG602		32000009
	YG613		32000080
SPMX 140512	YG713	0.1~0.2	32000067
	YG602		32000010
SPMX 050204 - ST	YG602	0.03~0.1	32000011
	YG613		32000070
SPMX 060204 - ST	YG602	0.04~0.11	32000012
	YG613		32000071
SPMX 07T308 - ST	YG602	0.04~0.11	32000013
	YG613		32000068
SPMX 090408 - ST	YG602	0.05~0.12	32000014
	YG613		32000072
SPMX 110408 - ST	YG613	0.05~0.12	32000073
SPMX 140512 - ST	YG613	0.05~0.16	32000074

TORNITURA

TRONCATURA

BARENATURA

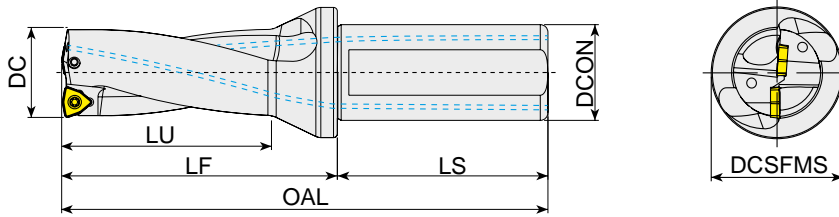
FRESATURA

FORATURA

INFORMAZIONI TECNICHE

Corpi per Foratura WCMX 2xD

● Ricambi



WCMX	Vite	Chiave
04..	ST031	KT001
05..	ST036	
06..	ST041	KT006
08..	ST061	KT011

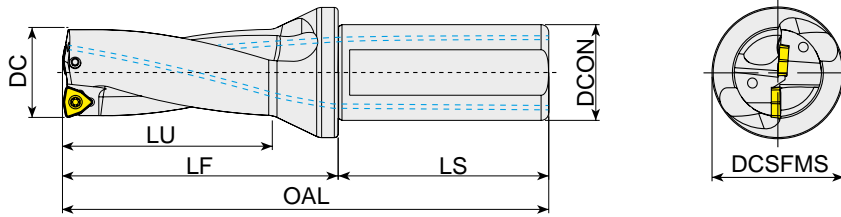
● DC max: Massimo diametro di foratura

unità : mm

Series	DC	DC max	LU	Descrizione	CODICE	LF	OAL	DCON	DCSFMS	LS
WCMX 040208	20	22,8	40	YG02 - 200 - W25 - WC04 - Z02	17D00001	62	118	25	34	56
	21	23	42	YG02 - 210 - W25 - WC04 - Z02	17D00006	64	120	25	34	56
	22	23,8	44	YG02 - 220 - W25 - WC04 - Z02	17D00011	66	122	25	34	56
	23	24,6	46	YG02 - 230 - W25 - WC04 - Z02	17D00016	68	124	25	34	56
WCMX 050308	24	26,8	48	YG02 - 240 - W25 - WC05 - Z02	17D00021	70	126	25	34	56
	25	27,8	50	YG02 - 250 - W25 - WC05 - Z02	17D00026	72	128	25	34	56
	26	28,8	52	YG02 - 260 - W25 - WC05 - Z02	17D00031	74	130	25	34	56
	27	29,8	54	YG02 - 270 - W25 - WC05 - Z02	17D00036	76	132	25	34	56
	28	30,8	56	YG02 - 280 - W25 - WC05 - Z02	17D00041	78	134	25	34	56
	29	31,8	58	YG02 - 290 - W25 - WC05 - Z02	17D00046	80	136	25	34	56
WCMX 06T308	30	34,8	60	YG02 - 300 - W32 - WC06 - Z02	17D00051	87	147	32	44	60
	31	35,6	62	YG02 - 310 - W32 - WC06 - Z02	17D00056	89	149	32	44	60
	32	36,2	64	YG02 - 320 - W32 - WC06 - Z02	17D00061	91	151	32	44	60
	33	36,8	66	YG02 - 330 - W32 - WC06 - Z02	17D00066	93	153	32	44	60
	34	37,8	68	YG02 - 340 - W32 - WC06 - Z02	17D00071	95	155	32	44	60
	35	38,6	70	YG02 - 350 - W32 - WC06 - Z02	17D00076	97	157	32	44	60
	36	39,4	72	YG02 - 360 - W32 - WC06 - Z02	17D00081	99	159	32	44	60
	37	40,2	74	YG02 - 370 - W32 - WC06 - Z02	17D00086	101	161	32	44	60
	38	41	76	YG02 - 380 - W32 - WC06 - Z02	17D00091	103	163	32	44	60
	39	41,6	78	YG02 - 390 - W32 - WC06 - Z02	17D00096	105	165	32	44	60
	40	42	80	YG02 - 400 - W32 - WC06 - Z02	17D00101	107	167	32	44	60
	41	42,6	82	YG02 - 410 - W32 - WC06 - Z02	17D00106	109	169	32	44	60
	42	43	84	YG02 - 420 - W32 - WC06 - Z02	17D00111	111	171	32	44	60
	43	43,6	86	YG02 - 430 - W32 - WC06 - Z02	17D00116	113	173	32	44	60
	44	44	88	YG02 - 440 - W32 - WC06 - Z02	17D00121	115	175	32	44	60
	WCMX 080412	45	51,6	90	YG02 - 450 - W40 - WC08 - Z02	17D00126	122	192	40	54
46		52	92	YG02 - 460 - W40 - WC08 - Z02	17D00131	124	194	40	54	70
47		52,6	94	YG02 - 470 - W40 - WC08 - Z02	17D00136	126	196	40	54	70
48		53	96	YG02 - 480 - W40 - WC08 - Z02	17D00141	128	198	40	54	70
49		53,4	98	YG02 - 490 - W40 - WC08 - Z02	17D00146	130	200	40	54	70
50		54	100	YG02 - 500 - W40 - WC08 - Z02	17D00151	132	202	40	54	70

Corpi per Foratura

WCMX 4xD



● Ricambi

WCMX	Vite	Chiave
04..	ST031	KT001
05..	ST036	
06..	ST041	KT006
08..	ST061	KT011

● DC max: Massimo diametro di foratura

unità: mm

Series	DC	DC max	LU	Descrizione	CODICE	LF	OAL	DCON	DCSFMS	LS
WCMX 040208	20	22,8	80	YG04 - 200 - W25 - WC04 - Z02	17D00156	102	158	25	34	56
	21	23	84	YG04 - 210 - W25 - WC04 - Z02	17D00161	106	162	25	34	56
	22	23,8	88	YG04 - 220 - W25 - WC04 - Z02	17D00166	110	166	25	34	56
	23	24,6	92	YG04 - 230 - W25 - WC04 - Z02	17D00171	114	170	25	34	56
WCMX 050308	24	26,8	96	YG04 - 240 - W25 - WC05 - Z02	17D00176	118	174	25	34	56
	25	27,8	100	YG04 - 250 - W25 - WC05 - Z02	17D00181	122	178	25	34	56
	26	28,8	104	YG04 - 260 - W25 - WC05 - Z02	17D00186	126	182	25	34	56
	27	29,8	108	YG04 - 270 - W25 - WC05 - Z02	17D00191	130	186	25	34	56
	28	30,8	112	YG04 - 280 - W25 - WC05 - Z02	17D00196	134	190	25	34	56
	29	31,8	116	YG04 - 290 - W25 - WC05 - Z02	17D00201	138	194	25	34	56
WCMX 06T308	30	34,8	120	YG04 - 300 - W32 - WC06 - Z02	17D00206	147	207	32	44	60
	31	35,6	124	YG04 - 310 - W32 - WC06 - Z02	17D00211	151	211	32	44	60
	32	36,2	128	YG04 - 320 - W32 - WC06 - Z02	17D00216	155	215	32	44	60
	33	36,8	132	YG04 - 330 - W32 - WC06 - Z02	17D00221	159	219	32	44	60
	34	37,8	136	YG04 - 340 - W32 - WC06 - Z02	17D00231	163	223	32	44	60
	35	38,6	140	YG04 - 350 - W32 - WC06 - Z02	17D00236	167	227	32	44	60
	36	39,4	144	YG04 - 360 - W32 - WC06 - Z02	17D00241	171	231	32	44	60
	37	40,2	148	YG04 - 370 - W32 - WC06 - Z02	17D00246	175	235	32	44	60
	38	41	152	YG04 - 380 - W32 - WC06 - Z02	17D00251	179	239	32	44	60
	39	41,6	156	YG04 - 390 - W32 - WC06 - Z02	17D00261	183	243	32	44	60
	40	42	160	YG04 - 400 - W32 - WC06 - Z02	17D00266	187	247	32	44	60
	41	42,6	164	YG04 - 410 - W32 - WC06 - Z02	17D00271	191	251	32	44	60
	42	43	168	YG04 - 420 - W32 - WC06 - Z02	17D00276	195	255	32	44	60
	43	43,6	172	YG04 - 430 - W32 - WC06 - Z02	17D00281	199	259	32	44	60
44	44	176	YG04 - 440 - W32 - WC06 - Z02	17D00286	203	263	32	44	60	
WCMX 080412	45	51,6	180	YG04 - 450 - W40 - WC08 - Z02	17D00291	212	282	40	54	70
	46	52	184	YG04 - 460 - W40 - WC08 - Z02	17D00296	216	286	40	54	70
	47	52,6	188	YG04 - 470 - W40 - WC08 - Z02	17D00301	220	290	40	54	70
	48	53	192	YG04 - 480 - W40 - WC08 - Z02	17D00306	224	294	40	54	70
	49	53,4	196	YG04 - 490 - W40 - WC08 - Z02	17D00311	228	298	40	54	70
	50	54	200	YG04 - 500 - W40 - WC08 - Z02	17D00316	232	302	40	54	70

TORNITURA

TRONCATURA

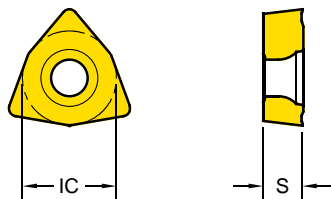
BARENATURA

FRESATURA

FORATURA

INFORMAZIONI TECNICHE

Inserti di foratura WCMX



Series	IC	S
WCMX 030208	5.56	2.38
WCMX 040208	6.35	2.38
WCMX 050308	7.94	3.18
WCMX 06T308	9.53	3.97
WCMX 080412	12.70	4.76

- Tabella velocità di taglio pag.205
- Tabella generica materiali da lavorare pag.206
- Tabella specifica materiali da pag.207

Descrizione	Grado	Fn (mm/giro)	Codice
WCMX 030208	YG713	0.05~0.12	32000086
	YG602		32000031
WCMX 040208	YG713	0.05~0.12	32000087
	YG602		32000003
WCMX 050308	YG713	0.06~0.14	32000088
	YG602		32000001
WCMX 06T308	YG713	0.08~0.14	32000089
	YG602		32000002
WCMX 080412	YG713	0.08~0.14	32000090
	YG602		32000004
	YG613		32000091

TORNITURA


TRONCATURA

BARENATURA

FRESATURA

FORATURA

INFORMAZIONI TECNICHE



INFORMAZIONI TECNICHE

Terminologia ISO 13399
Tabella conversione durezza
Parametri di taglio indicativi
Gruppi materiali VDI
Tabella comparazione geometrie rompitruciolo
Indice alfanumerico

Informazioni tecniche

ISO 13399 Nomenclatura

AN	Angolo di spoglia primario	INSL	Lunghezza inserto
APMX	Massima profondità di taglio	KAPR	Angolo del tagliente dell'utensile
AS	Angolo di spoglia tratto raschiante	KRINS	Angolo del tagliente maggiore
B	Larghezza dello stelo	KWW	Larghezza chiave
BS	Lunghezza del tagliente raschiante	L	Lunghezza del tagliente
CBDP	Profondità del foro di centraggio della connessione	LE	Lunghezza effettiva del tagliente
CDX	Profondità di taglio massima	LF	Lunghezza funzionale
CW	Larghezza di taglio	LH	Lunghezza testina
CZC	Codice misura collegamento	LS	Lunghezza stelo
DC	Diametro di taglio	LU	Lunghezza utilizzabile
DCON	Diametro di collegamento	LUX	Lunghezza utilizzabile (max consigliata)
DCSFMS	Diametro superficie di contatto, lato macchina	M	Dimensione M
DCX	Diametro di taglio massimo	OAL	Lunghezza totale
DMIN	Diametro minimo del foro	RE	Raggio di punta
DMM	Diametro stelo	RMPX	Angolo di rampa massimo
EPSR	Angolo interno inserto	RPMX	Velocità rotazionale massima
H	Altezza dello stelo	S	Spessore dell'inserto
HAND	Verso	TDZ	Misura del diametro della filettatura
IC	Diametro del cerchio inscritto	WF	Larghezza funzionale
INSD	Diametro inserto	ZEFP	Numero di taglienti effettivi periferici (ZEFP)

Informazioni tecniche

Tabella conversione durezza

HB	HRc	HRB	HV	N/mm ²
199	15	93	199	667
203	16	94	201	680
208	17	95	210	696
212	18	95	218	706
216	19	96	222	716
223	20	97	227	755
229	21	98	235	775
233	22	99	241	794
240	23	100	247	824
245	24	100	252	838
250	25	101	255	853
255	26	102	258	870
262	27	103	262	880
264	28	103	271	892
271	29	104	277	941
277	30	105	285	971
290	31	106	292	990
300	32	107	303	1020
308	33	107	311	1035
314	34	108	320	1049
322	35	108	332	1089
331	36	109	342	1118
341	37	109	351	1157
348	38	110	361	1187
360	39	111	376	1236
373	40	111	388	1265
375	41	112	393	1314
388	42	113	406	1363
402	43	114	424	1390
415	44	114	438	1422
419	45	114	448	1447
430	46	115	458	1471
445	47	115	474	1520
456	48	116	490	1569
468	49	117	497	
469	50	117	505	
486	51	118	531	
504	52	118	549	
513	53	119	567	
534	54	120	589	
552	55		649	
572	56		694	
592	57		727	
601	58		746	
613	59			
627	60			
642	61			
658	62			
681	63			
695	64			
HB	HRc	HRB	HV	N/mm ²

TORNITURA

TRONCATURA

BARENATURA

FRESATURA

FORATURA

INFORMAZIONI TECNICHE

Parametri di taglio indicativi

Tornitura

Velocità di taglio			Vc (m/min.)															
ISO	VDI	Gruppo materiali	YG1010		YG1001		YG3010		YG3015		YG3115		YG3020		YG3030		YG801	
			Min	Max	Min	Max	Min	Max	Min	Max	Min	Max	Min	Max	Min	Max	Min	Max
P	1~5	Acciai non legati	-	-	220	480	230	450	200	430	180	500	160	380	130	350	120	200
	6~9	Acciai basso legati	-	-	220	420	180	380	150	350	170	450	140	320	130	280	70	200
	10~11	Acciai alto legati	-	-	-	-	60	200	90	180	60	300	60	130	70	110	-	-
M	12~13	Inox ferritici e martensitici	-	-	-	-	-	-	-	-	-	-	-	-	-	-	-	
	14	Inox Austenitici	-	-	-	-	-	-	-	-	-	-	-	-	-	-	-	
K	15~16	Ghisa grigia	300	450	250	420	120	300	-	-	-	-	-	-	-	-	-	
	17~18	Ghisa nodulare	120	350	120	300	120	280	-	-	-	-	-	-	-	-	-	
N	21~30	Alluminio	-	-	-	-	-	-	-	-	-	-	-	-	-	-	-	
S	31~37	Leghe resistenti al calore	-	-	-	-	-	-	-	-	-	-	-	-	-	-	-	
H	38~41	Acciai temprati	-	-	-	-	-	-	-	-	-	-	-	-	-	-	-	

Tornitura

Velocità di taglio			Vc (m/min.)															
ISO	VDI	Gruppo materiali	YG2025		YG211		YG213		YG214		YG401		YT100		YG100		YG10	
			Min	Max	Min	Max	Min	Max	Min	Max	Min	Max	Min	Max	Min	Max	Min	Max
P	1~5	Acciai non legati	-	-	-	-	-	-	-	-	-	-	150	480	-	-	-	-
	6~9	Acciai basso legati	-	-	-	-	-	-	-	-	-	-	160	480	-	-	-	-
	10~11	Acciai alto legati	-	-	-	-	-	-	-	-	-	-	70	360	-	-	-	-
M	12~13	Inox ferritici e martensitici	170	220	170	270	120	180	100	150	-	-	-	-	-	-	-	-
	14	Inox Austenitici	150	200	150	230	40	160	100	150	-	-	130	260	-	-	-	-
K	15~16	Ghisa grigia	-	-	-	-	-	-	-	-	-	130	450	-	-	-	-	
	17~18	Ghisa nodulare	-	-	-	-	-	-	-	-	-	-	-	-	-	-	-	
N	21~30	Alluminio	-	-	-	-	-	-	-	-	-	-	-	250	1200	250	800	
S	31~37	Leghe resistenti al calore	-	-	30	100	30	70	30	50	30	90	-	-	-	-	-	
H	38~41	Acciai temprati	-	-	-	-	-	-	-	-	-	-	-	-	-	-	-	

Troncatura

Velocità di taglio			Vc (m/min.)			
ISO	VDI	Gruppo materiali	YG602G (YG602)		YG603	
			Min	Max	Min	Max
P	1~5	Acciai non legati	120	180	-	-
	6~9	Acciai basso legati	100	140	-	-
	10~11	Acciai alto legati	80	110	-	-
M	12~13	Inox ferritici e martensitici	70	160	50	90
	14	Inox Austenitici	55	140	40	80
K	15~16	Ghisa grigia	110	185	-	-
	17~18	Ghisa nodulare	110	140	-	-
N	21~30	Alluminio	250	440	-	-
S	31~37	Leghe resistenti al calore	25	45	-	-
H	38~41	Acciai temprati	25	50	-	-

Informazioni tecniche

Parametri di taglio indicativi

Barenatura

Velocità di taglio			Vc (m/min.)		Fn (m/giro)	
ISO	VDI	Gruppo materiali	YG812		YG812	
			Min	Max	Min	Max
P	1~5	Acciai non legati	170	200	0.015	0.025
	6~9	Acciai basso legati	95	160	0.015	0.025
	10~11	Acciai alto legati	85	95	0.015	0.025
M	12~13	Inox ferritici e martensitici	105	140	0.015	0.025
	14	Inox Austenitici	95	130	0.015	0.025
K	15~16	Ghisa grigia	140	190	0.015	0.025
	17~18	Ghisa nodulare	140	190	0.015	0.025
N	21~30	Alluminio	-	-	-	-
S	31~37	Leghe resistenti al calore	10	75	0.015	0.025
H	38~41	Acciai temprati	-	-	-	-

Fresatura

Velocità di taglio			Vc (m/min.)																			
ISO	VDI	Gruppo materiali	YG012		YG712		YG713		YG612		YG622		YG602		YG613		YG501(G)		YG5020		YG50	
			Min	Max	Min	Max	Min	Max	Min	Max	Min	Max	Min	Max	Min	Max	Min	Max	Min	Max	Min	Max
P	1~5	Acciai non legati	180	280	170	300	200	300	180	280	140	400	180	270	100	210	-	-	-	-	-	-
	6~9	Acciai basso legati	150	250	180	250	170	270	150	250	120	320	150	240	70	180	-	-	-	-	-	-
	10~11	Acciai alto legati	80	150	100	140	85	145	70	140	70	170	70	130	40	90	-	-	-	-	-	-
M	12~13	Inox ferritici e martensitici	-	-	-	-	-	-	120	200	-	-	120	180	70	180	-	-	-	-	-	-
	14	Inox Austenitici	-	-	-	-	-	-	130	250	-	-	30	230	70	200	-	-	-	-	-	-
K	15~16	Ghisa grigia	-	-	-	-	-	-	-	-	120	270	120	250	-	-	160	300	200	350	-	-
	17~18	Ghisa nodulare	-	-	-	-	-	-	-	-	130	240	120	220	-	-	130	210	150	300	-	-
N	21~30	Alluminio	-	-	-	-	-	-	-	-	-	-	-	-	-	-	-	-	-	-	300	800
S	31~37	Leghe resistenti al calore	-	-	-	-	-	-	25	45	-	-	5	45	-	-	-	-	-	-	-	-
H	38~41	Acciai temprati	70	120	-	-	-	-	-	-	40	100	-	-	-	-	-	-	-	-	-	-

Foratura

Velocità di taglio			Vc (m/min.)					
ISO	VDI	Gruppo materiali	YG713		YG602		YG613	
			Min	Max	Min	Max	Min	Max
P	1~5	Acciai non legati	200	300	180	380	100	210
	6~9	Acciai basso legati	170	270	120	300	70	180
	10~11	Acciai alto legati	85	145	70	150	40	90
M	12~13	Inox ferritici e martensitici	-	-	120	200	70	180
	14	Inox Austenitici	-	-	130	250	70	200
K	15~16	Ghisa grigia	-	-	120	250	-	-
	17~18	Ghisa nodulare	-	-	130	220	-	-
H	38~41	Acciai temprati	-	-	-	-	-	-

Gruppi Materiali - tabella generica

ISO	VDI 3323	Descrizione Materiale	Composizione / Struttura / Trattamento		HB	HRC	Esempi	Pag
P	1	Acciai non legati	0.15% C	Ricotto	125		S15C, C15, 1015	207
	2		0.45% C	Ricotto	190	13	S45C, C45, 1045	
	3		0.45% C	Bonificato	250	25		
	4		0.75% C	Ricotto	270	28	SK5, Ck75, 1080	
	5		0.75% C	Bonificato	300	32		
	6	Acciai basso legati		Ricotto	180	10	SCM440, 42CrMo4, 410	
	7			Bonificato	275	29		
	8			Bonificato	300	32		
	9			Bonificato	350	38		
	10	Acciai alto legati Acciai da utensili		Ricotto	200	15	SKD, D2	
	11			Bonificato	325	35	SKH, SUH, M42	
M	12	Acciai inox	Ferritico / Martensitico	Ricotto	200	15	SUS 420, X40Cr13, 420	214
	13		Martensitico	Bonificato	240	23		
	14			Austenitico	180	10		
K	15	Ghisa grigia	Perlitica / Ferritica		180	10	FC, GG, EN-GJL-250	216
	16		Perlitica (Martensitica)		260	26		
	17	Ghisa nodulare	Ferritica		160	3	FCD, GGG, EN-GJS-500-7	
	18		Perlitica		250	25		
	19	Ghisa malleabile	Ferritica		130		FCMW, FCMP, GTS, GJMB350-10	
20	Perlitica		230	21				
N	21	Legha di alluminio	Non Trattabile		60		SAE 1000, AlMg 1, 3.3315	218
	22		Trattabile Temprato		100		SAE 7050, AlCuMg 1, 3.1325	
	23	≤ 12% Si, Non Trattabile		75		ADC12, G-AlSi12, 3.2581		
	24	Alluminio fuso, legato	≤ 12% Si, Trattabile	Temprato	90		C4BS, G-AlSi10Mg, 3.2381	
	25		> 12% Si, Non trattabile		130			
	26	Rame e sue leghe di rame (Bronzo / Ottone)	Leghe, PB>1%		110		CuZn36Pb 3, 2.0375	
	27		CuZn, CuSnZn (Ottone)		90		CuZn 15, 2.0240	
	28		CuSn, rame senza pimbo e rame elettrolitico				G-CuZn40Fe, 2.0590	
	29	Materiali non ferrosi	Duroplastic, Plastiche rinforzate fibra				CFRP	
	30		Gomma, Legno, etc.					
S	31	Superleghe resistenti al calore	Base Fe	Ricotto	200	15	X12 NiCrSi 36-16, 1.4864	220
	32			Invecchiato	280	30		
	33			Ricotto	250	25	Inconel 718, NiCr20TiAl, 2.4631	
	34		Base Ni o Co	Invecchiato	350	38	NiCu30Al, 2.4375	
	35			Fuso	320	34	G-X120Mn12, 1.3401	
	36	Leghe di titanio	Titanio puro		400 Rm			
	37		Leghe Alpha + Beta Temprato		1050Rm		TiAl6V4, 3.7165	
H	38	Acciai temprati	Temprato		550	55	SK3	222
	39		Temprato		630	60		
	40	Fusione di ghisa	Fuso		400	42		
	41	Ghisa indurita	Temprato		550	55		

Informazioni tecniche

Gruppi Materiali

Mat'l No.	JIS	DIN	Descrizione Materiale			Composizione / Struttura / Trattamento					HB	HRc	
			AISI/ASTM/SAE	BS	EN	AFNOR	SS	UNI	UNE / IHA	UNS	GOST	Brands	
1.0037	STKM 12 C	St 37-2	-	4360 40 B	S235JR	E24-2	1311	Fe 360 B				16D	
1.0038	STKM 12 A	St 37-3	A570.36	4360 40 C	S275J2G3	E28-3	1312	Fe 360 D FF				ST14KP	
1.0045	SM 490 YA	S 355 JR	-	-	S 1207	E36-2	-	Fe 510 BFN					
1.0050	SS 50	St 50-2	A570 Gr. 50	4360 50 B	E 295	A50-2	2172	Fe 490				ST5PS	
1.0060	SM 58	St 60-2	A572 Gr. 65	4360 55 E	-	A60-2	1650	Fe 60-2				ST6PS	
1.0114		S 235 J0	-	En 40C	S 235 J0	E24-3		Fe 360 CFN					
1.0143		S 275 J0	-	-	S 275 J0	E28-3	1414	Fe 430 C					
1.0144	SM41C, SM400	St 44-3 N	A573 Gr. 81	4360 43C	S 275 J2 G3	E28-3	1412	Fe 430 D FF				ST14KP	
1.0149		Ro St 44-2	-	43C	S 275 J0 H	-	1412	Fe430C					
1.0301	S10C	C10	1010	045M10	C10	34C10, XC10		C10	F.1511	G10100	10		
1.0330	SPCC	St 12	-	DC 01	Fe P01	DC 01/Fe P01	1142	Fe P01				15KP	
1.0335	SPHE	D D 13 (StW 24)	A622(1008)	H S 3	D D 13	3C		FeP13				08KP	
1.0338	SPCE	St 4	A620(1008)	14491CR	Fe P04	Fe 14	1147	DC04/FeP04				08JU	
1.0345	SPV 50	P235 GH	A516 Gr. 65	P 235 GH	P 235 GH	A 37 CP	1330	Fe E 235		K02503			
1.0401	S15C	C15	1015	080M15	-	C18RR, XC18	1350	C15, C16	F.1110	G10170	15		
1.0402	S20C	C22	1020	050 A 20	1 C 22	C20	1450	C 20	F.1120	G10200	20		
1.0425	SPV315	P265GH/HII				A42CP	1430	Fe4101KW		K02801	16K		
1.0443	SC 450	G5-45	A2765-35	A1		E23-45M	1305						
1.0539		S355NH				TSE355-4	2134	Fe510B					
1.0545		S355N		4360-50E		E355R	2334	FeE355KG					
1.0546		S355NL		4360-50EE		E355FP	2135	FeE355KT					
1.0547		S355J0H		4360-50C		TSE355-3	2172	Fe510C					
1.0549		S355NLH					2135	Fe510D					
1.0553	SM 520 M	St52-3U	A14880-40	4360-50C		320-560M	1606	Fe510C					
1.0562	SM490A	St E 355	A633 Gr. C	P 355 N		FeE355KGN	2132	Fe E 355 KG		K12000	15GF		
1.0565		W St E 355		P 355 NH		P 355 NH	2106	Fe E 355 KW		K01600			
1.0566	SLA 37	T St E 355		P 355 NL1		P 355 NL1	2107	Fe E 355 KT					
1.0570	SM 50 YA	St 52-3	1	4360-50 C	S355JR	E36-3	2172	Fe 510 B				17G15	
1.0715	SUM22	9SMn28	1213	230M07		S250	1912	CF9SMn28	F.2111	G12130			
1.0718	SUM22L	9SMnPb28	12L13			S250Pb	1914	CF9SMnPb28	F.2112	G12134			
1.0721		10S20	1108	10S20		10S20		CF10S20	F.2121	G11080			
1.0722		10SPb20	11L08			10PbF2		CF10SPb20		G11084			
1.0736	SUM25	9SMn36	1215			S300		CF9Mn36	F.2113	G12150			
1.0737		9SMnPb36	12L14			S300Pb	1926	CF9SMnPb36	F.2114	G12144			
1.0972		S315MC		1501-40F30		E315D							
1.0976		S355MC		1501-43F35		E355D	2642	FeE355TM					
1.0982		S460MC		1501-50F45									
1.0984		S500MC				E490D	2662	FeE490TM					
1.0986		S500MC		1501-60F55		E560D		FeE560TM					
1.1121	S10C	Ck10	1010	040A10		XC10	1265	C10	F.1510	G10100	10		
1.1141	S15	Ck15	1015	040A15	32C	XC15	1370	C15	F.1110	G10150	15		
1.1151	S20C	C22E	1020	055M15		2C22	1450	C20	F.1120	G10230	20		
1.8900	S25C	StE380	A572-60	436055E			2145	FeE390KG					
		St44-2	A36	436043A		NFA35-501E28	1411						
		StE320-3Z		1501160			1421						

TORINITURA

TRONCATURA

BARENATURA

FRESCATURA

FORATURA

INFORMAZIONI TECNICHE

Informazioni tecniche

Gruppi Materiali

TORNATURA

TRONCATURA

BARENATURA

FRESATURA

FORATURA

INFORMAZIONI TECNICHE

Mat'l No.	JIS	DIN	Descrizione Materiale			Composizione / Struttura / Trattamento					HB	HRC
			AISI/ASTM/SAE	BS	EN	AFNOR	SS	UNI	UNE / IHA	UNS		
<div style="display: flex; justify-content: space-between; align-items: center;"> <div style="font-size: 2em; font-weight: bold; color: #0070C0;">P</div> <div style="text-align: center;"> VDI 3323 2 </div> <div style="text-align: center;"> Acciai non legati </div> <div style="text-align: center;"> 0.45% C, Ricotto </div> <div style="text-align: center;"> 190 </div> <div style="text-align: center;"> 13 </div> </div>												
1.0501	S35C	C35	1035	080A32		1C35	1572	C35	F.113	G10350	35	
1.0503	S45C	C45	1045	060A47		XC42H1TS	1672	C45	F.114	G10450	45	
1.0511	S40C	C40	1040	080M40		1C40		C40	F.114.A	G10400	40	
1.0540	S50C	C50					1674	C50		G10500		
1.0551		G5-52	A2770-36	A2		280-480M	1505					
1.0553	SM 520 M	St52-3U	A14880-40	4360-50C		320-560M	1606	Fe510C				
1.0577		S 355 J 2 G 4	A738	Fe 510 D 2 FF		A52FP	2107					
1.0726		35520	1140	212M36	8M	35MF6	1957			G11400	40	
1.0727		45520	1146			45MF4	1973			G11460		
1.1157		40Mn4	1039	150M36	15	40M5				G10390	40G	
1.1158	S25C	C25E	1025	070M25		XC25		C25	F.1120	G10250	25	
1.1166	SMn433H	34Mn5	1536						TO.B	G15360		
1.1167	SMn438(H)	36Mn5	1335	150M36		40M5	2120	36Mn6	F.1203	G13350	35G2	
1.1170	SCMn1	28Mn6	1330	150M28	14A	20M5		C28Mn	28Mn6	G13300	30G	
1.1178	S30C	C30E		080M30		XC32		C30	2C30	G10300		
1.1180		C35R	1035	080A35		3C35	1572		F.1135	G10350		
1.1181	S35C	C35E	1035	080A35		XC38	1572	C36	F.1130	G10340	35	
1.1191	S45C	Ck45	1045	080A46		XC45	1672	C45	F.1140		45	
1.1206	S50C	C50E	1050	080M50		2C50	1674	C50		G10500	50	
1.1213	S50C	Cf53	1050	070M55		XC48HTS	1674	C53		G10500	50	

Mat'l No.	JIS	DIN	Descrizione Materiale			Composizione / Struttura / Trattamento					HB	HRC
			AISI/ASTM/SAE	BS	EN	AFNOR	SS	UNI	UNE / IHA	UNS		
<div style="display: flex; justify-content: space-between; align-items: center;"> <div style="font-size: 2em; font-weight: bold; color: #0070C0;">P</div> <div style="text-align: center;"> VDI 3323 3 </div> <div style="text-align: center;"> Acciai non legati </div> <div style="text-align: center;"> 0.45% C, Bonificato </div> <div style="text-align: center;"> 250 </div> <div style="text-align: center;"> 25 </div> </div>												
1.0481	SG365	17 Mn 4/P 295 GH	A516 Gr.70	224-460B	P 295 GH	A 48 CP	2102	Fe E 295	A47RC1	K03501	14G2	
1.0501	S35C	C35	1035	080A32		1C35	1572	C35	F.1130	G10350	35	
1.0503	S45C	C45	1045	060A47		XC42H1TS	1672	C45	F.1140	G10450	45	
1.0614		C76D	1074			XC75				G10750		
1.0616		C86D	1086			XC80		C85		G10860		
1.0618		C92D	1095			XC90				G10950		
1.0726		35520	1140	212M36	8M	35MF6	1957			G11400	40	
1.1157		40Mn4	1039	150M36	15	40M5				G10390	40G	
1.1165	SMn433H	30Mn5	1036	120M36		35M5		30Mn5	F.8211	K13300	30G2	
1.1167	SMn438(H)	36Mn5	1335	150M36		40M5	2120	36Mn6	F.1203	G13350	35G2	
1.1186	S40C	C40E	1040	060A40		2C40		C40		G10400		
1.1191	S45C	Ck45	1045	080M46		2C45	1672	C45	F.1140		45	
1.1201	S50C	C45R	1049	080M46		3C45	1660	C45	F.1145		38HM	
1.1213	S50C	Cf53	1050	070M55		XC48HTS	1674	C53		G10500	50	
1.7242	SCM 418 H	18CrMo4										
1.7337		16CrMo4-4	A387 Gr.12					A18CrMo45KW		K11564	15C M	
1.7362	SCMV 6	12CrMo195		3606-625		Z10CD5-05		16CrMo205		K41545		
		17MnV6	A572-60	436055E		NFA35-501E36	2142					

Informazioni tecniche

Gruppi Materiali

Mat'l No.	JIS	DIN	Descrizione Materiale			Composizione / Struttura / Trattamento					HB	HRC
			AISI/ASTM/SAE	BS	EN	AFNOR	SS	UNI	UNE / IHA	UNS	GOST	Brands
<div style="display: flex; justify-content: space-between; align-items: center;"> <div style="font-size: 2em; font-weight: bold; color: #0070C0;">P</div> <div style="text-align: center;"> VDI 3323 4 </div> <div style="text-align: center;"> Acciai non legati </div> <div style="text-align: center;"> 0.75% C, Ricotto </div> <div style="text-align: center;"> 270 </div> <div style="text-align: center;"> 28 </div> </div>												
1.0603	S70 C -CSP	C67	107	080A67		XC65		C67		G10700		
1.0605		C75	1075	144980HS				C75		G10740	75	
1.1203	S55C	Ck55	1055	060A57		2C55	1655	C55	F.1150	G10550	55	
1.1209		C55R	1055	070M55		3C55		C55	F.1155	G10550		
1.1221	S58C	Ck60	1060	060A62	43D	2C60	1678	C60	F.1150	G10640	60	
1.1231	S70 C-CSP	C67E	1070	060A67		XC68	1770	C70	F.5103	G10700	65GA	
1.1248	C75	C75E	1074	060A78		XC75	1774	C75	F.5107	G10800	75(A)	
1.1269	SK 5 -CSP	C85E	1086			XC90		C90		G10900	85(A)	
1.1274	SUP4	Ck 101	1095	060 A 96	C 100S	XC100	1870	C100	F.5117	G10950		
1.1545	SK 3	C 105 W1	W1	BW 2	C 105U	Y1 105	1880	C 100 KU	F.5118		U10A	
1.1663	SK 2	C125W	W112			Y2120					U13	

Mat'l No.	JIS	DIN	Descrizione Materiale			Composizione / Struttura / Trattamento					HB	HRC
			AISI/ASTM/SAE	BS	EN	AFNOR	SS	UNI	UNE / IHA	UNS	GOST	Brands
<div style="display: flex; justify-content: space-between; align-items: center;"> <div style="font-size: 2em; font-weight: bold; color: #0070C0;">P</div> <div style="text-align: center;"> VDI 3323 5 </div> <div style="text-align: center;"> Acciai non legati </div> <div style="text-align: center;"> 0.75% C, Bonificato </div> <div style="text-align: center;"> 300 </div> <div style="text-align: center;"> 32 </div> </div>												
1.0070		St 70-2	1055	Fe690-2FN	-	A70-2	1655	Fe 690	F.1150		55	
1.0535	S55C	C55	1055	070M55		1C55	1655	C55		J05000	55	
1.0601	S58C	C60	1060	060A62	43D	1C60		C60		G10600	60(G)	
1.1203	S55C	Ck55	1055	060A57		2C55	1655	C55	F.1150	G10550	55	
1.1221	S58C	Ck60	1060	060A62	43D	2C60	1678	C60	F.1150	G10640	60	
1.1274	SUP4	Ck 101	1095	060 A 96	C 100S	XC100	1870	C100	F.5117	G10950		
1.1545	SK 3	C 105 W1	W1	BW 2	C 105U	Y1 105	1880	C 100 KU	F.5118		U10A	
1.1663	SK 2	C125W	W112			Y2120					U13	
1.5120		38MnSi4										
1.5710	SNC236	36NiCr6	3135	640A35	111A	35NC6						
1.7701		51CrMoV4						51CrMoV4				

Informazioni tecniche

Gruppi Materiali

TORNATURA

TRONCATURA

BARENATURA

FRESATURA

FORATURA

INFORMAZIONI TECNICHE

P		VDI 3323 6	Descrizione Materiale Acciaio basso legato			Composizione / Struttura / Trattamento Ricotto					HB 180	HRC 10
Mat'l No.	JIS	DIN	AISI/ASTM/SAE	BS	EN	AFNOR	SS	UNI	UNE / IHA	UNS	GOST	Brands
1.0116		St 37-3	A570 Gr. 36	4360-40C	S 235 J2 G3	E24-3	1312	Fe 360 D1(2)	AE235D		ST3KP	
1.0904	SKH 1, SKT 4	55Si7	9255	250A53	45	55S7	2085	55Si8	56Si7	G92550	55S2	
1.0961	SUP 7	60SiCr7	9262			60SC6		60SiCr8	60SiCr8	G92620		
1.2067		100Cr6	L3	BL3		Y100C6			100Cr6			
1.2108		90CrSi5	L1				2092	105WCr5				
1.2210		115CrV3	L2			100C3		107CrV3KU	F.520L		11KHF	
1.2241		51CrV4										
1.2330	SCM435TK	35CrMo4	4135	708A37		34CD4	2234	35CrMo4			35KHM	
1.2419	SKS31	105WCr6		105WC13		105WC13	2140	10WCr6			CWG	
1.2510	SKS3	100MnCrW4	01	B01		90 MWCV 5	2140	95 MnWCr 5 KU	F.5220		9KHVG	
1.2542		45WCrV7	S1	BS1			2710	45WCrV8KU			5CW25F	
1.2550		60WCrV7	S1			55WC20	2710	58WCr9KU			5KHV25F	
1.2713	SKT4	55NiCrMoV6	L6			55NCDV7			F.520S		5C NM	
1.2721		50NiCr13	L6			55NVC6	2550		F.528			
1.2842		90MnCrV8	02	B02		90MV8				T31502	9G2F	
1.3501		100Cr2	E50100									
1.3505	SUJ2	100Cr6	52100	25135	31	100C6	2258	100Cr6	F.1310		SCC 15	
1.5024		46Si7				45S7		46Si7	F.1451			
1.5025		51Si7	9259H		50Si7	51S7	2090	50Si7	F.1450			
1.5026		55Si7			56Si7	55S7	2085	55Si7	F.1440	G92550	55S2	
1.5027		60Si7	9260	251A60	60Si7	60S7		60Si7	F.1441	G92600	60S2	
1.5028	SUP7	65Si7	9260H									
1.5415	STFA 12	15Mo3	A204Gr.A	1503-243B		15D3	2912	16Mo3(KG)	F.2601	K11820		
1.5419	SCPH11	20Mo4	4419	1503-243-430			2512	G20Mo5		G44190		
1.5423	SB450M	16Mo5	4520	1503-245-420				16Mo5(KG)	F.2602	K11522		
1.5622		14Ni6	A350-LF5			16N6		14Ni6(KG)	F.2641			
1.5732	SNC415(H)	14NiCr10	3415			14NC11		16NiCr11				
1.5752	SNC815(H)	14NiCr14	3310	655M13	36A	12NC15					20X2H4A	
1.6511	SUP10	36CrNiMo4	9840	816M40	110	40NCD3		36NiCrMo4(KB)			40C N2MA	
1.6523	SNCM220(H)	21NiCrMo2	8620	805M20	362	20NCD2	2506	20NiCrMo2			20C GNM	
1.6546	SNCM240	40NiCrMo2-2	8740	311-Tyre7				40NiCrMo2(KB)			38C GNM	
1.6566		17NiCrMo6-4										
1.6587		17CrNiMo6		820A16		18NCD6		14NiCrMo13				
1.6657		10NiCrMo13-4						14NiCrMo131				
1.7015	SCr415(H)	10Cr3	5015	523M15		12C3				G50150	15C	
1.7033	SCr430(H)	34Cr4	5132	530A32	18B	32C4		34Cr4(KB)		G51300	35C	
1.7035	SCr440(H)	41Cr4	5140	530M40	18	42C4	2245	41Cr4		G51400	40H	
1.7131	SCR 415	16MnCr5	5115	527M17		16MCS	2511	16MnCr5		G51150	12KHN2	
1.7139		16MnCr55					2127				18HG	
1.7176	SUP9(A)	55Cr3	5155	527A60	48	55C3	2253	55Cr3			50C GA	
1.7218	SCM420	25CrMo4	4130	CDS110		25CD4	2225	25CrMo4(KB)			20C M	
1.7220	SCM432	34CrMo4	4135	708 A 37		35CD4	2234	34CrMo4			35C M	
1.7223	SNB22-1	41CrMo4	4142					41CrMo4			40C FA	
1.7225	SCM 440 (H)	42CrMo4	4140	708 M 40	42 CrMo 4	42 CD 4	2244	42 CrMo 4	F.1252		38HM	
1.7228		55NiCrMoV6G		823M30	33		2512	653M31				
1.7262	SCM415(H)	15CrMo5				12CD4	2216	12CrMo4				
1.7321		20mOcr4					2625					
1.7335	SCM415(H)	13CrMo4-4	A182-F11	1501-620		15CD4-5	2216	14CrMo45			12C M	
1.7361		32CrMo12		722M24	40B	30CD12	2240	30CrMo12	F.124A			
1.7380		10CrMo9-10	A182F22	1501-622		12CD9-10	2218	12CrMo9			12KH8	

Informazioni tecniche

Gruppi Materiali

P		VDI 3323 6	Descrizione Materiale			Composizione / Struttura / Trattamento					HB	HRC
			Acciaio basso legato			Ricotto					180	10
Mat'l No.	JIS	DIN	AISI/ASTM/SAE	BS	EN	AFNOR	SS	UNI	UNE / IHA	UNS	GOST	Brands
1.7715		14MoV6-3		1503-660-440				13MoCrV6				
1.8159	SUP 10	50CrV4	6150	735A50	47	50CrV4	2230	50CrV4		G61500	50C GFA	
1.8161		58CrV4										
1.8509	SACM 645	41CrAlMo7	A355A	905M39	41B	40CAD6-12	2940	41CrAlMo7				
1.8523		39CrMoV13-9		897M39	40C			36CrMoV12				

P		VDI 3323 7	Descrizione Materiale			Composizione / Struttura / Trattamento					HB	HRC
			Acciaio basso legato			Bonificato					275	29
Mat'l No.	JIS	DIN	AISI/ASTM/SAE	BS	EN	AFNOR	SS	UNI	UNE / IHA	UNS	GOST	Brands
1.5415	STFA 12	15Mo3	A204Gr.A	1503-243B		15D3	2912	16Mo3(KG)	F.2601	K11820		
1.5423	SB450M	16Mo5	4520	1503-245-420				16Mo5(KG)	F.2602	K11522		
1.5622		14Ni6	A350-LF5			16N6		14Ni6(KG)	F.2641			
1.5732	SNC415(H)	14NiCr10	3415			14NC11		16NiCr11				
1.5752	SNC815(H)	14NiCr14	3310	655M13	36A	12NC15					20X2H4A	
1.5755	SNC236	31NiCr14		653M31		18NC13	2534		F.1270			
1.6565	SNCM447	40NiCrMo6	4340	817M40	24	35NCD6	2541	35NiCrMo6(KB)			38C 2N2MA	
1.6587		17CrNiMo6		820A16		18NCD6		14NiCrMo13				
1.6657		10NiCrMo13-4						14NiCrMo131				
1.6957		26NiCrMoV14-5										
1.7015	SCr415(H)	10Cr3	5015	523M15		12C3				G50150	15C	
1.7262	SCM415(H)	15CrMo5				12CD4	2216	12CrMo4				
1.7335	SCM415(H)	13CrMo4-4	A182-F11	1501-620		15CD4-5	2216	14CrMo45			12C M	
1.7380		10CrMo9-10	A182F22	1501-622		12CD9-10	2218	12CrMo9			12KH8	
1.7715		14MoV6-3		1503-660-440				13MoCrV6				
1.7733		24CrMoV55				20CDV6		21CrMoV511				
1.7755		GS-45CrMoV10-4										
1.8070		21CrMoV511						35NiCr9				

P		VDI 3323 8	Descrizione Materiale			Composizione / Struttura / Trattamento					HB	HRC
			Acciaio basso legato			Bonificato					300	32
Mat'l No.	JIS	DIN	AISI/ASTM/SAE	BS	EN	AFNOR	SS	UNI	UNE / IHA	UNS	GOST	Brands
1.1730		C45W3	C45W			XC48						
1.2332	SCM(440)	47CrMo4	4142	708M40	19A	42CD4	2244	42CrMo4				
1.5736	SNC 631 (H)	36NiCr10	3435			30NC11						
1.6523	SNCM220(H)	21NiCrMo2	8620	805M20	362	20NCD2	2506	20NiCrMo2			20C GNM	
1.7033	SCr430(H)	34Cr4	5132	530A32	18B	32C4		34Cr4(KB)		G51300	35C	
1.7218	SCM420	25CrMo4	4130	CDS110		25CD4	2225	25CrMo4(KB)			20C M	
1.8515		32CrMo12		722M24	40B	30CD12	2240	32CrMo12	F.124A			

Informazioni tecniche

Gruppi Materiali

TORNATURA

TRONCATURA

BARENATURA

FRESATURA

FORATURA

INFORMAZIONI TECNICHE

P		VDI 3323 9	Descrizione Materiale			Composizione / Struttura / Trattamento					HB	HRC
			Acciaio basso legato			Bonificato					350	38
Mat'l No.	JIS	DIN	AISI/ASTM/SAE	BS	EN	AFNOR	SS	UNI	UNE / IHA	UNS	GOST	Brands
1.0904	SKH 1, SKT 4	55Si7	9255	250A53	45	55S7	2085	55Si8		G92550	55S2	
1.0961	SUP 7	60SiCr7	9262			60SC6		60SiCr8		G92620		
1.2067		100Cr6	L3	BL3		Y100C6		100Cr6				
1.2419	SKS31	105WCr6		105WC13		105WC13	2140	10WCr6			CWG	
1.2542		45WCrV7	S1	BS1			2710	45WCrV8KU			5CW25F	
1.2713	SKT4	55NiCrMoV6	L6			55NCV7			F.520S		5CNM	
1.4882		X50CrMnNiNbN219				Z50CMNnb21-09						
1.5120		38MnSi4										
1.5710	SNC236	36NiCr6	3135	640A35	111A	35NC6						
1.5755	SNC236	31NiCr14		830m31		18NC13	2534		F.1270			
1.6511	SUP10	36CrNiMo4	9840	816M40	110	40NCD3		36NiCrMo4(KB)			40CN2MA	
1.6546	SNCM240	40NiCrMo2-2	8740	311-Tyre7				40NiCrMo2(KB)			38C GNM	
1.7035	SCr440(H)	41Cr4	5140	530M40	18	42C4	2245	41Cr4		G51400	40H	
1.7176	SUP9(A)	55Cr3	5155	527A60	48	55C3	2253	55Cr3			50C GA	
1.7220	SCM432	34CrMo4	4135	708Aa37		35CD4	2234	34CrMo4			35C M	
1.7223	SNB22-1	41CrMo4	4142					41CrMo4			40C FA	
1.7225	SCM 440 (H)	42CrMo4	4140	708 M 40	42 CrMo 4	42 CD 4	2244	42 CrMo 4	F.1252		38HM	
1.7361		32CrMo12		722M24	40B	30CD12	2240	30CrMo12	F.124A			
1.8159	SUP 10	50CrV4	6150	735A50	47	50CrV4	2230	50CrV4	51CrV4	G61500	50C GFA	
1.8161		58CrV4										
1.8509	SACM 645	41CrAlMo7	A355A	905M39	41B	40CAD6-12	2940	41CrAlMo7				
1.8523		39CrMoV13-9		897M39	40C			36CrMoV12				

P		VDI 3323 10	Descrizione Materiale			Composizione / Struttura / Trattamento					HB	HRC
			Acciaio alto legato Acciaio da utensili			Ricotto					200	15
Mat'l No.	JIS	DIN	AISI/ASTM/SAE	BS	EN	AFNOR	SS	UNI	UNE / IHA	UNS	GOST	Brands
1.0347	SPCD	RR St 3	A619	CR 3	Fe P03	F 13		DC03/FeP03			08JU	
1.0723	SUM32	15S22		210A15			1922		F.210F			
1.2080	SKD1	X210Cr12	D3	BD3	X210Cr12	Z200C12		X205Cr12KU		T30403	KH12	
1.2162	SCR 420 H	21MnCr5				20MCS						
1.2311		40CrMnMo7				40CMD8		35cRm08KU				
1.2312		40CrMnMoS8.6	P20+S			40CMD8S						
1.2316		X36CrMo17			X38CrMo16							
1.2343	SKD 6	X38CrMoV5-1	H11	BH11		Z38CDV5		X37CrMoV51KU		T20811	4C 5MF5	
1.2344	SKD61	X40CrMoV5-1	H13	BH13		Z40CDV5	2242	X40CrMoV511KU	F.5318	T20813	4C 5MF15	
1.2363	SKD12	X100CrMoV5-1	A2	BA2		Z100CDV5	2260	X100CrMoV51KU	F.5227		9KH5VF	
1.2379	SKD11	X155CrVMo121	D2	BD2		Z160CDV12	2310	X165CrMoV12KU		T30402	KH12MF	KRUPP2379
1.2436	SKD 2	X210CrW12	D4(D6)	BD6		Z200CD12	2312	X215CrW121KU	F.5213		KH12	

Informazioni tecniche

Gruppi Materiali

P		VDI 3323 10	Descrizione Materiale Acciaio alto legato Acciaio da utensili			Composizione / Struttura / Trattamento Ricotto					HB 200	HRC 15
Mat'l No.	JIS	DIN	AISI/ASTM/SAE	BS	EN	AFNOR	SS	UNI	UNE / IHA	UNS	GOST	Brands
1.2510	SKS3	100MnCrW4	01	B01		90MWCV5	2140	95MnWCr5KU	F.5220		9KHVG	
1.2581	SKD5	X30WCrV9-3	H21	BH21		Z30WCV9		X30WCrV93KU	F.526	T20821	3C2W8F	
1.2601		X165CrMoV12					2310	X160CrMoV12			KH12MF	
1.2606	SKD 62	X37CrMoW51	H12	BH12		Z35CWV5		X35CrMoW05KU	F.537	T20812	5C NM	
1.2764		X19NiCrMo4										
1.2767		X45NiCrMo4				45NCD16		40NiCrMoV8KU				
1.2842		90MnCrV8	02	B02		90MV8		90MnVCr8KU		T31502	9G2F	
1.3243	SKH55	S6-5-2-5	T15			KCV06-05-05-04-02	2723	H56-5-2-5			R6M5K5	
1.3249	SKH 3	S18-1-2-5	T4	BT4		Z80WKCV18-05-04					R18K5F2	
1.3343	SKH51, SKH9	S6-5-2	M2	BM2		Z85WDCV	2722	H5652	F.5604		R6M5	
1.3348	SKH 58	S2-9-2	M7			Z100DCWV09-04-02	2782	H5292	F.5607			
1.3355	SKH 2	S18-0-1	T1	BT1		Z80WCV18-4-01					R18	
1.4718	SUH1	X45CrSi9-3	HNV3	401S45	52	Z45CS9		X45CrSi8	F.322		40C 9S2	
1.5662	SL9N60(53)	X8Ni9	ASMA353	502-650		9Ni		X10Ni9	F.2645			
1.5680		12Ni19	2515	12Ni19		Z18N5						

P		VDI 3323 11	Descrizione Materiale Acciaio alto legato Acciaio da utensili			Composizione / Struttura / Trattamento Bonificato					HB 325	HRC 35
Mat'l No.	JIS	DIN	AISI/ASTM/SAE	BS	EN	AFNOR	SS	UNI	UNE / IHA	UNS	GOST	Brands
1.2080	SKD1	X210Cr12	D3	BD3	X210Cr12	Z200C12		X205Cr12KU		T30403	KH12	
1.2344	SKD61	X40CrMoV5-1	H13	BH13		Z40CDV5	2242	X40CrMoV511KU	F.5318	T20813	4C5MF15	
1.2363	SKD12	X100CrMoV5-1	A2	BA2		Z100CDV5	2260	X100CrMoV51KU	F.5227		9KH5VF	
1.2436	SKD 2	X210CrW12	D4(D6)	BD6		Z200CD12	2312	X215CrW121KU	F.5213		KH12	
1.2581	SKD5	X30WCrV9-3	H21	BH21		Z30WCV9		X30WCrV93KU	F.526	T20821	3C2W8F	
1.2601		X165CrMoV12					2310	X160CrMoV12			KH12MF	
1.2714	SKT 4	55NiCrMoV7	6F3/L6			55NiCrMoV7			F.5205		5KHNV	
1.3202		S12-1-4-5		BT15				H512-1-5-5				
1.3207		S10-4-3-10		BT42		Z130WKCDV						
1.3243	SKH55	S6-5-2-5	T15			KCV06-05-05-04-02	2723	H56-5-2-5			R6M5K5	
1.3246		S7-4-2-5	M35			Z110WKCDV07-05-04		H57-4-2-5				
1.3247	SKH 51	S2-10-1-8	M42	BM42		Z110DKWV09-08-04		H52-9-1-8			R2AM9K5	
1.3255	SKH 3	S18-1-2-5	T4	BT4		Z80WKCV18-05-04					R18K5F2	
1.3343	SKH51, SKH9	S6-5-2	M2	BM2		Z85WDCV	2722	H5652	F.5604		R6M5	
1.3348	SKH 58	S2-9-2	M7			Z100DCWV09-04-02	2782	H5292	F.5607			
1.3355	SKH 2	S18-0-1	T1	BT1		Z80WCV18-4-01					R18	
1.4718	SUH1	X45CrSi9-3	HNV3	401S45	52	Z45CS9		X45CrSi8	F.322		40C 9S2	
1.4935	SUH 616	X20CrMoWV121	422							S42200		
1.5680		12Ni19	2515	12Ni19		Z18N5						

Informazioni tecniche

Gruppi Materiali

TORNATURA

TRONCATURA

BARENATURA

FRESATURA

FORATURA

INFORMAZIONI TECNICHE

M		VDI 3323 12	Descrizione Materiale			Composizione / Struttura / Trattamento					HB	HRC
			Acciaio inox			Ferritico / Martensitico, Ricotto					200	15
Mat'l No.	JIS	DIN	AISI/ASTM/SAE	BS	EN	AFNOR	SS	UNI	UNE / IHA	UNS	GOST	Brands
1.4000	SUS403	X6Cr13	403	403S17		Z6C13	2301	X6Cr13	F.3110	S40300	08C 13	ATI 410S
1.4001		X7Cr14	410 S	403S7		Z8C13	2301		F.8401		08C 13	
1.4002	SUS 405	X6CrAl13	405	405S17		Z6CA13	2302	X6CrAl13		S40500		
1.4005	SUS416	X12CrS13	416	416S21		Z11CF13	2380	X12CrS13	F.3411	S41600		ATI 416
1.4006	SUS410	X12Cr13	410	410S21	56A	Z10C13	2302	X12Cr13	F.3401	S41000	12C 13	ATI 410
1.4016	SUS430	X6Cr17	430	430S15	X8Cr17	Z8C17	2320	X8Cr17	F.3113	S43000	12C 17	ATI 430
1.4027	SCS 2	GX20Cr14		420C29		Z20C13M					20C 13L	
1.4028	SUS420J2	X30Cr13	420	420S45		Z30C13	2304			S42020	20C 13	
1.4034	SUS420J2	X46Cr13		420S45		Z40C14		X40Cr14	F.3405			
1.4057	SUS431	X19CrNi17-2	431	431S29	57	Z15CN16-02	2321	X16CrNi16	F.3427	S43100	20C 17N2	431 (HT)
1.4086		GX120Cr29		452C11								
1.4104	SUS430F	X12CrMoS17	430F	420S37		Z10CF17	2383	X10CrS17	F.3117	S43020		
1.4112	SUS 440 B	X90CrMoV18	440B							S44003	95KH18	
1.4113	SUS434	X6CrMo17	434	434S17		Z8CD17-01	2325	X8CrMo17		S43400		AL 434
1.4313	SCS5	X3CrNi13-4	CA6-NM	425C11		Z4CND13-04M	2385	(G)X6CrNi304		J91540		
1.4340		GX40CrNi274								J92615		
1.4417		X2CrNiMoSi195	S31500				2376			S39215		
1.4418		X4CrNiMo165				Z6CND16-04-01	2387					APX4
1.4510	SUS430LX	X6CrTi17	XM8			Z4CT17		X6CrTi17	F.3115	S43035	08C 17T	430Ti
1.4511	SUS430LK	X6CrNb17				Z4CNb17		X6CrNb17	F.3122			AXC525
1.4512	SUH409	X6CrTi12	409	LW19		Z3CT12		X6CrTi12		S40900		
1.4720		X20CrMo13										
1.4724	SUS 405	X10CrAl13	405	403S17		Z10C13		X10CrAl12	F.311		10C 13SJU	
1.4742	SUS430	X10CrAl18	430	439S15	60	Z10CAS18		X8Cr17	F.3113	S43000	15C 13SJU	
1.4747	SUH4	X80CrNiSi20	HNv6	443S65	59	Z80CSN20-02		X80CrSiNi20	F.320B	S65006		
1.4749		X18CrN28	446								15KH28	
1.4762	SUH446	X10CrAl124	446			Z10CAS24	2322	X16Cr26		S44600		
1.4871	SUH35,SUH36	X53CrMnNiN21-9	EV8	349S54		Z52CMN21-09		X53CrMnNiN219		S63008	55C 20G9AN4	
		X10CrNi15	429									
		X12CrNi18-9	302	302S31		Z10CN18-09	2330					

M		VDI 3323 13	Descrizione Materiale			Composizione / Struttura / Trattamento					HB	HRC
			Acciaio inox			Martensitico, Bonificato					240	23
Mat'l No.	JIS	DIN	AISI/ASTM/SAE	BS	EN	AFNOR	SS	UNI	UNE / IHA	UNS	GOST	Brands
1.4000	SUS403	X6Cr13	403	403S17		Z6C13	2301	X6Cr13	F.3110	S40300	08C 13	ATI 410S
1.4001		X7Cr14	410 S	403S7		Z8C13	2301		F.8401		08C 13	
1.4006	SUS410	X12Cr13	410	410S21	56A	Z10C13	2302	X12Cr13	F.3401	S41000	12C 13	ATI 410
1.4016	SUS430	X6Cr17	430	430S15	X8Cr17	Z8C17	2320	X8Cr17	F.3113	S43000	12C 17	ATI 430
1.4021	SUS 420J1	X20Cr13	420	420S37		Z20C13	2303	14210	F.5261	S42000	20C 13	ATI 420
1.4027	SCS 2	GX20Cr14		420C29		Z20C13M					20C 13L	
1.4031	SUS 420 J2	X40Cr13	420			Z40C14	-2304		F.3404	S42080	40C 13	
1.4034	SUS420J2	X46Cr13		420S45		Z40C14		X40Cr14	F.3405			
1.4057	SUS431	X19CrNi17-2	431	431S29	57	Z15CN16-02	2321	X16CrNi16	F.3427	S43100	20C 17N2	431 (HT)
1.4104	SUS430F	X12CrMoS17	430F	420S37		Z10CF17	2383	X10CrS17	F.3117	S43020		
1.4113	SUS434	X6CrMo17	434	434S17		Z8CD17-01	2325	X8CrMo17		S43400		AL 434
1.4313	SCS5	X3CrNi13-4	CA6-NM	425C11		Z4CND13-04M	2385	(G)X6CrNi304		J91540		
1.4544		A 700	321	S.524		Z 10 CNT 18 11		X6CrNiTi1811		J92630	08C 18N12T	
1.4546		X5CrNiNb18-10	348	347S31				X6CrNiNb1811		J92640		ATI 348
1.4871	SUH35,SUH36	X53CrMnNiN21-9	EV8	349S54		Z52CMN21-09		X53CrMnNiN219		S63008	55C 20G9AN4	
1.4922		X20CrMnV12-1					2317	x20CrMn0n1201				
1.4923		X22CrMoV121										Jethete X20

Informazioni tecniche Gruppi Materiali

M		VDI 3323 14	Descrizione Materiale Acciaio inox				Composizione / Struttura / Trattamento Austenitico					HB 180	HRc 10
Mat'l No.	JIS	DIN	AISI/ASTM/ SAE	BS	EN	AFNOR	SS	UNI	UNE / IHA	UNS	GOST	Brands	
1.4301	SUS 304	X5CrNi18-10	304	304S15		Z5CN18-09	2332		F.3551	S30409	08C 18N10		
1.4305	SUS303	X10CrNiS18-10	303	303S21	58M	Z8CNF18-09	2346	X10CrNiS18.09	F.3508	S30300	30C 18N11	ATI 303	
1.4306	SCS19	X2CrNi1911	304L	304C12	X3CrNi1810KD	Z2CN18-09	2352	GX2CrNi1910	F.3503	S30403	03KH18N11	ATI 304L	
1.4308	SUS304L	GX6CrNi18-9	CF-8	304C15	58E	Z6CN18-10M	2333					CF-8	
1.4310	SUS 301	X10CrNi18-8	301	301S21		Z12CN17-07	2331	X2CrNi1807	F.3517	S30100	07KH16N6	ATI 301	
1.4311	SUS304LN	X2CrNiN18 10	304LN	304S62		Z2CN18-10	2371	X2CrNiN1810	F.3541	S30453	03KH18N11		
1.4312	SCS12	GX10CrNi188	305	302C25		Z10CN18-9M					10C 18N9L	ATI 305	
1.4350	SUS304	X5CrNi18-9	304	304S15	58E	Z6CN18-09	2332	X5CrNi1810	F.3551	S30400		ATI 304	
1.4362		X2CrNiN234	S32304			Z2CN23-04AZ	2327			S32304		ATI 2304TM	
1.4371		X3CrMnNiN18887	202	284S16		Z8CMN18-08-05							
1.4401	SUS316	X5CrNiMo17-12-2	316	316S13		Z3CND17-11-01	2347	X5CrNiMo17 12 2	F.3534	S31600	08KH17H13M2T	ATI 316	
1.4404	SUS316L	X2CrNiMo17-13-2	316L	316S11		Z2CND17-12	2348	X2CrNiMo1712	F.3533	S31603		ATI 316L	
1.4406	SUS316LN	X2CrNiMoN17122	316LN	316S61		Z2CND17-12AZ		X2CrNiMoN1712	F.3542	S31653	07C 18N	ATI 316LN	
1.4408	SCS14	GX6CrNiMo18-10	CF-8M	316C16			2343	X7CrNiMo2010	F.8414	J92900	10G2S2MSL		
1.4410	SCS 14 A	GX10CrNiMo18-9				Z5CND20-12M	2328			S32750			
1.4429	SUS316LN	X2CrNiMoN17-13-3	316Ln	316S62		Z2CND17-13AZ	2375	X2CrNiMoN17133	F.3543		03KH16N15M3		
1.4435	SUS316L	X2CrNiMo18143	316L	316S11		Z3CND17-12-03	2375	X2CrNiMo17 13 2	F.3533	S31603	03C 17N14M3		
1.4436	SUS316	X3CrNiMo17-13-3	316	316S19		Z6CND18-12-03	2343	X5CrNiMo17 12 2	F.3543	S31600			
1.4438	SUS317L	X2CrNiMo18164	317L	317S12		Z2CND19-15-04	2367	X2CrNiMo18 16 4	F.3539	S31703		ATI 317L	
1.4439		X2CrNiMoN17135	(s31726)			Z3CND18-14-06AZ							
1.4440		X2CrNiMo18-16											
1.4449	SUS317	X5CrNiMo17133	317	317S16				X5CrNiMo1815		S31700		ATI 317	
1.4460	SUS 329 J1	X8CrNiMo275	329				2324			S32900		10RE51	
1.4462	SUS329J3L	X2CrNiMoN2253		318S13		Z3CND22-05AZ	2377			S31803		ATI 2205TM	
1.4500		X7NiCrMoCuNb2520				Z3NCDU25-20M				J95150			
1.4521	SUS444	X2CrMoTi18-2	443444				2326	X2CrMoTiN18 2	F.3123				
1.4539		X1NiCrMoCuN25205				Z2NCDU25-20	2562			N08904		ATI 904L	
1.4541	SUS321	X14CrNiTi18-10	321	321S31		Z6CNT18-10	2337	X6CrNiTi18 11	F.3523	S32100	06C 18N10T	ATI 321	
1.4542	SUS630	X5CrNiCuNb174	630			Z7CNU15-05						UGIMA 4542	
1.4545		Z7CNU15.05	15-5PH							S15500		ATI 15-5	
1.4547		X1CrNiMoN20187	S31254				2378			S31254		Uranus B25 6Mo	
1.4550	SUS347	X6CrNiNb18-10	347	347S17	58F	Z6CNNb18-10	2338	X6CrNiNb18 11	F.3552	S34700	08C 18N12B	ATI 347	
1.4552	SCS 21	GX7CrNiNb18-9				Z4CNNb19-10M				J92710			
1.4568	SUS 631	X 7 CrNiAl 17 7		316S111		Z 9 CAN 17-7	2388	Z8CNA17-07		S17700	09C 17NJU1	17-7PH	
1.4571	SUS 316Ti	X6CrNiMoTi17-12-2	316Ti	320S31	58J	Z6NDT17-12	2350	X6CrNiMoTi17 12	F.3535		10C 17N13M2T	ATI 316Ti	
1.4581	SCS 22	GX5CrNiMoNb18		318C17		Z4CNDNb18-12M							
1.4583		X6CrNiMoNb18-12	318	303S21		Z15CNS20-12		X15CrNiSi2 12					
1.4585		GX7CrNiMoCuNb1818						X6CrNiMoTi17 12		J94651			
1.4821		X20CrNiSi254				Z20CNS25-04				S44635			
1.4823		GX40CrNiSi274								J92605			
1.4828	SCS17	X15CrNiSi20-12	309	309S24	58C	Z15CNS20-12			F.8414	S30900	20C 20N14S2	ATI 309	
1.4833	SUS 309 S	X6CrNi2213	309S	309S13		Z15CN24-13				J93400			
1.4845	SUH310	X12CrNi25-21	310S	310S24		Z12CN25-20	2361	X6CrNi2520	F.331	S31008	20C 23N18	ATI 310S	
1.4878	SUS321	X12CrNiTi18-9	321	321S20	58B	Z6CNT18-12(B)	2337	X6CrNiTi1811	F.3553	S32100		ACX315	
1.4891		X5CrNiNb18-10	S30415				2372						
1.4893		X8CrNiNb11	S30815				2368						
1.4948		X6CrNi1811	304H	304S51		Z5CN18-09	2333			S30480			
1.4980		X5NiCrTi2515	660				2570			S66286		Incoloy A 286	
		X5NiCrN3525											
		X2CrNiMoN18134	S31753										
		X2CrNiMoN25227											

TORNICATURA

TRONCATURA

BARENATURA

FRECCATURA

FORATURA

INFORMAZIONI TECNICHE

Informazioni tecniche

Gruppi Materiali

TORNATURA

TRONCATURA

BARENATURA

FRESATURA

FORATURA

INFORMAZIONI TECNICHE

Mat'l No.	JIS	DIN	Descrizione Materiale			Composizione / Struttura / Trattamento					HB	HRc
			AISI/ASTM/SAE	BS	EN	AFNOR	SS	UNI	UNE / IHA	UNS		
<div style="display: flex; justify-content: space-between; align-items: center;"> <div style="text-align: center;"> <h1 style="color: red;">K</h1> <p>VDI 3323 15</p> </div> <div style="text-align: center;"> <p>Descrizione Materiale</p> <p>Ghisa grigia</p> </div> <div style="text-align: center;"> <p>Composizione / Struttura / Trattamento</p> <p>Perlitica / Ferritica</p> </div> <div style="text-align: center;"> <p>HB</p> <p>180</p> </div> <div style="text-align: center;"> <p>HRc</p> <p>10</p> </div> </div>												
0.6010	FC100	GG10	A48 20 B	Grade 100	GJL-100	Ft 10 D	0100	G10	FG10		Sc 10	
0.6015	FC150	GG15	A48 25 B	Grade 150	GJL-150	Ft 15 D	0115	G15	FG15		Sc 15	
0.6020	FC200	GG20	A48 30 B	Grade 220	GJL-200	Ft 20 D	0120	G20	FG20	W06020	Sc 20	
0.6025	FC250	GG25	A48 40 B	Grade 260	GJL-250	Ft 25 D	0125	G25	FG25		Sc 25	
0.6660		GGL-NiCr 20 2	1050/700/7	Grade F2	GJLA-XNiCr 20-2	L-NC 202	0523	-		F41002		Ni-Resist 2
1.4449	SUS317	XSCrNiMo17133	317	317S16				X5CrNiMo1815		S31700		ATI 317

Mat'l No.	JIS	DIN	Descrizione Materiale			Composizione / Struttura / Trattamento					HB	HRc
			AISI/ASTM/SAE	BS	EN	AFNOR	SS	UNI	UNE / IHA	UNS		
<div style="display: flex; justify-content: space-between; align-items: center;"> <div style="text-align: center;"> <h1 style="color: red;">K</h1> <p>VDI 3323 16</p> </div> <div style="text-align: center;"> <p>Descrizione Materiale</p> <p>Ghisa grigia</p> </div> <div style="text-align: center;"> <p>Composizione / Struttura / Trattamento</p> <p>Perlitica (Martensitica)</p> </div> <div style="text-align: center;"> <p>HB</p> <p>260</p> </div> <div style="text-align: center;"> <p>HRc</p> <p>26</p> </div> </div>												
0.6025	FC250	GG25	A48 40 B	Grade 260	GJL-250	Ft 25 D	0125	G25	FG25		Sc 25	
0.6030	FC300	GG30	A48 45 B	Grade 300	GJL-300	Ft 30 D	0130	G30	FG30		Sc 30	
0.6035	FC350	GG35	A48 50 B	Grade 350	GJL-350	Ft 35 D	0135	G35	FG35		Sc 35	
0.6040	FC400	GG40	A48 60 B	Grade 400	GJL-400	Ft 40 D	0140	G40	FC40		Sc 40	

Mat'l No.	JIS	DIN	Descrizione Materiale			Composizione / Struttura / Trattamento					HB	HRc
			AISI/ASTM/SAE	BS	EN	AFNOR	SS	UNI	UNE / IHA	UNS		
<div style="display: flex; justify-content: space-between; align-items: center;"> <div style="text-align: center;"> <h1 style="color: red;">K</h1> <p>VDI 3323 17</p> </div> <div style="text-align: center;"> <p>Descrizione Materiale</p> <p>Ghisa nodulare</p> </div> <div style="text-align: center;"> <p>Composizione / Struttura / Trattamento</p> <p>Ferritica</p> </div> <div style="text-align: center;"> <p>HB</p> <p>160</p> </div> <div style="text-align: center;"> <p>HRc</p> <p>3</p> </div> </div>												
0.7033	FCD350-22L	GGG35.3	-	350/22L40	GJS-350-22-LT	FGS 370-17	0717-15	-				
0.7040	FCD400	GGG40	60-40-18	SNG 420-12	GJS-400-15	FCS 400-12	0717-02	GS 400-12	FG E38-17	F32800	Vc 42-12	
0.7043	FCD 370	GGG40.3	60-40-18	SNG 370-17	GJS-400-18-LT	FGS 370-17	0717-12	GS0 42-17			Vc 42-12	
0.6040	FC400	GG40	A48 60 B	Grade 400	GJL-400	Ft 40 D	0140	G40	FC40		Sc 40	

Mat'l No.	JIS	DIN	Descrizione Materiale			Composizione / Struttura / Trattamento					HB	HRc
			AISI/ASTM/SAE	BS	EN	AFNOR	SS	UNI	UNE / IHA	UNS		
<div style="display: flex; justify-content: space-between; align-items: center;"> <div style="text-align: center;"> <h1 style="color: red;">K</h1> <p>VDI 3323 18</p> </div> <div style="text-align: center;"> <p>Descrizione Materiale</p> <p>Ghisa nodulare</p> </div> <div style="text-align: center;"> <p>Composizione / Struttura / Trattamento</p> <p>Perlitica</p> </div> <div style="text-align: center;"> <p>HB</p> <p>250</p> </div> <div style="text-align: center;"> <p>HRc</p> <p>25</p> </div> </div>												
0.7050	FCD500	GGG50	80-55-06	SNG 500-7	GJS-500-7	FGS 500-7	0727-02	GS 500-7	FG E50-7	F33100	Vc 50-2	
0.7060	FCD600	GGG60	80-55-06	SNG 600-3	GJS-600-3	FGS 600-3	0732-03	GS 600-3	FG E60-2		Vc 60-2	
0.7070	FCD700	GGG70	100-70-03	SNG 700-2	GJS-700-2	FGS 700-2	0737-01	GS 700-2	FG S70-2	F34800	Vc 70-2	
0.7652	FCDA-NiMn 13 7	GGG NiMn 13-7	-	Grade S6	GJSA-XNiMn 13-7	FGS Ni13 Mn7	0772	-				Nodumag
0.7660		GGG NiCr 20-2	A436 D2	Grade S2	GJSA-XNiCr 20-2	FGS Ni20 Cr2	0776	-				Ni-Resist D-2

Informazioni tecniche Gruppi Materiali

Mat'l No.	JIS	DIN	AISI/ASTM/SAE	BS	EN	AFNOR	SS	UNI	UNE / IHA	UNS	VDI 3323 19	
											Descrizione Materiale	Composizione / Struttura / Trattamento
0.8135	FCMW330	GTS-35	32510	B 340-12	GJMB350-10	MN 35-10	0815	GMN 35	GTS35		Kc 35-10	

Mat'l No.	JIS	DIN	AISI/ASTM/SAE	BS	EN	AFNOR	SS	UNI	UNE / IHA	UNS	VDI 3323 20	
											Descrizione Materiale	Composizione / Struttura / Trattamento
0.8145	FCMW370	GTS-45	A220-40010	P 440-7	GJMB450-6	MN 450	0852	GMN 45				
0.8155	FCMP490	GTS-55	50005	P 510-4	GJMB-550-4	MP 50-5	0854	GMN 55			Kc 60-3	
0.8165	FCMP590	GTS-65	70003	P 570-3	GJMB-650-2	MN 650-3	0856	GMN 65				
0.8170	FCMP690	GTS-70	90001	P 690-2	GJMB-700-2	MN 700-2	0862	GMN 70			Kc 70-2	

TORNITURA

TRONCATURA

BARENATURA

FRESATURA

FORATURA

INFORMAZIONI TECNICHE

Informazioni tecniche

Gruppi Materiali

TORNATURA

N

VDI 3323
21

Descrizione Materiale
Alluminio legato

Composizione / Struttura / Trattamento
Non trattabile

HB
60

HRC

Mat'l No.	JIS	DIN	AISI/ASTM/SAE	BS	EN	AFNOR	SS	UNI	UNE / IHA	UNS	GOST	Brands
3.0205		Al99	Al99									
3.0255	(A1050)	Al99.5	1000	L31		A59050C					D1	
3.3315		AlMg1										

TRONCATURA

N

VDI 3323
22

Descrizione Materiale
Alluminio legato

Composizione / Struttura / Trattamento
Duro

HB
100

HRC

Mat'l No.	JIS	DIN	AISI/ASTM/SAE	BS	EN	AFNOR	SS	UNI	UNE / IHA	UNS	GOST	Brands
3.1325		AlCuMg1									AD35	
3.1655	A2011	AlCuSiPb										
3.2315		AlMgSi1									AK9	
3.4345		AlZnMgCu0,5	7050	L86		AZ4GU/9051		811-04				
3.4365	7075	AlZnMgCu1,5	7075	7075		7075		AlZn5.8MgCuCr			B95	

BARENATURA

FRESATURA

N

VDI 3323
23

Descrizione Materiale
Fusione di alluminio, legato

Composizione / Struttura / Trattamento
≤ 12% Si, Non trattabile

HB
75

HRC

Mat'l No.	JIS	DIN	AISI/ASTM/SAE	BS	EN	AFNOR	SS	UNI	UNE / IHA	UNS	GOST	Brands
3.2163		G-AlSi9Cu3									VAL8	
3.2382		GD-AlSi10Mg										
3.2383		G-AlSi0Mg(Cu)	A360.2	LM9			4253					
3.2581		G-AlSi12										
3.3561		G-AlMg5										
3.5101		G-MgZn4sE1Zr1	ZE41	MAG5								
3.5103		MgSE3Zn27r1	EZ33	MAG6		G-TR3Z2						
3.5812		G-MgAl8Zn1	AZ81	NMAG1								
3.5912		G-MgAl9Zn1	AZ91	MAG7								
			A356-72	2789		NFA32-201						
A5052			356.1	LM25			4244				AK7	
		G-AlSi12	A413.2	LM6			4261					
ADC12		G-AlSi12(Cu)	A413.1	LM20			4260				AK12	
A6061		GD-AlSi12	A413.0				4247					
A7075		GD-AlSi8Cu3	A380.1	LM24			4250					

FORATURA

INFORMAZIONI TECNICHE

Informazioni tecniche Gruppi Materiali

N		VDI 3323 24	Descrizione Materiale Fusione di alluminio, legato			Composizione / Struttura / Trattamento ≤ 12% Si, Trattabile, Indurito					HB 90	HRc
Mat'l No.	JIS	DIN	AISI/ASTM/SAE	BS	EN	AFNOR	SS	UNI	UNE / IHA	UNS	GOST	Brands
2.1871		G-AlCu4TiMg										
3.1754		G-AlCu5Ni1,5										
3.2371		G-AlSi7Mg	4218B								AK8	
3.2373	C4BS	G-AlSi9MgWA	SC64D			A-57G	4251				AK9	
3.2381		G-AlSi10Mg									AK12	
3.5106		G-MgAg3SE2Zr1	QE22	mag12								
		G-ALMG5	GD-AISI12	LM5		A-SU12	4252					

N		VDI 3323 26	Descrizione Materiale Rame e sue leghe (Bronzo / Ottone)			Composizione / Struttura / Trattamento Leghe a facile lavorabilità, PB>1%					HB 110	HRc
Mat'l No.	JIS	DIN	AISI/ASTM/SAE	BS	EN	AFNOR	SS	UNI	UNE / IHA	UNS	GOST	Brands
2.0375		CuZn36Pb3									LS60-2	
2.1090		G-CuSn75pb	C93200			U-E7Z5pb4						
2.1096		G-CuSn5ZnPB	C83600	LG2								
2.1098		G-CuSn2Znpb	C83600									
2.1182		G-CuPb15Sn	C23000	LB1		U-pb15E8						

N		VDI 3323 27	Descrizione Materiale Rame e sue leghe (Bronzo / Ottone)			Composizione / Struttura / Trattamento CuZn, CuSnZn (Ottone)					HB 90	HRc
Mat'l No.	JIS	DIN	AISI/ASTM/SAE	BS	EN	AFNOR	SS	UNI	UNE / IHA	UNS	GOST	Brands
2.0240	C2300	CuZn15									L90	
2.0321		CuZn37	C27200	cz108		CuZn36,CuZn37		C2700			L63	
2.0590		G-CuZn40Fe										
2.0592		G-CuZn35Al1	C86500	U-Z36N3		HTB1						
2.0596		G-CuZn34Al2	C86200	HTB1		U-Z36N3					LTs23AD	
2.1293		CuCrZr	C18200	CC102		U-Cr0-8Zr						

N		VDI 3323 28	Descrizione Materiale Rame e sue leghe (Bronzo / Ottone)			Composizione / Struttura / Trattamento CuSn, rame senza piombo e rame elettrolitico					HB 100	HRc
Mat'l No.	JIS	DIN	AISI/ASTM/SAE	BS	EN	AFNOR	SS	UNI	UNE / IHA	UNS	GOST	Brands
2.0060		E-Cu57										
2.0966		CuAl10Ni5Fe4	C63000	Ca104		U-A10N					BrAD	
2.0975		G-CuAl10Ni	B-148-52									
2.1050		G-CuSn10	c90700	CT1								
2.1052		G-CuSn12	C90800	pb2		UE12P						
2.1292		G-CuCrF35	C81500	CC1-FF								

Informazioni tecniche

Gruppi Materiali

TORNATURA

S

VDI 3323
31

Descrizione Materiale
Superleghe resistenti al calore

Composizione / Struttura / Trattamento
Base Fe, Ricotto

HB
200

HRC
15

Mat'l No.	JIS	DIN	AISI/ASTM/SAE	BS	EN	AFNOR	SS	UNI	UNE / IHA	UNS	GOST	Brands
1.4558	NCF 800 TB	X2NiCrAlTi3220	N08800	NA15								
1.4562		X1NiCrMoCu32287	N08031									
1.4563		X1NiCrMoCuN31274	N08028			Z1NCU31-27-03	2584				EK77	
1.4864	SUH330	X12NiCrSi36-16	330	NA17		Z12NCS37-18				N08330		
1.4865	SCH15	GX40NiCrSi38-18		330C40				XG50NiCr3919		J94605		
1.4958		X5NiCrAlTi3120										

TRONCATURA

S

VDI 3323
32

Descrizione Materiale
Superleghe resistenti al calore

Composizione / Struttura / Trattamento
Base Fe, Invecchiata

HB
280

HRC
30

Mat'l No.	JIS	DIN	AISI/ASTM/SAE	BS	EN	AFNOR	SS	UNI	UNE / IHA	UNS	GOST	Brands
1.4977		X40CoCrNi2020				Z42CNKDWNb						

BARENATURA

S

VDI 3323
33

Descrizione Materiale
Superleghe resistenti al calore

Composizione / Struttura / Trattamento
Base Ni o Co, Ricotto

HB
250

HRC
25

Mat'l No.	JIS	DIN	AISI/ASTM/SAE	BS	EN	AFNOR	SS	UNI	UNE / IHA	UNS	GOST	Brands
2.4360		NiCu30Fe		NA13		NU30				N04400		Monel400
2.4603		NiCr30FeMo	5390A			NC22FeD						Hastelloy G-30
2.4610		NiMo16Cr16Ti								N26455		HastelloyC-4
2.4630		NiCr20Ti		HR5,203-4		NC20T				N06075		Nimonic75
2.4631	NCF 80A	NiCr20TiAl		Hr40		NC20TA				N07080	KHN77TYuR	Nimonic 80A
2.4642	NCF 690	NiCr29Fe				Nnc30Fe				N06690		Inconel 690
2.4856		NiCr22Mo9Nb		NA21		NC22FeDNb				N06625		Inconel 625
2.4858		NiCr21Mo		NA16		NC21FeDU				N08825	KHN38VT	Incoloy 825

FRESATURA

FORATURA

S

VDI 3323
34

Descrizione Materiale
Superleghe resistenti al calore

Composizione / Struttura / Trattamento
Base Ni o Co, Invecchiato

HB
350

HRC
38

Mat'l No.	JIS	DIN	AISI/ASTM/SAE	BS	EN	AFNOR	SS	UNI	UNE / IHA	UNS	GOST	Brands
2.4375		NiCu30Al	4676	NA18		NU30AT				N05500		MonelK500
2.4662		NiFe35Cr14MoTi	5660			Z5NCDT42				N09901		Incoloy 901
2.4668		NiCr19Fe19NbMo	5383	HR8		NC19eNB				N07718		Inconel 718
2.4670		S-NiCr13A16MoNb	5391	Mar-46		NC12AD						Nimocast 713
2.4694		NiCr16Fe7TiAl								N07751		Inconel 751
2.4955		NiFe25Cr20NbTi										
2.4964		CoCr20W15Ni	5772			KC20WN						Haynes 25
		CoCr22W14Ni	AMS 5772			KC22WN						

INFORMAZIONI TECNICHE

Informazioni tecniche Gruppi Materiali

Mat'l No.	JIS	DIN	Descrizione Materiale			Composizione / Struttura / Trattamento					HB	HRC	
			AISI/ASTM/SAE	BS	EN	AFNOR	SS	UNI	UNE / IHA	UNS	GOST	Brands	
		S	VDI 3323	Superleghe resistenti al calore			Base Ni o Co, Fuso					320	34
2.4669		NiCr15Fe7TiAl				NC15TNbA					N07750	Inconel X750	
2.4685		G-NiMo28									N10665	Hastelloy B	
2.4810		G-NiMo30										Hastelloy C	
2.4973		NiCr19Co11MoTi	AMS 5399			NC19KDT						VTS-1	
3.7115		TiAl5Sn2									R54520	VT1-00 ATI Grade 6	

Mat'l No.	JIS	DIN	Descrizione Materiale			Composizione / Struttura / Trattamento					HB	HRC	
			AISI/ASTM/SAE	BS	EN	AFNOR	SS	UNI	UNE / IHA	UNS	GOST	Brands	
		S	VDI 3323	Leghe di titanio			Titanio puro					400 Rm	
2.4674		NiCo15Cr10MoAlTi	AMS 5397								N13100	IN 100	
3.7025		Ti1	R50250	2TA1							R50250	ATI 30 CP Gr. 1	
3.7225		Ti1pd	R52250	TP1							R52250		

Mat'l No.	JIS	DIN	Descrizione Materiale			Composizione / Struttura / Trattamento					HB	HRC	
			AISI/ASTM/SAE	BS	EN	AFNOR	SS	UNI	UNE / IHA	UNS	GOST	Brands	
		S	VDI 3323	Leghe di titanio			Leghe Alpha + Beta, Temprato					1050 Rm	
3.7124		TiCu2		2TA21-24									
3.7145		TiAl6Sn2Zr4Mo2Si	R54620								R54620		
3.7165		TiAl6V4	AMS R56400	TA10-13		T-A6V						VT6	
3.7185		TiAl4Mo4Sn2		TA45-51									
3.7195		TiAl3V2.5									R56320	ATI 3-2.5	
		TiAl4Mo4Sn4Si0.5											
		TiAl5Sn2.5	AMS R54520	TA14/17		T-A5E							
		Ti6Al4VELI	AMS R56401	TA11									

Informazioni tecniche

Gruppi Materiali

TORNATURA

TRONCATURA

BARENATURA

FRESATURA

FORATURA

INFORMAZIONI TECNICHE

H		VDI 3323 38	Descrizione Materiale			Composizione / Struttura / Trattamento					HB	HRC
			Acciaio temprato			Temprato					550	55
Mat'l No.	JIS	DIN	AISI/ASTM/SAE	BS	EN	AFNOR	SS	UNI	UNE / IHA	UNS	GOST	Brands
1.1231	S70 C-CSP	Ck 67	1070	060 A 67	C 675	XC 68	1770	C 70	F.5103		70	
1.1248	C 75	Ck 75	1078, 1080	060 A 78	C 755	XC 75	1774	C 75	F.5107		75	
1.1274	SUP 4	Ck 101	1095	060 A 96	C 1005	XC100	1870	C100	F.5117			
1.1545	SK 3	C 105 W1	W1	BW 2	C 105U	Y1 105	1880	C 100 KU	F.5118		U10A	
1.2762		75CrMoNiW67	-	-	-	-	-	-				
1.3401	SCMnH1	GX120Mn12	A128(A)			Z120M12	2183	GX120Mn12	F.8251		110G13L	
1.4021	SUS 420 J1	X 20 Cr 13	420	420 S 37	X 20 Cr 13	Z 20 C 13	2303	X 20 Cr 13	F.5261		20KH13	ATI 420
1.4109	SUS 440 A	X 65 CrMo 14	440 A	-	X 70 CrMo 15	Z 70 D 14	-	-				ATI 440A
1.4112	SUS 440 B	X 90 CrMoV 18	440 B	409 S 19	X 90 CrMoV 18	Z 2 CND 18 05	2327	X CrTi 12				
1.4125	SUS 440 C	X 105 CrMo 17	440 C	-	X 105 CrMo 17	Z 100 CD 17	-	X 105 CrMo 17			95KH18	ATI 440C
1.6746		32NiCrMo14-5	-	832M31	32niCrMo145	35NCD14	-	-				
1.7176	SUP9(A)	55Cr3	5155	527A60	48	55C3	2253	55Cr3				
1.7225	SCM 440 (H)	42CrMo4	4140	708 M 40	42 CrMo 4	42 CD 4	2244	42 CrMo 4	F.1252		38HM	

H		VDI 3323 40	Descrizione Materiale			Composizione / Struttura / Trattamento					HB	HRC
			Fusione di ghisa			Fusione					400	42
Mat'l No.	JIS	DIN	AISI/ASTM/SAE	BS	EN	AFNOR	SS	UNI	UNE / IHA	UNS	GOST	Brands
0.9620		GX260NiCr42	A532 IB	Grade 2 A	GJN-HV520	FB Ni4 Cr2 BC	0512	-		F45001		Ni-Hard2
0.9625		GX330NiCr42	A532 IA	Grade 2 B	GJN-HV550	FB Ni4 Cr2 HC	0513	-		F45000		Ni-Hard1
0.9630		GX300 CrNiSi 9 5 2	A532 ID	Grade 2 C	GJN-HV600	FB Cr9 Ni5	0457	-		F45003		Ni-Hard 4
0.9640		GX300CrMoNi1521	-	-	-	-	-	-		F45005		
0.9650		GX260Cr27	-	Grade 3 D	-	-	0466	-				
0.9655		GX300CrNiMo271	-	Grade 3 E	-	-	-	-			20C 25N2052	
1.4841	SUH 310	X15CrNiSi25-20	310	314S31	X 15 CrNiSi 25 20	Z15CNS25-20	-	-		S31400		Cronifer 2520

H		VDI 3323 41	Descrizione Materiale			Composizione / Struttura / Trattamento					HB	HRC
			Ghisa temprata			Temprato					550	55
Mat'l No.	JIS	DIN	AISI/ASTM/SAE	BS	EN	AFNOR	SS	UNI	UNE / IHA	UNS	GOST	Brands
0.9635		GX300 CrMo 15 3	-	-	-	-	-	-				
0.9645		GX260 CrMoNi 20 21	-	-	-	-	-	-		F45007		

Informazioni tecniche

Tabella comparazione geometrie rompitruciolo

Inserti Negativi

Materiali	YG-1	SANDVIK	ISCAR	KENNAMETAL	Seco	Walter	Mitsubishi	Kyocera	Tungaloy	Sumitomo	Taegutec	Korloy	
ACCIAIO	SF	-	SF	FF (G-class), WF, UF	FF1, FF2	FP5, FV5	PK (G-class), FY, FH, FS	DP (G-class), GP WQ	01, TF	FA, FL, FB	FA	VL	
	UF	QF	F3P, NF	FN	MF2	NF4, NF3	FP, C	PP, GP DP, XF, XP	TS, TSF, ZF, 11, NS, NM, CB	LU, FE, SU	FLP, FA, FS, GG-FU, FX, FLP, FG, FM	VF, VB	
	PSF	XF	NF, TF	FN	MF2	MP3	FP, FH	HQ	TSF	NSU	FG, FM	VQ	
	UL	PF, XF		FN, MN	MF3	NS6	C (Cermet)	CQ, VC, PP	AS	SE	MLP, FC, FT	VQ, VC	
	UM			-	MF5	MP3	SH, SA, LP	PQ, CJ, VF, XQ	ZM, AM	SX		LP	
	UG	PM, QM, XM	PP, TF, M3P, M4PW	MN	M3, M5, MR3	NM4, MP5, MU5, NM6	MA, MH, MP, MV	MA, MH, MP, MV	GS, PS, PG	TM AM, DM, ZM	GU (□UG□), GE, UX	MLP, MC, MGP, PC, MM	VM, MP
	UC	PR	GN	MR, RP	MR4, M5, M6	MG-	MG-, None C/B	XS	TH, THS	UZ	MT, MGP, MG-	B25	
	UR	XMR	R3P, NR	RN	MR3, MR6	NR4, RP5, RP7	RP, GH	PT, GT, PH	TU, TRS, TUS	MU, ME, MX	RGP, RT, RX	HR, GR	
	PWM	WF, WR WMX, WM	WF, WG	FW, MW, RW	W-M3, W-MF2, W-MF5, M6, W-R4	NF, NM	SW, MW	WP, WF, WQ, WE	AFW, FW, ASW, SW	LUW, SEW, GUW	WS, WA, WT	VW, LW	
ACCIAIO INOX	MF	MF	SF, F3M, NF	FF, FP	MF1	NF4, FM5	SH, LM	MQ, SQ	SF, SA	SU, EF	EA, SF	VP2, MP	
	MM	MM	M3MW, TF, M3M	MP, UP	MF4	MM5(NM4)	MS, GM	TK, MS	SM, SS	GU	EM, ML	HS, MM	
	MG		VL, PP	MR		RM5, NR4	MM, ES	SG, SX	S, TA	EX, EG			
	MR	MR, XMR, MRR	GN, R3M, NR	P, RP	M5, M6 MR7, RR6	NRS	GH, RM	MU	TH, SH, TU	MU, HM, EM	ET	GS, RM	
GHISA	UC	KF	M3P, GN	T-20, FN, MT	MF3, MF5, M4	NM, MK5	LK, MA	None C/B, C	CF	UZ	MT	MP	
	UG	KM	GN, A	UN(RP), T-20	M5	NM5, RK5	MK, GK	KQ, KG	CM, None C/B	GZ	MG-	B25, MK	
	..MA	KR, KRR	NR, A	MR, S-20, ...MA, T-20	MR7	MV7, RK7	RK, -MA	-MA, GC, KH, ZS	CH	(□UX□)	KT, RT	-MA, RK	
SUPER LEGHE	SF	SF	SF	FS (G-class) LF (G-class)	MF1	NF4	FJ(G-class)	MQ	-	EF	EA, SF	VP1	
	SM	NGP, SM	PP, TF, VL	MS, GP, P, UN	MF4	NMS, NMT	MJ(G-class), MS	SQ, MS, MU, TK	HRM HMM	EX	EM MGS, MP, MK	VP3	
	SR	SR, SMR	MR	RP	MR3, MR4	NRS, NRT	RS, GJ	SG, SX	SA	MU	ET	VP4	

Inserti Positivi

Materiali	YG-1	SANDVIK	ISCAR	KENNAMETAL	Seco	Walter	Mitsubishi	Kyocera	Tungaloy	Sumitomo	Taegutec	Korloy
ACCIAIO	PF	PF	PF, F3P	FP	FF1	FP4	SV, FP	GP	PSF, PF	FB, LU	FA, FG	VL, VF
	UF	PF, UF UM	PF, F3P SM, 14	11, UF	F1	FP4, PS5	SMG(G-class), FV, LP	CF, PF, DP, PP, VF	01, TSF	FP, SU, SC	FX, GT-SL, GT-SA, GT-SM	VL
	PM	SM, M3P	MF	MF2, F2	MP4	MV	HQ, GK	PSS, PS	SU, SC	FM, PC, MT	MP	
	UG	PM, XM, XF	SM, M3P	LF, FP (Posi)	M5	FP6, PM5, E47	MP	XQ, XP	PM, TM 23, 24	MU, LB, SF	MT, PMR-	HMP
ACCIAIO INOX	MF	MF, MMC	PF, SM, M3M, 14	11, UF, GT-LF, FP	F1, F2	FM4	FM, LM	MQ	PSF, PSS, PS	FC, SI LU, SU	FG, SA	VP1
	MM	MM	M3M, SM	MP, MF	M3	MM4, RM4	MM		PM	MU		VL
GHISA	UG	KM, KR	SM, 14	MT, T-20, MP, C	M5	F2, FK6, MK4, RK6	MK, None C/B	None C/B	CM, None C/B	MU, None C/B	PC, MT	MP, C25
SUPER LEGHE	SF	GT-UM		GT-HP, LF	GT-F1	GT-PF2	FS(G-class) LS(G-class)				GT-FGS, SA	VP1
	SM	MF, UM	SM, PF, F3M, 14	FP, LF	F1, F2	PF4, PS5	FS-P(G-class) LS-P(G-class)	MQ	PSF	SI	FG	VL
	SR	MM	M3M, SM		MF2	PM5	LS, MS		PSS, PS		PC	MP
ALLUMINIO	AL	AL	AS	HP	AL	MN2	AZ	AP, AH	AL, PP	AG	GT-SA, FL	AK, AR

Informazioni tecniche

Tabella comparazione gradi di tornitura

Rivestimento CVD

ISO	YG-1	ISCAR	SANDVIK	SECO	PRAMET	KENAMETAL	TUNGALOY	MITSUBISHI	WALTER	TAEGUTEC	KORLOY	SUMITOMO	KYOCERA
P	YG3010	IC8150 IC9150 IC9015	GC4415 GC4305 GC4315	TP0501 TP1500 TP1501	T9310 T9315	KCP05B KCP05 KCPK05 KCP10B KCP10	T9205 T9105 T9215 T9115	UE6105 UE6110 MY5015 MC6015	WPP10G WPP01 WPP05S WPP10S	TT8105B TT8115B TT8105 TT8115	NC3215	AC8015P AC810P AC700G	CA510 CA515 CA5505 CA5515
	YG3115	IC8150 IC9150	GC4315 GC4415	TP1501 TP1500	T9315	KCP10 KCP10B	T9115 T9215	MC9015 MC6115 UE6110	WPP10 WPP10S	TT8115 TT8115B	NC3215	AC8015P AC8020P AC810P	CA515 CA5515
	YG3020	IC8250 IC9250	GC4425 GC4325	TP2500 TP2501	T9325	KCP25 KCP25B	T9225 T9125	MC6025 UE6020	WPP20G WPP20S WMP20S	TT8125B TT8125 LC225P	NC3120 NC3225	AC8025P AC820P	CA025P CA525 CA5525
	YG3030	IC8350 IC9350	GC4235 GC2135 GC4035	TP3500 TP3501	T9335	KCP30B KCP30 KCP40B KCP40	T9235 T9135	MC6035 UE6035 UH6400	WPP30G WPP30S WKP30S			NC3030 NC5330	AC8035P AC830P
M	YG3030	IC6015 IC6025 IC9300 IC520M IC4050 IC635	GC2015 GC2025 GC2035 GC235	TM1501 TM2501 TM3501	T7325 T7330 T7335	KCM15B KCM15 KCM25B KCM25 KCM35B KCM35	T6120 T6020 T6130 T6030	MC7015 MC7025 US7020 US735 UH6400	WMP20S	TT9215 TT9225 TT9235	NC9115 NC9125 NC9135 NC5330	AC6020M AC610M AC6030M AC630M AC6040M AC830P	CA6515 CA6525
	YG2025	IC9025 IC9325	GC2220	TM2501 TM2000		KCM25	T6120 T9125	MC7025 US7020		TT9225 TT5100		AC6020M AC6030M	CA6525
K	YG1010 YG1001	IC5005 IC5010 IC4028 IC8150	GC3205 GC3210 GC3215	TK0501 TK1501	T5305 T5315	KCK05 KCK05B KCK15 KCK15B KCK20 KCK20B KCPK05	T5105 T515 T5115 T1215 T1115 T5125 T5020	MC5005 UC5105 MC5015 UC5115 MY5015	WKK10S WKK20S WAK30 WKP30S WKK10 WKK20	TT3005 TT7005 TT7310 TT7015	NC6310 NC6315 NC5330	AC4010K AC405K AC4015K AC415K AC420K AC8025P	CA310 CA315 CA320 CA4505 CA4515

Rivestimento PVD

P	YG801	IC807 IC830 IC507 IC908	GC1025	TP1030 TP1020	T6310 T8430 T8345	KU10T KCU10 KT315 KU25T KC5010	AH330 AH725 AH730 SH725 SH730	VP10RT MS6015 VP15TF VP20MF VP20RT UP20M	WTA43 WTA41	TT4410 TT9020 TT4430 TT9080 TT8080	PC5300 PC5400 PC3035	AC1030U	PR930 PR1225 PR1535 PR1725
M	YG211	IC3028 IC907	GC1105 GC1115 GC2015	TS2000 TS2050	T6310 T8315	KCU10 KCU5010	AH120 AH140 AH630 AH645	VP10RT	WSM21 WSM01 WSM10S	TT5030	PC8105 PC8110	SC520U AC1030U	
	YG401	IC807						MP9005		TT5080	PC8115	AC5005S	
	YG213	IC908	GC2025	CP200 CP500	T8330 M6330	KCU25 KCU5025	SH725 AH7025	VP15TF VP20MF VP20RT UP20M MP7025	WSM20S	TT9080	PC5300 PC8120 PC9030	AC530U	PR930 PR1225 PR1535 PR1725
	YG214	IC330 IC830	GC2035	CP600	T8430		SH730 GH330 GH730 AH4035		WSM30S	TT8080 TT8020	PC5400		
S	YG401	IC804 IC806 IC830 IC807 IC908	GC1025 GC1105 GC1125	TS2000 TS2050 TS2500 TH1000 CP200	M6330 T6310	KCS10 KCU10 KCU25 KC5010 KC5025	AH110 AH120	MP9005 VP05RT MP9015 VP10RT MP9025 VP20RT	WSM01 WSM10S WSM20S WSM21 WSM30S	TT3010 TT3020 TT5080 TT5030	PC8105 PC8110 PC8115 PC5300 PC5400	AC5015S SC5025S AC510U AC520U	PR005S PR015S PR1535 PR1125 PR1305 PR1310

Non rivestito

N	YG10	IC20		KX		K313		HT10	WK1		H01 H05	H1	KW10
----------	-------------	------	--	----	--	------	--	------	-----	--	---------	----	------

Cermet

P10	YT100	IC30N	CT5005 CT5015 CT525 GC1525	TP1030 CMP CM	TT010 TT310	KT5020 KT125 KT150	GT730 GT530 NS520 NS720	UP35N	TN60 TN610 TN620 TN90	CT3000	CN1500 CN2500 CC125	T1500A T1000A T2500Z	TN60 TN610 TN620 TC40N
------------	--------------	-------	-------------------------------------	---------------------	----------------	--------------------------	----------------------------------	-------	--------------------------------	--------	---------------------------	----------------------------	---------------------------------

Informazioni tecniche

Tabella comparazione gradi di fresatura

ISO	YG-1	SANDVIK	SECO	KENAMETAL	ISCAR	WALTER	TUNGALOY	MITSUBISHI	TAEGUTEC	KORLOY	SUMITOMO	KYOCERA	HITACHI	DIJET
P	YG712	GC4220 GC1130	T250M MP3000	KC715M KC522M KC635M		WKP25S WKP25 WAM10	T3130 GH330	MP8010 MP6120 MP6130 MP9120	TT7070 TT7080 TT7030	PC3700 PC3600 PC3500	ACP2000 ACZ310	PR730	CY9020 JP4020 TB6045	JC5003
	YG713	GC4230 GC4330	T350M F25M	KC525M	IC950 IC1008	WAM20 WAM30	AH710 AH120 T3225			PC210F	ACP200 ACZ330	PR830 PR630	JP4120 CY250	JC5015
	YG602	GC1030 GC4240	F30M	KC725M KC735M	IC900 IC808 IC908 IC330	WKP35G WKP35S	T3130 AH3035 AH110	VP15TF VP20RT MP9130	TT9030 TT9080	NC5330 PC5300 NCM325 NC5350	ACP3000	PR1025 PR1225	PTH30E JS4060 JP4160	JC5030 JC5040
	YG613	GC4340 GC1040	F40M T60M	KCPM20 KC935M KCPM40	IC830 IC928	WKP45S WKP45X WSP45S	AH725 AH730 GH330 AH130 AH140	FH7020 VP30RT F7030	TT8020 TT8025 TT8080	NC5340 PC5400 NCM335	ACP300 ACZ350	PR1525 PR1230 PR660	JM4160 PTH40H	
M	YG602	GC2030 GC1030	F25M	KC635M KC522M KC725M	IC330	WAM30 WXM35 WSM35	AH725 AH120 GH110 AH730	VP15TF MP7130 MP7030	TT9030 TT9080	PC210F PC5300 NCM325 NC5350	XCU2500 ACM100 ACP200 ACM300	PR1025 PR1225 PR1525 PR630	JX1015 TB6020 CY250 GX2160 JX1045	JC5003 JC5015 JC5030
	YG613	GC2040	F30M F40M	KC722	IC928 IC328	WSP45	AH140 GH340	MP9030 MP7140 VP30RT	TT8080 TT8020	PC9530 NCM335 PC5400	ACP300 ACZ350 ACP400	PR660 PR1535 PR660	TB6045 JX1060 TB6060	JC5040
K	YG5020	GC3220 GC1020	MK1500 MP1500	KC915M	DT7150 IC5100 IC418	WAK15	T1015	VP15TF	TT6290 TT7515 TT6800	NC5330 PC8110	XCK2000	PR1510 PR510		JC5003
	YG501	GC3040	MK2050 MK2000	KCK15 KC520M	IC910 IC810	WKK25S WKP25	T1115 T1215 AH120	MP8010 MC5020	TT6080 TT6030	PC6510 NC5340	ACK200 ACZ310	PR1210 PR905		JC5015
	YG622		MK3000			WKP35	GH110	VP20RT		NC5350 PC5300	ACK300	CA420M		
S	YG602	GC1025 GC1040	F40M MM4500	KC510M KCU30M	IC328 IC408	WSM35S		VP15TF VP30RT	TT9030 TT8020 TT9540	PC5300 PC5400 PC9540	AC520U	CA6535 PR620	ACS05E	
	YG613	S30T S40T	MS2500	KC725M	IC903	WSM45S WSM45X		MP9130	TT8080 TT3540	UPC845		PR660 PR1535		
	YG012	GC1130 GC1030	MP1500 MP3000		IC1008			VP15TF						

TORNITURA

TRONCATURA

BARENATURA

FRESATURA

FORATURA

INFORMAZIONI TECNICHE

Indice alfanumerico

TORNITURA

TRONCATURA

BARENATURA

FRESATURA

FORATURA

INFORMAZIONI TECNICHE

Descrizione	Pag
-------------	-----

INSERTI DI TORNITURA

CCGT	98
CCMT	98
CNGG	66
CNMA	60
CNMG	60
CNMM	67
DCGT	101
DCMT	101
DNGG	75
DNMA	69
DNMG	69
DNMM	75
DNUX	76
KNUX	77
RCMT	104
RCMX	105
SCGT	106
SCMT	106
SNMA	78
SNMG	78
SNMM	81
TCGT	107
TCMT	107
TNGG	87
TNMA	83
TNMG	83
TNUX	88
VBGT	109
VBMT	109
VCGT	111
VCMT	111
VNMA	89
VNMG	89
WNGG	97
WNMA	92
WNMG	92

INSERTI DI TRONCATURA

TDN	122
TDP	122
TDY	122

INSERTI DI BARENATURA

NCBF	133
NCBO	132
NCBP	131
NCCH	138
NCFE	137
NCFI	137
NCGR	135
NCGS	136
NCPR	134
NCTH	139

INSERTI DI FRESATURA

ADKT	170
AOMT	170
APGT	171

Descrizione	Pag
-------------	-----

APKT	171
APMT	173
APXT	172
ENMX	187
ODMT	153
ODMW	153
OFER	154
OFMT	154
ONHU	155
ONMU	155
PNMU	156
RDKT	181
RDKW	181
RDMT	182
RDMW	182
RPMT	183
RPMW	183
SDCN	157
SDKN	157
SDMT	190
SDMW	190
SEGT	160
SEKN	158
SEKR	158
SEKT	159
SEMT	161
SNMX	162
SPCN	163
SPKN	163
SPKR	163
SPMT	164
SPUN	165
TPCN	174
TPCT	176
TPKN	174
TPKR	174
TPKT	176
TPUN	175

INSERTI DI FORATURA

SPMX	197
WCMX	200

CORPI DI TORNITURA PER ESTERNI

PCLN	35
PDJN	38
PDNN	38
PSBN	42
PSDN	41
PSKN	42
PSSN	41
PTFN	44
PTGN	44
PWLN	47
SCAC-S	34
SCLC	33
SCLC-S	34

Descrizione	Pag
-------------	-----

SDAC-S	37
SDJC	36
SDJC-S	37
SRDC	39
SRHC	39
SSSC	40
STFC	43
STGC	43
SVHB	45
SVHC	46
SVJB	45
SVJC	46
SVVB	45
SVVC	46

CORPI DI TORNITURA PER INTERNI

A... PCLN	49
A... PDQN	52
A... PDUN	52
A... PDXN	52
A... PSKN	54
A... PTUN	56
A... PWLN	59
A... SCLC	48
A... SDQC	50
A... SDUC	50
A... SDXC	51
A... SRGC	53
A... STUC	55
A... SVJC	58
A... SVQB	57
A... SVQC	58
A... SVUB	57
A... SVUC	58
C... SCLC	48
E... SCLC	48
E... SDUC	50
E... STFC	55

STELI / LAME DI TRONCATURA

YGB 26	121
YGB 32	121
YTE 12	116
YTE 12-C	118
YTE 12-S-C	119
YTE 16	116
YTE 16-C	118
YTE 16-S-C	119
YTE 20	116
YTE 20-C	118
YTE 25	116
YTE 25-C	118
YTES 12	117
YTES 16	117
YTI 16-C	120
YTI 20-C	120

Descrizione	Pag
-------------	-----

YTI 25-C	120
YTI 32-C	120

CORPI DI BARENATURA

NCHI	140
------	-----

CORPI DI FRESATURA

APKT10	166
APKT16	167
ENMX06	184
ENMX09	185
ONMU	149
PNMU	150
RDKT	178
SDMW	186
SEKT	152
SNMX	151
STELI PER TESTINE	180
TPKT11	168
TPKT16	169

CORPI DI FORATURA

YG02 - SPMX	194
YG02 - WCMX	198
YG03 - SPMX	195
YG04 - SPMX	196
YG04 - WCMX	199



Qualità, Innovazione e Customer Care sono le parole d'ordine della YG-1 fin dal 1982. I risultati raggiunti e l'esperienza maturata sul campo hanno permesso all'azienda di diventare un leader nella produzione di utensili da taglio.



GLOBAL COMPANY



YG-1 TOOL (U.S.A.)
Phone : +1 800 765 8665
Fax : +1 866 941 8665
E-mail : heatherlee@yg1usa.com



YG-1 LATIN AMERICA (BRAZIL)
Phone : +55 11 4496 2170
Fax : +55 11 4591 1438
E-mail : walter.campos@yg1.com.br



YG-1 CANADA INC. (CANADA)
Phone : +1 905 335 2500
Fax : +1 905 335 4003
E-mail : reception@yg1.ca



YG-1 TOOLS MEXICO SA DE CV (MEXICO)
Phone : +52 55 5576 8798
Fax : +52 55 5576 8790
E-mail : khmin@yg1.kr



NEW CENTURY TOOL CO.,LTD. (CHINA)
Phone : +86 532 8676 9779
Fax : +86 532 8676 9105
E-mail : qnct@qnct.cn



QINGDAO YG-1 TOOL CO.,LTD. (CHINA)
Phone : +86 532 8519 7366
Fax : +86 532 8519 7959
E-mail : qyg1@qyg1.com



YG-1 SHANGHAI CO.,LTD. (CHINA)
Phone : +86 21 6383 1661
Fax : +86 21 6383 1771
E-mail : enquiry@yg-1china.com



YG-1 HONG KONG LTD. (HONG KONG)
Phone : +852 2439 9018
Fax : +852 2439 9020
E-mail : enquiry@yghk.com.hk



YG CUTTING TOOL CORP. PVT. LTD. (INDIA)
Phone : +91 98801 23796
Fax : +91 84319 44411
E-mail : marketing@yg1india.com



YG-1 INDUSTRIES INDIA. PVT. LTD. (INDIA)
Phone : +91 96861 16278
Fax : +91 99019 51943
E-mail : sales@yg1india.com



PT.YGI TOOLS (INDONESIA)
Phone : +62 21 4585 8141
Fax : +62 21 4587 7412
E-mail : yg1-indonesia@yg1.kr



YG-1 JAPAN CO.,LTD. (JAPAN)
Phone : +81 6 6305 9897
Fax : +81 6 6305 9898
E-mail : t-kitaoka8@yg1.jp



YG1 ITALY SRL (ITALY)
Phone : +39 06 71300335
E-mail : info@yg1.it



YG-1 MALAYSIA SDN.BHD. (MALAYSIA)
Phone : +60 3 5569 4834
Fax : +60 3 5569 4814
E-mail : enquiries@yg-1.com.my



YG-1 TOOLS ASIA PTE.LTD. (SINGAPORE)
Phone : +65 6842 0468
Fax : +65 6842 0482
E-mail : yg1toolsasia@yg1.kr



YG-1 THAILAND CO.,LTD. (THAILAND)
Phone : +66 2 370 4945-8
Fax : +66 2 370 4944
E-mail : info@yg1.co.th



YG-1 VIETNAM CO.,LTD. (VIETNAM)
Phone : +84 4 3795 7233
Fax : +84 4 3795 7232
E-mail : yg1vietnam@yg1.kr



YG-1 AUSTRALIA PTY. LTD. (AUSTRALIA)
Phone : +61 3 9558 0177
Fax : +61 3 9558 2778
E-mail : ygone@yg1.kr



YG-1 EUROPE (FRANCE)
Phone : +33 172 84 4070
Fax : +33 172 84 4086
E-mail : yg1@yg1.eu



YG-1 DEUTSCHLAND GmbH (GERMANY)
Phone : +49 6173 9667 0
Fax : +49 6173 9667 29
E-mail : info@yg-1.de



YG-1 POLAND Sp. z o.o. (POLAND)
Phone : +48 22 622 2586
Fax : +48 22 622 2587
E-mail : info@yg-1.pl



YG-1 CO., TRADING SRL (ROMANIA)
Phone : +40 21 25 25 501-3
Fax : +40 21 25 25 506
E-mail : info@yg-1.ro



YG-1 RUS LLC (RUSSIA)
Phone : +7 499 110 71 06
Fax : +7 499 110 71 06
E-mail : russia@yg1.ru



TEKNO TAKIM San. Tic. AS. (TURKEY)
Phone : +90 212 671 1590
Fax : +90 212 671 1595
E-mail : info@teknotakim.com



YG-1 TURKEY (TURKEY)
E-mail : info@yg1.com.tr



FISSAGGIO MECCANICO

 **YG1 ITALY Srl**

Via di Valle Caia n° 109 - Roma - 00134(Rm)

Telefono: 06.71300335

Web: <http://www.yg1.it> E-mail: info@yg1.it

